


CHICAGO BEARS™



**1990
MEDIA
GUIDE**

Bears Fans
Reach
For The
Best.





1990 Chicago Bears Media Guide

BEARS BEGIN TV SHOW

The Chicago Bears have formed a new 30-minute weekly television show, *Chicago Bears Weekly*, that will begin airing this fall on WMAQ-TV (Channel 5), the NBC affiliate in Chicago.

Chicago Bears Weekly will be hosted by Wayne Larrivee, the Bears' radio play-by-play voice since 1985, and Hub Arkush, publisher of Pro Football Weekly and analyst on the Bears radio team.

The program will be a joint venture produced by the Chicago Bears and KOST Broadcast sales in association with WMAQ. The show is tentatively scheduled to air each Saturday from 6:00 - 6:30 p.m. beginning September 8. It will run for 18 weeks with as many as three additional shows airing depending upon the Bears playoff advancement.

Chicago Bears Weekly will feature guest appearances by Bears players and include segments with Bears management and alumni. It will review previous games and preview upcoming games. In addition there will be reports from around the NFC Central and the rest of the NFL.

The Bears are using commercial time in the show as part of their marketing package for the 1990 season.

Sponsors for the TV show are:

"Toyota,
I love what you
do for me."

CHICAGOLAND-
NORTHWEST
INDIANA
TOYOTA DEALERS



UNITED AIRLINES

WGN ^{FM} 720
"the Sport Station"

CELLULAR ONE
A Southwestern Bell Company

The move
is on to
**diet
Coke**
Just for the
taste of it.





TABLE OF CONTENTS

STAFF

Club Directory	4
Front Office Bios	5
Head Coach	16
Assistant Coaches	18

VETERANS

Bios	24
------------	----

ROOKIES

1990 Draftee Bios	82
Free Agents with Pro Experience ...	95
Rookie Free Agents	96

1989

Final Statistics	102
Game-by-game Summaries	104
Final Rankings	112
Post-season Awards	112
Records Set	113
Final NFL Standings	114

RECORDS

The Last Time	116
The Last Time by the Numbers ...	117
Individual Bears Records	118
Rookie Records	127
Opponents Individual Game	128
Soldier Field Bests	129
Bears Individual Playoff	130
Opponents Individual Playoff	131
Team Records	132
Career Leaders	142

HISTORY

Annual Leaders	146
Best Passing Seasons	151
300-yard Passing Games	151
100-yard Rushing Games	152
100-yard Receiving Games	153
All-time First Round Picks	155
Recent Bear Drafts	156
Historical Highlights	158
Attendance	161
George Halas Bio	162
Mugs Halas Bio	163
Walter Payton Bio	163
Hall of Famers	164
Playoff Summary	166
Playoff Boxes	166
Honor Roll	176

RESULTS


Year-by-year	184
Team-by-team	190

MISCELLANEOUS

How the Bears were Built	99
Veteran Roster	100
Rookie Roster	101
Pre-season Results	197
Bears in the Pro Bowl	198
Bears in the 1980s	199
What to Look for in 1990	200
Milestones Within Reach	201
1990 NFL Schedule	202
Soldier Field	204
Training Camp	205
Halas Hall	205
Bears on Radio	206
NFL Phone Numbers	207
Media Information	208
Road Headquarters	208
1990 Bears Schedule	209
Important Dates	209

CREDITS: The 1990 Media Guide was produced by the Chicago Bears public relations department using *Aldus PageMaker®* and *Aldus FreeHand®* software. The publication was printed by LithoTech with film provided by DeeSigner Graphics. Photography by Bill Smith. Statistical assistance from Pat McGrath.

STAFF





CLUB DIRECTORY

HEADQUARTERS

Halas Hall
250 N. Washington Road
Lake Forest, IL 60045
Phone: (708) 295-6600

TICKET OFFICE

55 E. Jackson Blvd.
Chicago, IL 60604
Phone: (312) 663-5100

SOLDIER FIELD

425 E. McFetridge
Chicago, IL 60605
Phone: (312) 294-2490

OFFICERS

Chairman of the Board	Edward W. McCaskey
President and Chief Executive Officer	Michael B. McCaskey
Vice President	Timothy E. McCaskey
Secretary	Virginia H. McCaskey
Treasurer	Ted Phillips

COACHING STAFF

Head Coach	Mike Ditka
Offensive Coordinator	Greg Landry
Defensive Coordinator	Vince Tobin
Offensive Line	Dick Stanfel
Running Backs	Johnny Roland
Wide Receivers	Vic Rapp
Special Teams/Tight Ends	Steve Kazor
Defensive Line	John Levr
Linebackers	Dave McGinnis
Defensive Backs	Zaven Yaralian
Secretary	Mary Albright

PLAYER PERSONNEL

VP, Player Personnel	Bill Tobin
Assistant Director	Rod Graves
Regional Scout	Don King
Regional Scout	Charlie Mackey
Regional Scout	Jim Parmer
Regional Scout	Jeff Shiver
Pro Scout	Ken Geiger
Secretary	Sharon Harrison

ADMINISTRATION

Director of Administration	Tim LeFevour
Dir. Community Involvement	Pat McCaskey
Dir. Information Systems	Greg Gershuny
Research & Quality Control	Jim LaRue
Skybox Manager	Caroline Guip
Groundskeeper	Ken Mrock
Assistant Groundskeeper	John Berta
Computer Assistant	Colette Guip
Asst. to the President	Eileen Semrow
Superintendent-Halas Hall	R.L. McMurrin
Receptionist	Louise Johnson
Assistant	Tula Willsey

FINANCE

Director of Finance	Ted Phillips
Accounting Supervisor	Joan Zmrhal
Purchasing Agent	Max Swiatek
Accounting Assistant	Paula Piepho
Secretary	Sherrie Geisler

MARKETING

Dir. Marketing/Communications	Ken Valdiserri
Assistant	Rob Lefko
Secretary	Denise Goff

PUBLIC RELATIONS

Director of Public Relations	Bryan Harlan
Assistant Director	John Bostrom
Assistants	Barb Allen, Doug Green

TICKETS

Ticket Manager	Gary Christenson
Assistant	Betty Swanson
Clerks	Jean Jensen, Liz Smith

TRAINING AND CONDITIONING

Head Trainer	Fred Caito
Assistant	Brian McCaskey
Strength Coordinator	Clyde Emrich

MEDICAL

Consulting Physician	Clarence Fossier
Internist	Jay Munsell

FILM/VIDEO

Director of Video Services	Mitch Friedman
Assistant Director	Dean Pope
Sideline	Bill Smith

EQUIPMENT

Equipment Manager	Gary Haeger
Assistant	Tony Medlin



MANAGEMENT

EDWARD W. McCASKEY

Chairman of the Board



The senior member of the Bears' management, and a popular figure in the NFL, is Edward McCaskey. Named the second Chairman of the board in the club's 70 year history on November 11, 1983, McCaskey succeeded team founder, George S. Halas. Prior to his current position McCaskey served 17 years as the team's Vice President and Treasurer.

Ed McCaskey has been an executive with the Bears since 1967. His responsibilities include spearheading the club's civic activities and representing the team at the NFL owners' meetings each year.

An entertaining speaker along with his warm and outgoing personality have made McCaskey a natural for community involvement programs. He served on the board of trustees of Rosary College and as a trustee for the Piccolo Children's Fund, the Illinois Chapter of the National Hemophilia Foundation, the Chicago Association for Retarded Citizens, and the Charlie Conacher Research Fund at the Toronto General Hospital. He was also a member of the board of directors for the Michigan Avenue National Bank, NFL Films, and the Central States Institute of Addiction before he stepped down from those duties in 1987.

McCaskey's numerous charitable and civic contributions on behalf of the Chicago Bears and the McCaskey family have been well documented. Ed served as the guiding force behind the Brian Piccolo Fund since its inception in 1970. He was chairman of the Piccolo committee until 1987—a period during which it generated nearly two million dollars for the Sloan Kettering Cancer Center in New York (as well as other cancer research charities) in memory of the former Bears running back. With this money embryonal cell carcinoma, which was virtually 100 percent fatal when it took Piccolo's life in 1970, now has a 95 percent cure rate. McCaskey was a close friend of Piccolo and worked with Screen Gems in production of the popular movie "Brian's Song". He also was the liaison between the NFL owners and the Piccolo Golf Tournament.

McCaskey was in the music publishing business in New York and was associated with the late Jimmy Dorsey following a stint with the U.S. Army in WW II. McCaskey served with the 80th infantry in France—enlisting as a private and leaving with a Captain's rank. He was duly honored in the spring of 1988 when he received a Bronze Star Medal and Combat Infantry Badge acknowledging his satisfactory performance of duty while an infantry officer in active ground combat.

Since moving to Chicago in 1949, McCaskey has been a merchandising manager for the National Retail Tea and Coffee Association; Executive Vice President of Merchandise Services, Inc.; an account executive for E.F. McDonald Co.; and Vice President and Treasurer with the Bears.

Born April 27, 1919 in Philadelphia, McCaskey sang with dance bands for three years before enrolling at the University of Pennsylvania in 1940. While at Penn he was elected class president and also continued a singing career. McCaskey played offensive tackle at Lancaster Catholic High in Pennsylvania.

McCaskey and his wife Virginia reside in Des Plaines. They have 11 children and 17 grandchildren.

CHICAGO BEARS BOARD OF DIRECTORS

Edward W. McCaskey (Chairman)
Virginia McCaskey
Michael B. McCaskey

Walter Payton
Patrick G. Ryan
Andrew McKenna



MANAGEMENT



MICHAEL B. McCASKEY

President and Chief Executive Officer

Michael McCaskey, entering his seventh full season as the President and Chief Executive Officer, has guided the Bears' organization to new heights. The team has the second best won-loss record in the NFL since 1984, and McCaskey's innovative and aggressive leadership have positioned the club to be equally successful in the 1990s. McCaskey has and continues to focus on

two main goals: winning the Super Bowl and building a new home for the Bears.

The second half of the 1980s was a period in which the Chicago Bears organization took great strides both on and off the field. To remain competitive and financially solvent, McCaskey has placed a high priority on finding a new stadium for the Bears in the coming years.

McCaskey's progressive management style has permeated virtually every department in the organization. The Bears recent signing of top draft choice Mark Carrier during the draft was unprecedented in NFL history. In 1988, the club built 56 new skyboxes along the southern rim of Soldier Field which include a year-round meeting facility. A year later McCaskey created the first full-time marketing department in club history. The Bears' computer system, instituted by McCaskey upon his arrival, is constantly being expanded and upgraded.

McCaskey's educational and professional background includes a PhD in business and ten years as a business professor and consultant. His strong business acumen has benefited the NFL as well as the Bears. McCaskey has served on the league's Long Range Committee since 1985, and during the 1989 season he was appointed to the Finance Committee.

Since being named the third president in club history on November 11, 1983, McCaskey has guided a franchise that won five NFC Central division in his first six seasons at the helm. The Bears made three appearances in the NFC Championship game since 1984 and captured the nation's attention in 1985 by posting an 18-1 record including a victory in Super Bowl XX. McCaskey received the highest honor bestowed on a football executive following the '85 season when his peers voted him *The Sporting News'* NFL Executive of the Year.

McCaskey grew up in a football family. His grandfather, George S. Halas, was a founder of professional football and the Chicago Bears in 1920. Michael's uncle, the late George S. Halas, Jr., preceded him as president. Along with his 10 brothers and sisters, Michael McCaskey spent fall weekends at Wrigley Field watching the Bears, and summers in rural Indiana working at the club's training camp as a ball boy. McCaskey's interest in the game flourished as he enjoyed a playing career at Notre Dame High School in Niles and at Yale University, where he was a two-year letterman at wide receiver.

Following graduation in 1965, McCaskey spent two years with the Peace Corps teaching in Ethiopia. He then earned a doctorate in business at Case Western Reserve University before teaching at UCLA and the Harvard School of Business. McCaskey also started a consulting company with his wife, Nancy, and authored a book, *The Executive Challenge: Managing Change and Ambiguity* before joining the Bears.

McCaskey was born on December 11, 1943. The McCaskeys have two children: John Piersol (6/5/84) and Kathryn Cahill (5/11/89) and reside in Winnetka, IL.

CHICAGO BEARS' PRESIDENTS

George S. Halas	1920-62; 79-83
George S. "Mugs" Halas, Jr.	1963-79
Michael B. McCaskey	1983-



BILL TOBIN

Vice President of Player Personnel



The Chicago Bears, perhaps more than any team in the NFL, rely almost exclusively on the annual collegiate draft and non-drafted free agent pool for assembling their manpower. The man who orchestrates that key acquisition process for the club is Vice President of Player Personnel Bill Tobin, now beginning his 16th season with the Bears.

Of the club's returning 46 players, 36 were original Bear draftees, while six were undrafted free agents and just four played with other teams. No current Bear joined the team via a trade. Tobin's scouting prowess is also evident on opponents' rosters as 25 former Bears are scattered throughout the league.

Chicago has a remarkable 14 of its past 15 number one draft choices still active in the NFL heading into the 1990 season, including 10 Bear veterans. Each of the past 10 Bear drafts are represented on the club's current roster. The Bears had a NFL-high five choices in the first three rounds of last April's draft due to trades orchestrated by Tobin that brought in additional choices in the second (Jim McMahon) and third rounds (Willie Gault). In 1989, Tobin engineered a trade with Philadelphia that generated a league-high 20 draft choices. The top three picks (Donnell Woolford, Trace Armstrong and John Roper) emerged as starters and were all-rookie selections.

Tobin was given the title of Vice President following the 1986 season by club President Michael McCaskey in recognition of his significant contribution to the team's success. In this vital role, Tobin is the team's primary contact regarding all personnel matters; conducts the annual college draft; and monitors the NFL waiver wires in hopes of upgrading the team through the free agent route. Tobin's staff consists of five regional college scouts and a pro scout. He also uses the BLESTO scouting combine which contributes to his evaluation of prospects.

A native Missourian, Tobin, 49, joined the Bears as Director of Pro Scouting in 1975 and held that post until being promoted to Director of Player Personnel in 1984 upon Michael McCaskey's arrival. Part of Tobin's duties include travelling to campuses and scouting prospects firsthand—he visits approximately 75 schools each year.

Prior to joining the Bears, Tobin spent two years (1971-72) as regional scout and two seasons (1973-74) as Director of Pro Scouting for the Green Bay Packers. Working under his college coach, Dan Devine, Tobin assisted in drafting four Rookies of the Year: John Brockington, Chester Marcol, Willie Buchanan, and Don Woods. Before entering the pro ranks, Tobin was offensive coordinator and backfield coach at Central Connecticut State College from 1968-70.

Tobin had a successful playing career at both the collegiate and professional level. A star running back at the University of Missouri from 1959-62, Tobin was MVP of the 1962 Bluebonnet Bowl after leading the Tigers to a 14-10 win over Georgia Tech. He played for the Houston Oilers in 1963 and was the club's Rookie of the Year. The next season he joined the Edmonton Eskimos where he played for three seasons while serving as a graduate assistant at Missouri (1964-66) where he earned a masters in education. Tobin's final stop as a player was Orlando where he spent two seasons in the Continental Football League.

Born February 16, 1941 in Burlington Junction, MO (approximately 100 miles from Kansas City), Tobin had two brothers play college football including Vince, a teammate at Mizzou and now the Bears defensive coordinator. Bill and his wife Dusene have two daughters, Laurie and Kerry, and one son, Duke, a redshirt freshman quarterback at the University of Illinois.



MANAGEMENT



TIM LeFEVOUR

Director of Administration

A member of the front office involved in nearly every facet of the Bears' operation is Tim LeFevour, Director of Administration.

LeFevour was promoted to his current post on January 19, 1989, following nine years of service in stadium operations. In his current role, LeFevour continues to oversee stadium affairs and is the club's liaison with the Chicago Park District. In addition, he is responsible for Halas Hall and training camp operations and serves as the club's contact with the NFL office. Two of his current projects are exploring an indoor practice facility and assisting Michael McCaskey in the Bears' pursuit of a new stadium.

LeFevour joined the Bears as Skybox Manager in 1981 and was promoted to Stadium Operations Manager on February 22, 1984. In the latter role he was involved in the addition of 56 skyboxes and the installation of natural grass at Soldier Field.

Before joining the Bears, LeFevour worked for the Park District as a writer in the Public Information Office (1979-81) and was an assistant director at WGN-TV (1979).

LeFevour earned a BA degree in political science from Loras College in Dubuque, Iowa in 1978. He is currently involved in several charitable and civic functions and is on the Board of Directors of the Brian Piccolo Golf Tournament.

Born June 25, 1956 in Chicago, LeFevour and his wife Judy have four children (Megan, Matthew, Katie, Amy) and reside in Arlington Heights, IL.



TED PHILLIPS

Director of Finance

Now entering his fourth year of negotiating player contracts, Ted Phillips is quietly gaining league-wide respect in this complex role.

Phillips was named the club's Director of Finance on March 4, 1987, and consequently assumed the task of handling the contracts of all Bears players. Phillips negotiated with 1990 first round choice Mark Carrier prior to April's draft and signed him immediately after the 15-minute selection period—a first in NFL annals.

Phillips also supervises the club's financial operations and accounting staff. He added the training, video, and equipment departments to his jurisdiction on January 19, 1989, following the retirement of Bear administrator Bill McGrane. Phillips is also a club officer, serving as treasurer.

Phillips joined the Bears staff on September 28, 1983 as controller, a position he held for four years. He assisted in preparing and constructing player contracts for two years (1985-86) prior to becoming a full-time negotiator.

Before joining the Bears, Phillips was employed as an auditor and tax accountant with the international accounting firm of Ernst & Whinney, from 1979-83. He graduated from the University of Notre Dame in 1979 with a degree in business and accounting and recently obtained his masters in business administration from Northwestern.

Born June 27, 1957 in Oneida, New York, Phillips grew up in Nashua, New Hampshire. He is single and lives in Chicago.



MANAGEMENT

PATRICK McCASKEY

Director of Community Involvement



As director of community involvement for the Chicago Bears, Patrick McCaskey serves on the following boards and committees: Bears Geography Corps, Cabrini-Green Legal Aid Clinic, Chicago Fellowship of Christian Athletes (chairman), Chicago Sports Teams Organized for the Prevention of Substance Abuse (vice president/treasurer), Community Youth Creative Learning Experience, Eisenberg Boy & Girls Club, First Colonial Bankshares Foundation, Illinois Assembly on the Prevention of Alcoholism and Other Drug Abuse, Illinois Special Olympics, Lake Forest/Bears Golf Day, Lawndale Community Church, Maryville Chuckwagon Day, Michigan Avenue National Bank, Notre Dame High School Alumni Track Meet (chairman), Brian Piccolo Extravaganza, and Saint Joseph Hospital.

He also manages the Bears road trips and alumni parties and home game anthem singers and halftime shows.

His column, "Religion, Family and Sports," is published in the northwest suburban Journal newspapers. He is a middle-aged miler for the University of Chicago Track Club.

McCaskey and his wife Gretchen have two sons, Edward and Thomas, and reside in Lake Forest, IL.

KEN VALDISERRI

Dir. of Marketing and Communications



Ken Valdiserri became the Chicago Bears' first full-time marketing man on January 19, 1989, when he was promoted to Director of Marketing and Communications. He had previously served the club as Director of Public Relations from 1984-88.

In his current position, Valdiserri engineers the club's marketing, promotional, and merchandising efforts and develops corporate sponsorship. He also oversees the Bears public relations department and assists club President Michael McCaskey in radio-television contracts and programming. In 1990, the Bears will produce their own weekly 30-minute television show, have a Spanish radio outlet for home and away games and begin a club-produced newsletter for sponsors and season ticket holders. Valdiserri is also the Bears liaison with NFL Properties and NFL Films.

Before joining the Bears on March 4, 1984, Valdiserri was Assistant Public Relations Director for the Chicago White Sox (1981-83) and an administrative assistant in the Baseball Commissioner's Office in New York (1980).

Valdiserri is on the board of the Mike Ditka Foundation, Baseball Cancer Charities, and Indiana Sports Charities Committee.

A graduate of the University of Notre Dame, Valdiserri spent three years working in the Irish sports information office while earning a degree in communication arts in 1980.

Born February 18, 1958 in South Bend, Valdiserri is single and resides in Deerfield, IL.



STAFF



John Bostrom



Fred Caito



Gary Christenson



Clyde Emrich

JOHN BOSTROM — Assistant Director of Public Relations

4th season with Bears...Named to current post on January 19, 1989...PR assistant in 1987-1988...Interned with club during 1985 and 1986 seasons...Graduated in May 1987, from Lake Forest College, site of Bears' year round operations...Earned degree in business...Single...Born 2/9/65 in Park Ridge, IL...Resides in Arlington Heights.

FRED CAITO — Head Trainer

24th season with Bears...Named head trainer in 1973, at age 26...Received bachelors degree from St. Joseph's College in 1969...Completed masters degree at Northwestern University in 1972...Member of the American College of Sportsmedicine, National Athletic Trainers Association, International Narcotic Enforcement Officers Association, National Strength and Conditioning Association and National Football League Athletic Society...Three children (Shelly, Tony, Stephanie)...Born 7/7/47 in Tiffin, Ohio...Resides in Chicago.

GARY CHRISTENSON — Ticket Manager

6th season with Bears...Worked previous eight years (1977-84) as assistant ticket manager for Minnesota Vikings...Also worked in ticket office of University of Minnesota athletic department...Attended the University of Minnesota...Married (Gretchen)...Two sons (Eric, Paul)...Born 9/23/51 in Minneapolis...Resides in Arlington Heights, IL.

CLYDE EMRICH — Strength Coordinator

19th season with Bears...Summer training camp director since 1984 when club moved camp to Platteville, WI...Outstanding career as weightlifter included 14 Central AAU championships...Five time US champion, US Olympic Squad member, Pan American champion...Member of Weightlifting Hall of Fame...Broke two world records in 1957: first man under 200 pounds to lift 400 and 409 pounds in clean jerk...Two sons...Resides in Vernon Hills, IL.

MITCH FRIEDMAN — Director of Video/Photographic Services

15th season with Bears...Served in same capacity with Houston Oilers in 1973-74...Grew up in business with father (Bob) a longtime film director of Dallas Cowboys and brother (Max) still with Raiders in similar role...Has worked on special projects for NFL Films and NCAA Films on part-time basis...Sought after as consultant for college programs...Two children (Eric, Stacey)...Born 1/25/48 in Clarksdale, MS...Resides in Lake Forest, IL.



STAFF



Mitch Friedman



Ken Geiger



Greg Gershuny



Rod Graves

KEN GEIGER — Pro Scout

5th season with Bears...Duties include monitoring NFL transactions, coordinating tryouts, and assisting in college scouting...Oversees club's rookie developmental camp in July...Part-time scout for Bears in 1984-85...BLESTO area scout in 1983-84...Spent 30 years as head football and wrestling coach at Morton East High School in Cicero (1957-86)...Took leaves of absence to coach football at University of Illinois (1955-56) and football and wrestling at the University of Missouri (1963-65)...Coached Vince Tobin and Johnny Roland at Mizzou...Married (Sheryl)...Five children (Gary, Kevin, Joni, Susan, Eric)...Born 12/30/31 in Chicago...Resides in Berwyn, IL.

GREG GERSHUNY — Director of Information Systems

7th season with Bears...Installed the organization's computer system upon his arrival which has expanded every year...Previously started a systems consulting partnership in Chicago (1983-84)...Served as management services consultant with Arthur Young and Company (1981-83)...Graduate of Indiana University's Graduate School of Business...Married (Evelyn)...Daughter (Lauren)...Born 12/30/52 in Chicago...Resides in Evanston.

ROD GRAVES — Assistant Director of Player Personnel

7th season with Bears...Promoted to current position on June 14, 1989, after serving as regional scout the previous five years...Based in Atlanta and scouts east and southeast areas...Served as Assistant Director of Player Personnel with Philadelphia Stars of USFL in 1983...Regional scout with Stars in 1982 before being promoted...Houston native who attended Texas Tech...Married (Alesia)...Born 3/16/59 in Houston...Resides in Decatur, Georgia.

CAROLINE GUIP — Skybox Manager

3rd season with Bears...Joined club in May 1988 as Skybox Marketing Assistant...Promoted to current position in March, 1989...Responsibilities include management, marketing and operations of Skybox program and non-game day use of Skybox area...Graduate of Lake Forest College...Single...Born 10/26/65 in Merrillville, IN...Resides in Chicago.

GARY HAEGER — Equipment Manager

7th season with Bears...Assistant equipment manager (1984-86) before succeeding the retired Ray Earley...At 28, is youngest equipment manager in NFL...Basketball manager for Northern Illinois University (1982) and DePaul (1983)...Member of Board of Directors of Arlington Heights Youth Athletic Association from 1984-89...Married (Sandy)...Three children (Joshua, Valerie, Amanda)...Born 1/31/62 in Des Plaines, IL...Resides in Rolling Meadows, IL.



STAFF



Caroline Guip



Gary Haeger



Bryan Harlan



Don King

BRYAN HARLAN — Director of Public Relations

7th season with Bears...Named to current position January 19, 1989, after serving five years as Assistant PR Director...Top Ten Best Dressed in NFL according to *Football News*...Graduated from University of Iowa with degree in journalism and mass communication in May, 1984...Worked in Hawkeye sports information office (1980-84)...Summer intern in Green Bay Packers public relations department (1980-82)...Sports director/news reporter at KRNA-radio in Iowa City (1983-84)...Single...Born 4/25/62 in Milwaukee...Resides in Chicago.

DON KING — Regional Scout

7th season with Bears...Responsible for scouting west region...Spent 11 years as a regional scout for BLESTO scouting combine...Head coach at University of Hawaii in 1967 leading team to 6-4 mark...Married (Evelyn)...Three children (Ken, Douglas, Patrick)...Born 1/24/26 in Horton, Kansas...Resides in Sun Lakes, Arizona.

JIM LaRUE — Research and Quality Control

12th season with Bears...Duties include computer analysis and self-scouting team...Spent past 11 seasons as Bears' defensive backfield coach...Coached running backs and wide receivers for Buffalo Bills (1975-78) before joining Bears...Coached at eight major colleges as an assistant between 1950-75...Head coach at University of Arizona (1959-66) posting a 41-37-2 record...Played halfback and defensive back at Carson-Newman, Duke and Maryland during WWII years...Earned math degree from Duke; masters in education from Maryland...Married (Betty)...Three children (Jill, Judy, Tom)...Born 8/11/25 in Clinton, Oklahoma...Resides in Libertyville, IL.

CHARLIE MACKEY — Regional Scout

2nd season with Bears...Covers upper midwest and Rockies...Regional scout for Dallas Cowboys (1971-88) prior to joining Bears...Worked for BLESTO combine for five years (1966-70)...Coached linebackers and receivers for five years at University of Missouri...Married (Diane)...One son...Born 10/17/34...Resides in Salt Lake City, Utah.

BRIAN McCASKEY — Assistant Trainer

9th season with Bears...Served as head student trainer while earning both an athletic training and teaching degree from North Park College (1978-82)...President and founder of McCaskey Sportsmedicine Clinic in Mount Prospect...Frequent speaker on sportsmedicine and training...Columnist for Mens Fitness Magazine...Serves on boards of several charities including the Johnny Genna Foundation and North Park College Viking Club...Single...Born 3/8/60 in Chicago...Resides in Chicago.



STAFF



Jim LaRue



Charlie Mackey



Brian McCaskey



Tony Medlin

TONY MEDLIN — Assistant Equipment Manager

4th season with Bears...Previously served as athletic equipment manager at North Carolina Central University from 1982-86...Student equipment manager at NCCU from 1978-82 while earning B.S. degree in therapeutic recreation...Brother (Ron) is assistant trainer for Cleveland Browns...Single...Born 2/10/60 in Fayetteville, North Carolina...Resides in Vernon Hills, IL.

KEN MROCK — Groundskeeper

3rd season with Bears...Served as a consultant during 1986 and 1987 seasons...Superintendent of Golf Courses for Chicago Park District for five years (1983-87)...Spent 17 years with Park District...Serves on board of directors for Sports Turf Managers Association and University of Northern Illinois Horticultural Institute...Married (Debbie)...Three children (Jennifer, Tim, Kristina)...Born 3/18/51 in Chicago...Resides in Chicago.

JIM PARMER — Regional Scout

18th season with Bears...Responsible for midwest and southwest regions...Worked as scout for BLESTO combine for eight years (1967-74) prior to joining Bears...Two-way player as fullback and defensive back for Philadelphia Eagles for nine seasons (1947-56)...Played on Eagles 1948 and 1949 championship teams...Coached three years at Texas Tech before scouting...Attended Oklahoma State University...Married (Mary)...Three children (Sandy, Jaime, Rick)...Born 4/15/27...Resides in Abilene, Texas.

DEAN POPE — Assistant Director of Video Services

5th year with Bears...Responsible for video taping practices and games, editing tape for coaches' and players' use, and setting up video viewing stations on road trips...Served as an intern in 1986 helping with transition from film to video...Native of Livingston, Wisconsin...Graduate of University of Wisconsin-Platteville with a degree in Communications...Single...Born 1/27/64 in Platteville, WI...Lives in Lake Forest, IL.

CHICAGO BEARS FIGHT SONG

Bear down, Chicago Bears, make every play clear the way to victory;
Bear down, Chicago Bears, put up a fight with a might so fearlessly.
We'll never forget the way you thrilled the nation with your T-formation.
Bear down, Chicago Bears, and let them know why you're wearing the crown.
You're the pride and joy of Illinois, Chicago Bears, bear down.



STAFF



Ken Mrock



Jim Parmer



Dean Pope



Jeff Shiver



Max Swiatek



Barb Allen
Public Relations



John Berta
Assistant Groundskeeper



Clarence Fossier
Physician

JEFF SHIVER — Regional Scout

4th season with Bears...Recently appointed to regional scout where he will be responsible for midwest region...Served as BLESTO scout for Bears in 1987-88...Bears area scout and BLESTO combine scout in 1989...Also has scouting experience in Canadian Football League...College coach at Purdue and University of Mississippi...Married (Laura)...One daughter (Brittany)...Born 9/7/56...Resides in Lafayette, Indiana.

MAX SWIASTEK — Purchasing Agent

57th season with Bears...Dean of front office staff who has held several positions since joining team in 1934...Hired by club founder George Halas who spotted him doing odd jobs at Wrigley Field...Besides serving as staff assistant to Halas he has been equipment manager, trainer, and traveling secretary...One son (Jim) and three grandchildren (Jennifer, Melissa, and Matthew)...Born 7/10/08...Resides in Chicago.





STAFF



Sherrie Geisler
Accounting



Denise Golf
Marketing



Doug Green
Public Relations



Colette Guip
Computers



Sharon Harrison
Player Personnel



Jean Jensen
Tickets



Louise Johnson
Receptionist



Rob Lefko
Marketing



Richard McMurrin
Superintendent



Jay Munsell
Internist



Paula Piepho
Accounting



Eileen Semrow
Administration



Liz Smith
Tickets



Betty Swanson
Tickets



Tula Willsey
Administration



Joan Zmrhal
Accounting



MIKE DITKA



MIKE DITKA

Head Coach

A man who relishes challenges in life, Mike Ditka looks one square in the eye in 1990. After a five-year reign of the NFL Central division—a period in which the Bears posted a 62-17 regular season record—Ditka's troops enter the new decade on the heels of a 6-10 season in 1989.

Many factors contributed to the Bears first losing season since 1982, Ditka's first as the team's head coach. Injuries decimated the defense as 23 different players received at least one starting assignment and only two started each game. Inexperience took its toll as 32 players had three years of experience or less. Close games, which had gone Chicago's way for most of the 1980s, took a different turn as the club squandered fourth quarter leads in three crucial mid-season losses that took the team out of contention. As a result, a season that looked promising after a 4-0 start turned into what Ditka called his most frustrating season as head coach.

Ditka's standards of success are high. A Super Bowl champion as a player, assistant coach and head coach explain his lofty goals. "The only thing I have on my mind is putting this team back in the playoffs," said Ditka during the off-season. He is not accustomed to missing post-season activity. In nine seasons as a Dallas Cowboys assistant, Ditka helped the Cowboys win three NFC titles and a Super Bowl. His eight years in Chicago have included three trips to the NFC title game, five division crowns, and a Super Bowl victory.

Since being named the 10th head coach in club history on January 20, 1982, Ditka has led the Bears to a mark of 84-45. The Bears 52 regular season wins between 1985-88 is the most ever by a NFL team in a four-year span. Ditka ranks second among Bear coaches in tenure and victories, trailing his first pro coach, George Halas, the team's founder and coach for 40 seasons.

After posting an 11-14 record in his first two seasons (1982-83), Ditka led the Bears to five consecutive NFC Central titles, three appearances in the NFC title game, and a Super Bowl victory. In 1985, Ditka led the Bears to an 18-1 record—a win total matched only by the 1984 San Francisco 49ers in NFL history. The Bears' 1985 campaign was highlighted by a 46-10 Super Bowl victory over the New England Patriots, the exclamation point on a season in which Sporting News, Associated Press, and Pro Football Writers Association named him Coach of the Year. Ditka is the only Bear coach to lead his club to five straight post-season appearances.

Ditka garnered the same Coach of the Year honors following a 1988 season which included his mid-season heart attack (11/2/88) and a NFL-best 12-4 regular season mark. Chicago beat Philadelphia in the divisional playoff before falling to the eventual Super Bowl champion San Francisco 49ers in the NFC title game.

Ditka's career in the NFL began in 1961 when the Bears selected him in the first round (fifth pick) out of the University of Pittsburgh. Ditka had an immediate impact—catching 56 passes and earning NFL Rookie of the Year honors—as Halas changed the tight end position from a "third tackle" to a receiver. Ditka played five more seasons with the Bears, earning a Pro Bowl trip each year, before being traded to Philadelphia for QB Jack Concannon in 1967. After two years with the Eagles, he played four more in Dallas, where he caught a touchdown pass in the Cowboys 24-3 win over the Dolphins in Super Bowl VI.

The final accolade to Ditka's outstanding playing career was bestowed upon him 16 years after his retirement when he was the first tight end inducted into the Pro Football Hall of Fame (July 30, 1988). Ditka's 427 career receptions included 75 catches in 1964, a NFL record for tight ends until Kellen Winslow broke it in 1980. He still holds a Bears record for consecutive games with a reception



MIKE DITKA

(49 from December 3, 1961 to October 10, 1965).

Ditka retired from playing following the 1972 season, but was hired by Cowboys' head coach Tom Landry as an offensive assistant and special teams coach. In Ditka's nine seasons the Cowboys were in the playoffs eight times, won three NFC Championships and the NFL crown following the 1977 season.

Born October 18, 1939 in Carnegie, Pennsylvania, Ditka was raised in nearby Aliquippa where his father, Mike Sr., worked on the railroad. He was an all-American as a senior at Pittsburgh in 1960, as a defensive end/linebacker and tight end, and ranked among the nation's top punters with a 40-yard average in his final three seasons.

Ditka is a highly-sought after motivational speaker and is actively involved in numerous charitable endeavors including Misericordia, Fellowship of Christian Athletes, Sports Teams Organized for Prevention of Drug Abuse, and the Say No to Drugs campaign. This past off-season Ditka established the Mike Ditka Endowed Scholarship Fund at the University of Pittsburgh to which he will contribute \$100,000 over the next decade. He also was part of CBS-TV's playoff coverage and played himself in an episode of the popular television series, "LA Law".

Mike is also an avid golfer—he plays to an eight handicap—and a collector of antique cars. He and his wife, Diana, have four children: Mike (29), Mark (28), Meagan (26), and Matthew (22).

Ditka's Pro Stats

Year/Club	Rec	Yds	Avg	TDs	Games
1972 Cowboys	17	198	11.6	1	14
1971 Cowboys	30	360	12.0	1	14
1970 Cowboys	8	98	12.3	0	14
1969 Cowboys	17	268	15.8	3	12
1968 Eagles	13	111	8.5	2	11
1967 Eagles	26	274	10.5	2	9
1966 Bears	32	378	11.8	2	14
1965 Bears	36	454	12.6	2	14
1964 Bears	75	897	12.0	5	14
1963 Bears	59	794	13.5	8	14
1962 Bears	58	904	15.6	5	14
1961 Bears	56	1076	19.2	12	14
Career	427	5812	13.6	43	158

Ditka's Bear Records

- 1) Most consecutive games, 1+ receptions: 49, 12/3/61—10/10/65
- 2) Most touchdowns, game: 4, 10/13/63 (tied with Harlon Hill, 10/13/54)
- 3) Most receptions, rookie: 56, 1961
- 4) Most TD catches, rookie: 12, 1961 (tied with Harlon Hill, 1954)

Ditka's Coaching Records

Assistant Coach

1973-81 Dallas Cowboys' special teams and receivers coach

Head Coach

	Regular season	Post-season	vs. NFC	vs. AFC	vs. NFC Central	at home
1989 Bears	6-10	0-0	4-8	2-2	2-6	4-4
1988 Bears	12-4	1-1	9-3	3-1	6-2	7-1
1987 Bears	11-4	0-1	9-2	2-2	8-0	6-2
1986 Bears	14-2	0-1	10-2	4-0	7-1	7-1
1985 Bears	15-1	3-0	12-0	3-1	8-0	8-0
1984 Bears	10-6	1-1	8-4	2-2	7-1	6-2
1983 Bears	8-8	0-0	7-7	1-1	4-4	5-3
1982 Bears	3-6	0-0	2-5	1-1	1-3	2-2
Career	79-41	5-4	61-31	18-10	43-17	45-15



ASSISTANT COACHES



STEVE KAZOR — Special Teams / Tight Ends

Steve Kazor begins his ninth season on the Bears staff and his fifth in charge of both special teams and tight ends. Kazor joined the club in 1982 as special teams coach and added tight ends to his jurisdiction in 1986. A staff associate of Ditka's at Dallas, Kazor was one of his first hirings upon becoming Chicago's head coach.

Kazor's special teams have consistently ranked among the NFL's top 10 and are highlighted by kicker Kevin Butler who holds seven team marks. His tight ends, meanwhile, had their best seasons in 1989. Jim Thornton had 24 catches for a club-high 16.3 yard average while Cap Boso had 17 catches in a reserve roll.

Kazor was on the Dallas Cowboys staff as an assistant to Gil Brandt in the scouting department from 1979-81. Before entering the pro ranks he spent time as an assistant coach and recruiting coordinator at Colorado State (1975), Wyoming (1976) and Texas-El Paso (1979-80). He also served on the staffs of Texas-Arlington (1974), Texas Austin (1976-79) and Westminster College (1970), where he started at nose tackle for four years as a collegian. Kazor was the youngest head coach in the country while holding that position at Emporia College in 1973.

Kazor was born February 24, 1948 in Arnold, Pennsylvania and attended high school in Las Vegas. After attending Westminster he earned his masters in athletic administration from Kansas St. College. He and his wife Colleen have two children (Lance and Kyle) and reside in Vernon Hills.



GREG LANDRY — Offensive Coordinator

In the midst of a disappointing 6-10 season, the Bears offense managed to compile statistics that compared favorably with playoff teams. In his first season as offensive coordinator, Greg Landry's unit finished 10th in net yards and total points, second in rushing, and scored 27 or more points in seven games. Landry is being counted upon to further develop the Bears' young quarterbacks Mike Tomczak and Jim Harbaugh. Last year Tomczak threw for a career-high 16 TDs while Harbaugh set a single-season club record by completing 62.4% of his passes.

Landry's coaching career began in 1985 when he served as quarterbacks coach of the Cleveland Browns helping them win the AFC Central division while tutoring Bernie Kosar. He joined the Bears in 1986 as receivers coach before coaching both quarterbacks and receivers in '87 and '88. He assumed play-calling duties in 1988 and was subsequently promoted to offensive coordinator in 1989.

Landry completed his 17-year playing career in 1984 when he was added to the Bears roster during the final week of the season and started at quarterback vs. Detroit in a 30-13 win.

Detroit's first round selection in 1968 from the University of Massachusetts, Landry spent 11 seasons with the Lions before being traded to the Colts in 1979. He played three seasons in Baltimore and two with the USFL's Chicago Blitz/Arizona Wranglers (1983-84) before finishing in Chicago.

In 147 NFL games, Landry started 103 games completing 1,276 passes in 2,300 attempts for 16,502 yards; 98 TDs and 103 interceptions. He also rushed for 2,654 yards (6.2 avg.) and scored 20 TDs.

Landry was born December 19, 1946 in Nashua, New Hampshire, and earned a B.S. degree in physical education from Massachusetts and a masters degree in sports administration from Wayne State (MI) University. He and his wife Jeannine have five children (Kathleen, Beth, Gregory, May, and Joseph) and reside in Libertyville.



ASSISTANT COACHES

JOHN LEVRA — Defensive Line



As the Bears defensive line was riddled with injury in 1989 John Levra's job became increasingly difficult. Six different front four combinations started last season as all seven linemen received starting calls. Knee problems sidelined Dan Hampton for the last 12 games while DEs Richard Dent (thigh), Trace Armstrong (ankle), and William Perry (knee) combined to miss seven starts. Dent earned nine sacks to boost his total to a club record 82, while Hampton and McMichael joined Dent in the NFL's top 10 active sackers.

Levra joined the Bears in 1986, after serving five years as offensive backfield coach for the New Orleans Saints. He was offensive coordinator during Wade Phillips' brief four game tenure as head coach in 1985. Under Levra's guidance, the Saints had the NFL's leading rusher in 1981, and had 20 100-yard individual rushing games.

Following a playing career at Pittsburg (Kan.) State where he starred as a linebacker, Levra coached in Kansas seven years at the high school level (1959-65). His first college job was at New Mexico Highlands, where he was an assistant (1966) and later head coach (1967-70) posting a 35-4-1 record. He moved to Stephen F. Austin State University as head coach and athletic director (1971-74) where his teams were 18-5 in his final two seasons and made the only bowl appearance in school history. Levra then became offensive coordinator at the University of Kansas (1975-78) and North Texas State (1979) before entering the pro ranks as defensive line coach for the British Columbia Lions. At BC, Levra worked under Vince Tobin who was their defensive coordinator.

A native Kansan, Levra was born October 2, 1937 in Arma, KS. He and his wife Rosie have two children (Gina and Craig) and reside in Gurnee, IL.

DAVID MCGINNIS — Linebackers



Entering just his fifth season in the NFL ranks, David McGinnis has already earned league-wide respect as one of the bright young coaching minds in the game today. McGinnis, 39, has handled the Bears' linebackers since joining the staff after Vince Tobin's appointment as defensive coordinator prior to the 1986 season.

McGinnis' starting trio has just one mainstay, middle linebacker Mike Singletary, as eight players have started at outside linebacker since 1986. Veteran Jim Morrissey missed the final 11 games in '89 due to injury, but rookie John Roper filled the void and was named all-rookie. Ron Rivera started his second full season at the other outside spot and continued his steady play, ranking fourth on the club in tackles. Singletary made his seventh trip to the Pro Bowl and led the club with 151 tackles.

Prior to joining the Bears, McGinnis spent 13 years coaching at the major college level. His first coaching assignment was as freshman coach at his alma mater, Texas Christian, in 1973-74. He moved to Missouri in 1975 and coached the linebackers and secondary while Tobin was the Tigers' defensive coordinator. McGinnis joined the Indiana State staff in 1978 as secondary coach and also recruited the Chicago area. He returned to TCU for a season as defensive backfield coach (1982) before joining Kansas State as defensive end/linebacker coach in 1983.

McGinnis was a two-year starter as a defensive back at TCU from 1970-72, earning academic all-SWC honors both seasons. He had five interceptions as a junior tying Lyle Blackwood for most in the Southwest Conference.

Born in Independence, Kansas on August 7, 1951, McGinnis grew up in Texas and attended Snyder (TX) High School. He and his wife Kim reside in Lake Forest, IL.



ASSISTANT COACHES



VIC RAPP — Wide Receivers

An 18 year veteran coach in the pro ranks, Vic Rapp begins his second season as the Bears receivers coach. Rapp joined the club after the 1989 training camp (8/20/89) when Ed Hughes retired.

Rapp's tenure includes stints as both an offensive coordinator and head coach—experience that should benefit the young receiving group led by Ron Morris (fourth year) and Wendell Davis (third year).

Before joining the Bears, Rapp coached for two NFC Central rivals. He served as running backs coach for the Detroit Lions (1987-88) after serving in a similar capacity for Tampa Bay (1985-86). He spent the two previous seasons tutoring running backs/tight ends for

the Los Angeles Rams (1984) and Houston Oilers (1983).

Rapp was a highly successful head coach in the Canadian Football League. He guided British Columbia to a 55-42-4 record in six seasons (1977-82) and twice took them to a conference championship.

A standout guard and linebacker at Southwest Missouri State, Rapp accepted his first college position at Arizona (1965-66) coaching receivers. He then handled the passing game at Missouri (1967-71) before joining the CFL in Edmonton as offensive coordinator (1972-76).

Born in Marionville, Missouri on December 23, 1935, Vic and his wife Carol have three daughters (Rhonda, Paula, Marla) and reside in Libertyville, IL.



JOHNNY ROLAND — Running Backs

The Bears were the NFL's best rushing team of 1980s and much of the credit belongs to running backs coach Johnny Roland. Chicago has paced the league in rushing four times since Roland joined the Bears staff in 1982.

Roland phased out the tandem of Walter Payton and Matt Suhey into the younger Neal Anderson and Brad Muster. The new backfield didn't skip a beat as Anderson led the team in rushing, receiving, and scoring while developing into one of the league's top all-around backs. Muster was one of the Bears' most improved players in 1989, amassing 586 total yards and eight touchdowns. Roland's depth is

a concern as only second-year man Mark Green returns from last season.

Roland, who begins his ninth season in Chicago, is considered among the top head coaching candidates in the NFL. He was a finalist for the San Diego Chargers top job prior to last season and was interviewed for the Green Bay Packers' spot following the 1987 season.

Roland's coaching career began in 1974 when he joined his collegiate coach, Dan Devine, on the Green Bay Packers staff as special assignments coach. He followed Devine to Notre Dame to coach receivers (1975), before returning to the pro ranks a year later with the Philadelphia Eagles. He served as running backs coach until 1978 before taking a four-year hiatus from football to enter private business.

A fourth round draft selection of the St. Louis Cardinals in 1965, Roland was chosen NFL Rookie of the Year in 1966, and played in the Pro Bowl the following two seasons. He finished his career with 3,750 yards on 1,015 carries and 28 TDs; 153 catches, 1,420 yards and six TDs.

Roland, 46, was born and raised in Corpus Christi, Texas, and starred collegiately at Missouri where he was a two-way player in both back fields and earned all-America honors. Two of his Tiger teammates were Bill and Vince Tobin.

Roland maintains his St. Louis ties as owner of KIRL-AM radio. He has three children (Johnny, James, and Cynamon) and resides in Vernon Hills, IL.



ASSISTANT COACHES

DICK STANFEL — Offensive Line

The dean of the Bears' coaching staff and a 27-year veteran of NFL coaching is Dick Stanfel—the club's offensive line coach.

The Bears' offensive line has been a mainstay during the last half of the 1980s as all five starters enter the 1990 season intact for the sixth consecutive year. Stanfel, who begins his 10th season with the Bears, took a group that joined the team between 1981-83 and molded them into one of the NFL's top units. Jay Hilgenberg has been to the last five Pro Bowls, Jim Covert has been to two, and Mark Bortz made his first trip to the classic following the 1988 season. The other two starters, Keith Van Horne and Tom Thayer, have been alternates. Stanfel also employed veteran utility man John Wojciechowski and developed three rookies in 1989. Two of those players, Jerry Fontenot and Chris Dyko, figure prominently in the Bears' future. The offensive line is the only unit on the Bears that remains unchanged from the 1985 Super Bowl team.

Mike Ditka calls Stanfel "the best line coach in football—cut and dried. Period. No questions asked. He gets his guys to play and they respect him as they should, because he's the best in the business."

Stanfel served as interim head coach of the New Orleans Saints for the final four games of 1980 before joining the Bears. He began his coaching career at Notre Dame (1959-62) and spent one season on the California staff (1963) before taking his initial pro coaching job with the Eagles in 1964. After seven seasons in Philadelphia, Stanfel joined the 49ers in 1971 as line coach and stayed there until joining the Saints in 1976.

After playing collegiately at the University of San Francisco, Stanfel enjoyed a nine-year pro career. A second round draft pick by Detroit, Stanfel played five years with the Lions and was the league's MVP in 1954 when the Lions won the NFL championship. The five-time all-pro guard finished his career with the Washington Redskins (1956-58).

Stanfel was born July 20, 1927, in San Francisco and currently lives in Libertyville, IL. He has three sons (Jon, Scott, and Richard).



VINCE TOBIN — Defensive Coordinator

When head coaching vacancies occur in the NFL, Vince Tobin is a name that is frequently under consideration for the opening. Tobin has enjoyed a highly successful 13-year tenure as a defensive coordinator in three different professional leagues and his reputation for producing quality defenses is widespread. Tobin was among those interviewed for three head coaching jobs in the NFL in the past two years: Kansas City and Cleveland in 1989 and the New York Jets position this past off-season.

Tobin's defense experienced an uncharacteristic decline in 1989 as injuries mounted. Twenty-three of the club's 26 defensive players were forced into starting roles and just two started each game. Dan Hampton and Jim Morrissey were sidelined for the season soon after the 4-0 start while seven other opening day starters combined to miss another 17 starts in the final 10 weeks of the season. Consequently, the Bears finished lower than second in net yards allowed (25th) for the first time since Tobin arrived in Chicago.

Named the Bears defensive coordinator on February 3, 1986, Tobin's impact was immediately felt as Chicago set a NFL record for fewest points allowed in a 16-game season (187). The Bears





ASSISTANT COACHES

finished first in total defense, second against both the run and pass, while allowing just 258 yards per game. In 1987, the Bears were first in rush defense, and second overall while holding opponents to 10 or fewer points in six games. His 1988 unit led the NFL in fewest points allowed (215) and rushing yards (82.9/game) while finishing second in total defense (272.5/game). Tobin also had a brief, but successful, stint as head coach when he handled interim duties for 11 days following Ditka's heart attack during the 1988 season (11/2). He guided the Bears to wins over Tampa Bay and Washington.

Tobin joined the Philadelphia/Baltimore Stars of the USFL in 1983 and his defense led the league all three years in fewest points allowed. The Stars were in the championship game all three seasons, winning in 1984 and 1985. As defensive coordinator of the CFL's British Columbia Lions from 1977-82, his units ranked second during the six-year span. In thirteen seasons as a defensive coordinator in the pro ranks, Tobin had never been associated with a losing team prior to last season.

Tobin coached at the University of Missouri for ten years, serving under Dan Devine (1967-1970) and Al Onofrio (1971-1976). Tobin was an all-Big Eight defensive back for the Tigers and teamed with brother Bill and Bears' coach Johnny Roland. He received a degree in physical education in 1965 and a masters in guidance and counseling in 1966 before joining the coaching staff.

A native of Burlington Junction, Missouri, the 45-year old Tobin comes from a football family which produced three college players. Born September 29, 1943, Vince and his wife Kathy have two children (Ryan, Shannon) and reside in Libertyville, IL.



ZAVEN YARALIAN — Defensive Backs

Zaven Yarialian became the latest addition to Chicago's coaching staff when he joined the club on February 12, 1990. Yarialian will coach the Bears' secondary—a position he handled for the University of Colorado the past two seasons.

In 15 years at the collegiate level, Yarialian coached at four Division I schools besides Colorado. He started his coaching career as a graduate assistant at Nebraska in 1975 before moving to Washington State as the defensive backs coach the next two seasons. Yarialian then moved to the University of Missouri where he

served in the same capacity for five years (1978-83). In 1984, Yarialian joined the University of Florida and coached the secondary for five seasons, including three as the defensive coordinator (1985-87). His defenses were nationally acclaimed, twice finishing in the country's top 10 in fewest yards allowed.

Yarialian joined the Colorado staff in 1988, and helped lead the Buffaloes to an 11-1 record including a top national ranking for part of the year. Colorado's lone loss was to Notre Dame in the Orange Bowl.

A two-year starter at Nebraska (1972-73), Yarialian played safety on both the 1973 Orange Bowl team and 1974 Cotton Bowl team. He was drafted by the Green Bay Packers in 1974 and also played for the WFL's Philadelphia Bell in 1975.

Yarialian was born on February 5, 1952 in Syria, but moved to the United States as a child and grew up in California. He lettered in football and track at Ingelwood (CA) High School and was Southern California's Player of the Year in 1969. Zaven and his wife Lorraine have two sons (Blake, Garrett) and reside in Lake Forest, IL.

PLAYERS





ANDERSON



NEAL ANDERSON

35**Running Back****Florida****5th Year****Ht: 5-11****Wt: 210****Born: 8/14/64, Graceville, FL****Acquisition: First round (27th player) of 1986 draft.**

PRO CAREER: Fourth on Bears' all-time rushing list with 3,113 yards...Starter since 1987...Ranks 18th in career receptions with 140 and 20th with 204 points...Bears are 6-3 in his 100-yard outings...Voted to Pro Bowl after '88 and '89 seasons.

1989 SEASON: Named to second Pro Bowl (first as starter) and first-team all-NFL by UPI...Had off-season surgery on right index finger (1/8/90) and was forced to miss Pro Bowl...Rushed for 1,275 yards becoming second Bear to break 1,000 yards in consecutive seasons (Payton)...Honored as NFC Offensive Player of the Month for September gaining 359 yards and four TDs in three games...Ranked second in NFC rushing, fourth in NFL...15 TDs (11 rush, four rec) were third best in league and third highest season total in Bear history...Led Bears in receiving with 50 catches for 434 yards—just eighth player in club history with 50 receptions in a season...Career-high nine receptions vs. Det. (12/10)...First non-kicker since Payton in '79 to lead the Bears in scoring (90 points)...Four 100-yard games: career-high 146 yards on 21 carries vs. Cin. (9/10); 116 on 16 at Det. (9/24); 100 on 15 vs. TB (11/19); 119 on 12 vs. GB (12/17)...Two three-TD games: vs. Min. (9/17; two rush, one rec) and at TB (10/8; three rushing)...Accumulated 209 total yards (119 rush, 90 rec) vs. GB (12/17)...Accounted for 55.7% of Bears' rushing and 31.8% of total yards...TD runs of 53 and 59 yards...73-yarder (no TD) was longest rush in NFC...Had nine games with 100+ all-purpose yards.

GAMES PLAYED: 16 GAMES STARTED: 16

PREVIOUS SEASONS: 1988 — Gained 1,106 yards to become fifth player in Bear history to rush for 1,000 in season; first (other than Payton) since Gale Sayers in 1967...Selected to Pro Bowl as reserve and led all rushers with 85 yards...Second-team all-NFC by UPI...Had 12 touchdowns (all rushing) to rank second in NFC, seventh in NFL...1,106 yards rushing ranked fourth in NFC, seventh in NFL; 1,477 total yards ranked fourth and sixth respectively...Team's second leading receiver with 39 catches...Four 100-yard games: 123 on 24 atts vs. Mia. (9/4), 105 on 20 atts at GB (9/25), 139 on 17 atts vs. GB (11/27) and 122 on 22 atts at Min. (12/19)...80-yard run vs. GB for TD was NFL long...Four two-TD games...Accumulated 136 total yards at Wash. (11/13) on 16 carries for 86 yards including 50-yard TD run and four catches for 51 yards...Had 100+ all-purpose yards in nine games...Accounted for 47.8% of team's rushing offense (1,106 of 2,319) and 27.8% of team's net offense (1,477 of 5,317). **1987** — Turned in outstanding season in first year as starter at fullback before suffering season-ending sprained right knee vs. Sea. (12/20)...Led team in both rushing (586 yards) and receiving (47 for 467)...Had club's only 100-yard rushing effort of year vs. TB (9/20) with 115 yards on 16 carries...38-yard TD run at TB (10/25), also game-winning six-yard TD catch with 1:28 remaining...Five catches for 102 yards including 59-yard TD at GB (11/8)...Had 35 catches in first six union games. **1986** — Selected to all-rookie team by Pro Football Weekly as special teams player after pacing Bears with 19 tackles including 15 solos as coverage "gunner"...Saw spot duty as running back and gained 146 yards on 35 carries...Made only start at Det. (12/15) on Monday night...Rushed for 30 yards and caught two passes for 63 yards, including 58-yard TD, in season



ANDERSON

finale at Dal. (12/21)...Game ball vs. TB (12/7) after season-high 33 yards rushing and four special teams tackles...66-yard TD run called back by penalty...Season-long 23-yarder at Cin. (9/28).

COLLEGIATE, PERSONAL: Finished brilliant college career as Florida's all-time leading rusher with 3,234 yards, a mark since broken by Emmitt Smith (now with Dallas)...Gained 1,034 yards as senior, second in SEC to Auburn's Bo Jackson...Best games as senior were vs. Tenn. (160 yards) and Miss. St. (134)...All-time Gator leader with 32 TDs (30 rushing)...First in all-purpose yards (3,785) and 100-yard games (14)...5.1 career rushing average ties for fourth in SEC history...All-American honors as senior; all-SEC honors final three seasons...916-yard junior campaign included 178 yards on 23 carries vs. Tenn....Led team in rushing as sophomore with 835 yards setting UF record for sophomore yards...Emerged as star late in freshman season gaining 403 yards and six TDs in final three games...Rushed for 197 yards and three TDs on 33 carries in first collegiate start vs. Kentucky...All-state at Graceville (FL) High rushing for 1,200 yards and 22 TDs as senior...Won 100, 220-, and high jump at state track meet...FCA member...Senator in Florida Student Government...Degree in public relations, aspires to own PR firm...Hobbies include basketball, tennis, golf, and racing remote control cars...Devotes considerable amount of time to charitable causes...Involved with United Way in Chicagoland area, "Say No to Drugs" campaign, American Cancer Society, Brian Piccolo Cancer Research, Better Boys Foundation, Misericordia, Lambs Farm, and March of Dimes...Given name Charles Neal Anderson...Single...Resides in Lake Bluff.

Anderson's Pro Stats

Year/Club	Rushing					Receiving					G/GS
	No	Yds	Avg	Lg	TD	No	Yds	Avg	Lg	TD	
1989 Bears	274	1275	4.7	73	11	50	434	8.7	49	4	16/16
1988 Bears	249	1106	4.4	80	12	39	371	9.5	36	0	16/16
1987 Bears	129	586	4.5	38	3	47	467	9.9	59	3	11/11
1986 Bears	35	146	4.2	23	0	4	80	20.0	58	1	14/1
Career	687	3,113	4.5	80	26	140	1,352	9.7	59	8	57/44

Also: Returned 4 kicks for 26 yards in 1986; threw 1 incomplete pass in 1988.

Playoffs

1988	28	113	4.0	23	1	6	37	6.2	13	0	2/2
1987	DID NOT PLAY										
1986	1	11	11.0	11	0	0	0	0.0	0	0	1/0
Career	29	124	4.3	23	1	6	37	6.2	13	0	3/2

Also: Returned 1 kick for 17 yards in 1986.

Anderson's Single Game Highs

Rushes: 24 vs. Mia (9/4/88)

Yards rushing: 146 vs. Cin. (9/10/89)

Long rush: 80 vs. GB (11/27/88)

Receptions: 9 vs. Det. (12/10/89)

Yards receiving: 102 at GB (11/8/87)

Long catch: 59 at GB (11/8/87)

NFL MAN OF THE YEAR NOMINEES

Each year teams nominate one of its players to be NFL Man of the Year. The honor (this year sponsored by Travelers) goes to the player not only for playing excellence, but off-the-field contributions as well. Here's a list of the Bear nominees since 1980 with the league winner in parenthesis:

1989	Ron Rivera (Warren Moon, Hou.)	1984	Covert, Frazier, Singletary (Marty Lyons, Jets)
1988	Neal Anderson (Steve Largent, Sea.)	1983	Jim Osborne (Rolf Bernirschke, SD)
1987	Dave Duerson (winner)	1982	Roland Harper (Joe Theismann, Wash.)
1986	Matt Suhey (Reggie Williams, Cin.)	1981	Walter Payton (Lynn Swann, Pit.)
1985	Jim Covert (Dwight Stephenson, Mia.)	1980	Ted Albrecht (Harold Carmichael, Phil)



ANDERSON

1986

DATE	W/L	OPPONENT	RUSHING				RECEIVING			
			NO	YDS	LG	TD	NO	YDS	LG	TD
9/7	W	Cleveland								
9/14	W	Philadelphia								
9/22	W	@ Green Bay	1	3	3	0	0	0	0	0
9/28	W	@ Cincinnati	6	23	23	0	0	0	0	0
10/5	W	Minnesota	4	8	4	0	0	0	0	0
10/12	W	@ Houston	3	8	8	0	0	0	0	0
10/19	L	@ Minnesota	0	0	0	0	0	0	0	0
10/26	W	Detroit	0	0	0	0	1	9	9	0
11/3	L	LA Rams	1	7	7	0	1	8	8	0
11/9	W	@ Tampa Bay	1	1	1	0	0	0	0	0
11/16	W	@ Atlanta	0	0	0	0	0	0	0	0
11/23	W	Green Bay	0	0	0	0	0	0	0	0
11/30	W	Pittsburgh	3	20	11	0	0	0	0	0
12/7	W	Tampa Bay	5	33	14	0	0	0	0	0
12/15	W	@ Detroit	2	13	9	0	0	0	0	0
12/21	W	@ Dallas	9	30	7	0	2	63	58	1

PLAYOFFS

1/3/87	L	Washington	1	11	11	0	0	0	0	0
--------	---	------------	---	----	----	---	---	---	---	---

1987

DATE	W/L	OPPONENT	RUSHING				RECEIVING			
			NO	YDS	LG	TD	NO	YDS	LG	TD
9/14	W	NY Giants	13	62	18	0	6	81	47	0
9/20	W	Tampa Bay	16	117	36	1	4	28	11	0
9/27	--	@ Detroit								
10/4	W	@ Philadelphia								
10/11	W	Minnesota								
10/18	L	New Orleans								
10/25	W	@ Tampa Bay	6	52	38	1	7	45	8	1
11/1	W	Kansas City	17	59	18	0	6	66	18	0
11/8	W	@ Green Bay	13	22	8	0	5	102	59	1
11/16	L	@ Denver	11	44	11	0	7	38	10	0
11/22	W	Detroit	13	67	16	1	2	23	12	0
11/29	W	Green Bay	13	32	9	0	1	20	20	1
12/6	W	@ Minnesota	13	75	14	0	1	6	6	0
12/14	L	@ San Francisco	10	47	12	0	6	42	13	0
12/20	L	Seattle	4	9	9	0	2	16	8	0
12/27	W	@ LA Raiders								

PLAYOFFS

1/10/88	L	Washington								
---------	---	------------	--	--	--	--	--	--	--	--

ANDERSON RUSHING VS. THE NFC CENTRAL

	G	Att	Yards	Avg	TD	Long	100+
Tampa Bay Buccaneers	8	86	462	5.4	9	59	2
Green Bay Packers	8	91	478	5.3	4	80	3
Detroit Lions	7	68	331	4.9	3	53	1
Minnesota Vikings	7	87	390	4.5	3	51	1
TOTAL	30	332	1,661	5.0	19	80	7



ANDERSON

1988

DATE	W/L	OPPONENT	RUSHING				RECEIVING			
			NO	YDS	LG	TD	NO	YDS	LG	TD
9/4	W	Miami	24	123	15	2	2	17	10	0
9/11	W	@ Indianapolis	19	82	18	0	5	21	9	0
9/18	L	Minnesota	8	12	11	0	5	37	22	0
9/25	W	@ Green Bay	20	105	45	2	2	16	9	0
10/2	W	Buffalo	15	24	5	0	1	3	3	0
10/9	W	@ Detroit	14	70	18	0	2	20	12	0
10/16	W	Dallas	9	51	22	0	5	52	16	0
10/24	W	San Francisco	16	62	13	0	3	40	32	0
10/30	L	@ New England	18	87	30	0	2	33	26	0
11/6	W	Tampa Bay	7	7	6	1	2	33	21	0
11/13	W	@ Washington	16	85	50	1	4	51	36	0
11/20	W	@ Tampa Bay	19	66	17	2	1	17	17	0
11/27	W	Green Bay	17	139	80	2	0	0	0	0
12/5	L	@ LA Rams	14	48	9	0	2	17	9	0
12/11	W	Detroit	11	23	5	0	2	5	5	0
12/19	L	@ Minnesota	22	122	51	1	1	9	9	0

PLAYOFFS

12/31	W	Philadelphia	14	54	23	1	1	6	6	0
1/8/89	L	San Francisco	14	59	16	0	5	31	13	0

1989

DATE	W/L	OPPONENT	RUSHING				RECEIVING			
			NO	YDS	LG	TD	NO	YDS	LG	TD
9/10	W	Cincinnati	21	146	35	0	0	0	0	0
9/17	W	Minnesota	23	97	13	2	3	58	24	1
9/24	W	@ Detroit	16	116	53	1	3	18	9	0
10/2	W	Philadelphia	23	85	9	1	1	3	3	0
10/8	L	@ Tampa Bay	17	86	15	3	6	30	12	0
10/15	L	Houston	23	69	20	1	6	51	12	1
10/23	L	@ Cleveland	15	69	24	0	1	31	31	0
10/29	W	LA Rams	22	80	18	0	1	11	11	0
11/5	L	@ Green Bay	15	58	18	0	0	0	0	0
11/12	W	@ Pittsburgh	17	64	13	1	2	7	4	0
11/19	L	Tampa Bay	15	100	59	1	6	48	15	0
11/26	L	@ Washington	13	27	6	0	2	13	9	0
12/3	L	@ Minnesota	17	76	10	0	2	12	7	0
12/10	L	Detroit	12	42	10	1	9	58	15	0
12/17	L	Green Bay	12	119	73	0	6	90	49	2
12/24	L	@ San Francisco	13	41	19	0	2	4	3	0

ANDERSON RECEIVING VS. THE NFC CENTRAL

	G	Att	Yards	Avg	TD	Long
Tampa Bay Buccaneers	8	26	201	7.7	1	21
Green Bay Packers	8	14	228	16.3	4	59
Detroit Lions	7	19	124	6.5	0	15
Minnesota Vikings	7	12	122	10.2	1	24
TOTAL	30	71	675	9.5	6	59



ARMSTRONG



TRACE ARMSTRONG 93

Defensive End Florida 2nd Year

HT: 6-4 WT: 270

Born 10/5/65, Birmingham, AL

Acquisition: First round (12th player) of 1989 draft.
Choice from Washington for Wilber Marshall.

PRO CAREER: Led all NFC rookies with five sacks...Opening day starter...Named to UPI all-rookie first-team.

1989 SEASON: Moved into vacant LE position in pre-season and became starter...Placed third on team with five sacks for 17 yards...80 tackles were sixth best...Severely sprained ankle at TB (10/8), but missed just one game...Earned game ball at Det. (9/24) for seven tackles, one pass defended, and first NFL sack...Moved to DT in nickel situations for last half of season...Recorded season-high 11 tackles in rematch vs. TB (11/19)...Eight tackles, sack, and forced fumble at Wash. (11/26)...Voted winner of Brian Piccolo Award for courage, loyalty, teamwork, dedication, and sense of humor.
GAMES PLAYED: 15 GAMES STARTED: 14

COLLEGIATE, PERSONAL: Played final season for Florida after transferring from Arizona State...Granted immediate eligibility after NCAA waived its transfer rule in unusual academic status case from high school...Earned first-team all-America honors from Sporting News; second-team from Football News...Starting left tackle as senior, recording 59 tackles, school-record 19 tackles-for-loss, and seven sacks as first-team all-SEC choice...Had arthroscopic left knee surgery after Vanderbilt game in which he had seven solos, two tackles-for-loss, a fumble recovery, sack and deflected pass...Returned for next game vs. Auburn and responded with six tackles, sack, tackle-for-loss, and pass deflection...Missed All-American Bowl vs. Illinois while recovering from second minor knee scope...Started 10 games as junior for ASU and led Sun Devils with seven sacks and 10 tackles-for-loss...Best outing was six tackles and three sacks vs. UTEP...46 total tackles led defensive line...Played in eight games as sophomore including two starts...Finished with 26 tackles (17 solos), a sack and a pair of tackles-for-loss...Appeared in 10 games including three starts as freshman...Had 32 tackles, with season-best five stops vs. Cal. in first collegiate start...Received redshirt status for '84 season... Lettered three years as outside linebacker/defensive end at John Carroll High...All-state and Birmingham News' Top 12 players in Alabama...Psychology degree...Hobbies include hunting, video games, and reading...Given name Raymond Lester Armstrong...Single...Resides in Buffalo Grove.

Armstrong's Pro Stats

Year/Club	Int/Yds	Tkls/Solo	Fum Rec	Force Fum	Pass Def	Sack/Yds	G/GS
1989 Bears	0/0	80/37	1	1	1	5/17	15/14
Career	0/0	80/37	1	1	1	5/17	15/14

Armstrong's Single Game Highs

Tackles: 11 vs. TB (11/19/89)

Solo: 5 (4 times)



BECKER

KURT BECKER

79

Guard/Tackle

Michigan


9th Year

Ht: 6-5

Wt: 280

Born: 12/22/58, Aurora, IL

Acquisition: Sixth round (150th player) of 1982 draft;
signed as Plan B free agent from Rams (3/27/90).



PRO CAREER: Started 35 games at right guard for Bears between 1983-87...Has experience at both guard and tackle.

1989 SEASON: Joined Rams for final 15 regular season games and all three playoff contests...Dressed for eight games and inactive for seven...Saw action in regular season contests vs. NY Giants (11/12) and at Dal. (12/3) as well as playoffs at Phil. (12/31)...Waived by Bears in final cutdown (9/4)...Claimed by Vikings, but released prior to season opener...Picked up by Rams after Week 1 (9/13). **GAMES PLAYED: 2 GAMES STARTED: 0**

PREVIOUS SEASONS: **1988** — Saw reserve duty in all 18 games at both guard spots...Played three quarters of season finale at Min. (12/19) after injury to Bortz. **1987** — Played a reserve role in first 11 union games before starting season finale at right guard at LA Raiders (12/27)...Start vs. Raiders was only second start since Week 3 of '85 campaign...Alternated with Thayer and Bortz in guard-rotation system. **1986** — Saw playing time at both guard spots...Started vs. Min. (10/5) for injured Bortz...Replaced an injured Van Horne at RT in season opener vs. Browns (9/7)...Received considerable playing time at both tackle positions during pre-season. **1985** — Started first three games before injuring right knee at Min. (9/19)...Had knee surgery (10/1) and placed on IR for remainder of season. **1984** — Starter at RG all 16 games after missing pre-season with hyperextended foot. **1983** — Emerged as starter early in season, starting final 14 games. **1982** — Played in final five games after spending first two games on inactive list.

COLLEGIATE, PERSONAL: All-America and Lombardi Trophy semi-finalist at Michigan...Member of offensive line which had all five players drafted (only Bubba Paris, SF, is still active)...Entered Michigan at 216 pounds...Redshirt in '77...Three-sport standout at Aurora (IL) East High...Degree in business administration...Avid hunter and outdoorsman...Works in construction business in off-season...Given name Kurt Frank Becker...Wife (Gloria)...Resides in Lincolnshire, IL.

Becker's Pro Stats

Games/Starts: 84/35 — 1982 (5/0); 1983 (16/14); 1984 (16/16); 1985 (3/3); 1986 (14/1); 1987 (12/1); 1988 (16/0); 1989 Rams (2/0)

Playoffs: 7/2 — 1984 (2/2); 1985 (0/0); 1986 (1/0); 1987 (1/0); 1988 (2/0); 1989 Rams (1/0)



BORTZ



MARK BORTZ

62**Guard****Iowa****8th Year****Ht: 6-6****Wt: 270****Born: 2/12/61, Pardeeville, WI****Acquisition: Sixth round (219th player) of 1983 draft.**

PRO CAREER: Has started last 55 games at left guard...Starter since 1984...Came out of college at DT, but projected as offensive lineman by Bears' VP Personnel Bill Tobin...Pro Bowl alternate after '88 and '89 seasons.

1989 SEASON: Earned game ball for role in no-sack and 164 rushing performance vs. Min. (9/17)...Selected as Pro Bowl alternate for second straight year. **GAMES PLAYED: 16 GAMES STARTED: 16**

PREVIOUS SEASONS: **1988** — Played in first Pro Bowl of career as first alternate...Started all 16 games...Replaced in first quarter at Min. (12/19) after suffering thigh bruise. **1987** — Started all 12 union games at left guard. **1986** — Started 15 games, missing game vs. Min. (10/5) with strained knee...Caught deflected pass for eight yards vs. Det. (10/26)...Game ball vs. TB (12/7) after team had season-high 245 yards rushing. **1985** — Started all 19 games. **1984** — Missed game vs. Min. (10/28), with sprained ankle. **1983** — Played in all 16 games as back-up.

COLLEGIATE, PERSONAL: All-Big Ten defensive tackle at Iowa...Played in East-West Shrine game...Career: 231 tackles, 126 solos, eight pass deflections, six fumbles recovered, forced fumble, and blocked kick...Several all-America teams as senior...All-state in football and basketball as prep...Active outdoorsman who enjoys hunting and fishing...Grew up in Pardeeville, WI with eight brothers and sisters...General studies major...Given name Mark Steven Bortz...Married (Liza)...Two sons (Benjamin and Simon)...Resides in Vernon Hills, IL.

Bortz' Pro Stats

Games/Starts: 106/90 — 1983 (16/0); 1984 (15/15); 1985 (16/16); 1986 (15/15); 1987 (12/12); 1988 (16/16); 1989 (16/16)

Also: Caught 1 pass for 8 yards in 1986.

Playoffs: 9/9 — 1984 (2/2); 1985 (3/3); 1986 (1/1); 1987 (1/1); 1988 (2/2)

20 FROM XX

Twenty members of the Bears' Super Bowl XX team are still with the club heading into training camp. They are:

Kurt Becker
Mark Bortz
Maury Buford
Kevin Butler
Jim Covert

Richard Dent
Dave Duerson
Shaun Gayle
Dennis Gentry
Dan Hampton

Jay Hilgenberg
Steve McMichael
Jim Morrissey
Keith Ortego
William Perry

Ron Rivera
Mike Singletary
Tom Thayer
Mike Tomczak
Keith Van Horn



BOSO

CAP BOSO

86

Tight End

Illinois

4th Year

Ht: 6-3

Wt: 224

Born: 9/10/63, Kansas City, MO

Acquisition: Signed as free agent, 9/8/87. Originally drafted by Pittsburgh in 8th round of 1986.



PRO CAREER: Has been club's back-up tight end since 1987 when claimed on waivers from Cardinals...Caught Bill Tobin's eye in '87 pre-season performance vs. Bears at Soldier Field.

1989 SEASON: Saw extensive action as "play messenger" alternating with Jim Thornton...Career-best 60 receiving yards, including 43-yard long, at Det. (9/24)...Tied career-high for catches in a season (17)...Pulled abdomen in practice (10/11) and contributed only on special teams vs. Hou. (10/15) and at Clev. (10/23)...Caught three-yard TD at Min. (12/3)...Fifth on special teams with 10 tackles.
GAMES PLAYED: 16 GAMES STARTED: 0

PREVIOUS SEASONS: 1988 — Appeared in six regular season games as a reserve...Suffered pinched nerve in neck/shoulder during training camp and was placed on injured reserve (8/31)...Activated (11/11) and alternated with Thornton...Caught six passes in final six weeks including season-high three for 25 yards vs. Det. (12/11)...Two catches vs. GB (11/27) and vs. Eagles (12/31)...Strained left knee vs. Eagles and was inactive for NFC Championship. **1987** — Finished as team's seventh leading receiver with 17 catches for 188 yards...Joined team six days before season opener after being waived in final cutdown by Cards...Caught 15 passes in first four games following strike (10/25—11/22)...Two catches for 35 yards at TB (10/25) in key TD drives...Next week vs. Chiefs (11/1), had first career TD in four-receptions, 51-yard effort...Career-high five catches at GB (11/8)...Caught six-yard TD at Den. (11/16)...Shared time with Moorehead after strike. **1986** — Eighth round selection by Steelers; released prior to season...Signed by St. Louis (12/10) after roster spot opened due to injury...Played in final two games with Cards, but did not catch pass.

COLLEGIATE, PERSONAL: AP first-team all-Big Ten as junior after catching 44 passes for 363 yards and one TD...Had 35 catches for 369 yards, four TDs as senior...All-American performer at Joliet (IL) JC before transferring to Illinois...Hobbies include basketball, golf, and horse racing...Degree in sociology...Prepped at Indianapolis' Bishop Chatard High...Given name Casper Nicholas Boso...Single...Resides in Buffalo Grove, IL.

Boso's Pro Stats

Year/Club	Rec.	Yds	Avg	Lg	TD	G/GS
1989 Bears	17	182	10.7	43	1	16/0
1988 Bears	6	50	8.3	15	0	6/0
1987 Bears	17	188	11.1	31	2	12/0
1986 Cardinals	0	0	0.0	0	0	2/0
Career	40	420	10.3	43	3	36/0
Playoffs						
1988	2	16	8.0	9	0	1/0
1987	3	19	6.3	10	0	1/0
Career	5	35	7.0	10	0	2/0

Boso's Single Game Highs

Receptions: 5 at GB (11/8/87)

Long: 43 at Det. (9/24/89)

Yards: 60 at Det. (9/24/89)



BUFORD



MAURY BUFORD

8

Punter

Texas Tech

8th Year

Ht: 6-0

Wt: 198

Born: 2/18/60, Mt. Pleasant, TX

Acquisition: Signed as free agent (8/1/89). Originally selected by San Diego in 8th round of 1982.

PRO CAREER: Fifth in Bear history with 41.2 average...Sixth among active NFL punters with 41.6-yard average...Has kept 23% (100 of 432) punts inside 20-yard line.

1989 SEASON: Joined club after being waived by GB in first week of training camp...Career-high 21 kicks inside the 20-yard line tied for second best in NFC...Four punts inside the 20 vs. Phil. (10/2)...Tied for seventh in NFC with 33.4 net average...Earned game ball vs. LA Rams (10/29) with season-high eight punts, 361 yards, and 45.1 avg...Kicked season-long 60-yarder at TB (10/8)...Had two games of just one punt: at Det. (9/24) and vs. GB (12/17)...Just 30 of 72 punts were returned...FG holder when Tomczak injured ribs vs. Det. (12/10). **GAMES PLAYED:** 16

PREVIOUS SEASONS: **1988** — Signed with Denver as a free agent (7/22)...Waived by the Broncos in August and signed with Atlanta...Waived by Falcons and signed with Giants when Sean Landeta was injured in season opener...Finished third in the NFC with a 41.3 yard gross average on 75 punts...Ninth in the NFL depositing 13 punts inside the 20-yard line...Seventh in conference with 33.5 yard net average. **1987** — Released by the Bears (9/7) and sat out entire '87 season. **1986** — Only 23 of 69 punts were returned—lowest percentage in NFL. **1985** — Averaged 50+ yards per punt in three games...Best outings included four punts vs. Colts (12/8) with two landing inside 5-yard line and one traveling 64 yards; 54.6 yard average on five punts vs. GB (10/21)...Longest punt as a Bear was 69-yard boot at TB (10/6)...Obtained by Bears in exchange for 12th round selection in 1986 draft...Won job in '85 training camp. **1984** — Top punter in Charger history with 42.7 average before being traded. **1983** — Third in NFL with 41.3 average. **1982** — Second longest kick in AFC and career-long 71-yarder vs. Den. (9/12)...San Diego's eighth round choice (215th player) in 1982 draft.

COLLEGIATE, PERSONAL: Ranked fifth in NCAA as senior with 44.8 yard average...Played in Blue-Gray and Senior Bowl games...Averaged 43.2 yards on 293 punts at Texas Tech...All-SWC choice in '81...Led nation in punting with 44.1-yard average in '78 becoming first freshman to do so in 35 years...Academic all-American in '79...Football, baseball, and track standout at Mount Pleasant (TX) High...Hobbies include golf and reading history books...Business administration and marketing degree...Given name Maury Anthony Buford...Married (Dana)...Son (Bryce) and daughter (Callie Marie)...Lives in Mundelein, IL.

Buford's Pro Stats

Year/Club	No	Yds	Avg	TB	In 20	Lg	Blk	Net Avg	G
1989 Bears	72	2844	39.5	9	21	60	0	33.4	16
1988 Giants	73	3012	41.3	10	12	56	2	33.5	15
1987	DID NOT PLAY								
1986 Bears	69	2850	41.3	9	20	59	1	36.9	16
1985 Bears	68	2870	42.2	14	18	69	1	34.6	16
1984 Chargers	66	2773	42.0	3	11	60	0	35.0	16
1983 Chargers	63	2763	43.9	8	13	60	0	36.6	16
1982 Chargers	21	868	41.3	3	5	71	2	31.4	16
Career	432	17,980	41.6	56	100	71	6	34.8	111

Also: 1 incomplete pass in 1983; 5-yard completion in 1985; (-13)-yard rush in 1986; 6-yard rush in 1989.



BUTLER

Playoffs	No	Yds	Avg	TB	In 20	Lg	Blk	Net Avg	G
1986 Bears	5	203	40.6	0	0	49	0	36.2	1
1985 Bears	20	760	38.0	2	4	55	0	33.8	3
1982 Chargers	5	213	42.6	1	2	50	0	35.4	2
Career	30	1,176	39.2	3	6	55	0	34.4	6

Buford's Single Game Highs

Longest: 71 yards vs. Den. (9/12/82)

Most: 9 vs. Raiders (10/1/83)

Average: 54.6 yards vs. GB (10/21/85) 4 punts

KEVIN BUTLER

6

Place Kicker

Georgia

6th Year

Ht: 6-1

Wt: 190

Born: 7/24/62, Savannah, GA

Acquisition: Fourth round (105th player) of 1985 draft.



PRO CAREER: Seventh in NFL among active players with 519 points...Bears' all-time leader in points, season (144 in 1985); FG, season (31 in 1985); FG attempts, season (41 in 1986); consecutive FG, lifetime (24 in 1988-89), consecutive FG, games (13 in 1985-86); FG percentage, lifetime (74.5); and FG percentage season (81.6 in both 1988 & 1989)...Fifth most accurate kicker in NFL history.

1989 SEASON: Set NFL record for Most Consecutive Field Goals with a 33-yard kick at Min. (12/3) giving him 24 straight. Streak lasted from 10/16/88-12/3/89 and ended with a blocked 44-yard attempt in same game which also snapped string of 18 straight road FGs...Had career-high 17 points at Det. (9/24) by converting four FGs and five PATs...88 points was his highest since 120 points in 1986...Season-long 46-yarder and game ball (eight point effort and 100th lifetime field goal) vs. LA Rams (10/29)...Has made 43 of last 45 attempts inside 40 yards...Did not attempt a field goal in six games including four straight: 10/2-10/23. **GAMES PLAYED:** 16

PREVIOUS SEASONS: 1988 — Led club with 82 points on 15 of 19 field goal attempts, including 14 of last 15...Kicked two field goals in four different games...Season-long was 46-yard kick in first half of playoff game vs. Eagles (12/31)...Made 37 of 38 PATs with only miss coming in season opener (9/4)...Season-high 10 points at Wash. (11/13) on two FGs and four PATs. **1987** — Connected on 19 of 28 FGs and 28 of 30 PATs for 85 points...Finished the season with streak of 19 consecutive field goals inside 40-yard line after making all 16 during season...Matched career-long by kicking a 52-yarder in each game against GB...Kick at GB (11/8) from 52 yards was final play of game in 26-24 win...Had three other field goals at GB in 14-point effort...Successful on 13 straight kicks (11/16 to 12/6). **1986** — Led NFC in scoring for second straight season with 120 points after converting 28 of 41 FGs and 36 of 37 PATs...Four 11-point games, including a three-field goal game at GB (9/22) where he kicked 52-yarder turning 10-9 deficit into 12-10 lead...Set Bear mark with 18 consecutive FGs (9/14-11/16)...Broke George Blanda's team record by kicking at least one FG in 13 straight games (1985-86)...Kicked game winning field goals in overtime vs. Eagles (9/14) and Steelers (11/30) from 23 and 42 yards, respectively...Nailed 22-yarder at Det. (12/15) with 0:04 left giving Bears 16-13 win...12 of 13 misses came in three games (four vs. Phil., three at Atl., three vs. Pit, two vs. Clev.)...Had streak of 24 consecutive FGs inside 40-yard line snapped vs. Eagles...Career-high five



BUTLER

touchbacks at TB (11/9). **1985** — Set NFL record for rookie by scoring 144 points breaking Gale Sayers' 1965 mark of 132...Hit 31 of 38 FGs and all 51 PATs while earning all-rookie honors...Set club records for field goals, season (31); points, season (144); FG%, season (81.6)...Converted 28 of 29 kicks inside 40 as rookie...Kicked four FGs at Min. (9/19), at SF (10/13), and at Jets (12/14)...Game ball recipient after 14-point performance at SF and after 4-for-4 effort against Jets...Longest pro attempt was 63-yarder in season opener (9/8) which fell short...Made all three field goal attempts in Super Bowl XX.

COLLEGIATE, PERSONAL: Consensus all-America at Georgia final two seasons...Made 77 of 98 FGs including 23 of 28 as senior...Set NCAA record for most games kicking two+ FGs (27)...Set SEC records for career points (353), career points by kicker (353), field goal attempts (98), field goals (77), and longest FG (60 yards vs. Clemson, 1984)...Three-time all-SEC choice and one of only five kickers in NCAA history to kick over 50 FGs and have accuracy mark of 75% or better (79%)...Only 50 of 184 kickoffs at Georgia were returnable...Special teams captain as junior and senior...19 FGs as freshman were SEC record...All-state kicker at Redan (GA) High where he kicked six FGs over 50 yards...Also played soccer and defensive back in football...Involved in ownership of Chicago nightclub "Traffic Jam" along with teammate Dan Hampton...Involved with local heart association...Hobbies include golf and spending time with his children...Given name Kevin Gregory Butler...Married (Cathy)...Daughter (Katie) and son (Andrew)...Resides in Hawthorne Woods, IL.

Butler's Pro Stats

Year/Club	1-19	20-29	30-39	40-49	50+	FGs	Pct	PATs	Pts
1989 Bears	0-0	6-6	6-7	3-5	0-1	15-19	78.9	43-45	88
1988 Bears	1-1	4-4	7-8	3-6	0-0	15-19	78.9	37-38	82
1987 Bears	0-0	11-11	5-5	1-6	2-6	19-28	67.8	28-30	85
1986 Bears	1-1	11-14	9-12	6-8	1-6	28-41	68.3	36-37	120
1985 Bears	2-2	13-13	13-14	3-6	0-3	31-38	81.8	51-51	144
Career	4-4	45-48	40-46	16-31	3-16	108-145	74.5	195-201	519

Playoffs

1988	0-0	2-2	0-1	1-1	0-1	3-5	60.0	2-2	11
1987	0-0	1-1	0-0	0-1	0-0	1-2	50.0	2-2	5
1986	0-0	1-1	0-0	1-2	0-0	2-3	67.7	1-1	7
1985	0-0	3-4	1-2	0-1	0-0	4-7	57.1	11-11	23
Career	0-0	7-8	1-3	2-5	0-1	10-17	58.8	16-16	46

Butler's Single Game Highs

Long: 52 (3 times) Last: vs. GB (11/29/87) Points: 17 at Det. (9/24/89)
 Field Goals: 4 (5 times) Last: at Det. (9/24/89) Consecutive PATs: 63 (9/8/85-9/28/86)
 FG Attempts: 6 (3 times) Last: at GB (11/8/87) Consecutive FGs: 24 (10/16/88-12/3/89)

The Butler Breakdown

Year	Home	Road	Artificial	Grass	Indoors	Outdoors	Kickoffs/TBs
1989	6-8	9-11	7-8	8-11	5-6	10-13	76/5
1988	5-8	10-11	4-5	11-14	3-3	12-16	65/9
1987	9-14	10-14	12-17	7-11	3-3	16-25	37/10
1986	13-23	15-18	20-30	8-11	5-5	23-36	83/18
1985	10-13	21-25	24-31	7-7	7-11	24-27	96/18
Career	43-66	65-79	67-91	41-54	23-28	85-117	357/60
	(65.1)	(82.3)	(73.6)	(75.9)	(82.1)	(72.6)	(16.8)



CHAPURA

DICK CHAPURA

94

Defensive Tackle

Missouri

4th Year

Ht: 6-3

Wt: 280

Born: 6/15/64, Sarasota, FL

Acquisition: Tenth round (277th player) of 1987 draft.



PRO CAREER: Has been back-up DT since joining team in 1987.

1989 SEASON: Made first career start vs. Det. (12/10) at right tackle...Earned game ball for special teams performance at Det. (9/24) recording four tackles, two solo...Tallied career best 11 tackles and four solo vs. GB (12/17)...Had sacks in back-to-back games at GB (11/5) and at Pit. (11/12). **GAMES PLAYED: 16 GAMES STARTED: 3**

PREVIOUS SEASONS: 1988 — Played in all 18 games as a reserve and special teamer...Entered lineup when club employed five-man defensive front in 5-1-5 alignment...Also part of goal-line unit...Finished season with 13 tackles and two sacks...Sack vs. Buf (10/2) and half-sack vs. Mia. (9/4) and at Det. (10/9)...Recorded two tackles in four regular season games and playoff vs. SF (1/8). **1987** -Spent most of season on injured reserve after suffering knee injury in training camp...Activated 11/5 and played in three games, primarily on goal-line unit...Credited with two assists.

COLLEGIATE, PERSONAL: Second-team all-Big Eight choice and honorable mention all-America as senior...Played in Blue-Gray, East-West, and Senior bowls...Moved from offensive line to defensive line prior to junior season...21 tackles vs. Nebraska in '85 earned Player of the Week honors...Parks and recreation major...Father was his coach at Riverview High in Sarasota, FL...Avid outdoorsman who also builds fishing rods...Given name Richard Harry Chapura, Jr...Single...Resides in Lake Villa.

Chapura's Pro Stats

Year/Club	Int/Yds	Tkls/Solo	Fum Rec	Force Fum	Pass Def	Sack/Yds	G/GS
1989 Bears	0/0	31/14	0	0	0	3/21	16/3
1988 Bears	0/0	13/12	0	0	0	2/26	16/0
1987 Bears	0/0	2/0	0	0	0	0/0	3/0
Career	0/0	46/26	0	0	0	5/47	35/3

Also: Returned 1 kick for 8 yards in 1989.

Playoffs

1988	0/0	2/0	0	0	0	0/0	2/0
Career	0/0	2/0	0	0	0	0/0	2/0

Chapura's Single Game Highs

Tackles: 11 vs. GB (12/17/89)

Solo: 4 vs. GB (12/17/89)



COVERT



JIM COVERT

74

Offensive Tackle **Pittsburgh** **8th Year**
Ht: 6-4 **Wt: 280**
Born: 3/22/60, Conway, PA
Acquisition: First round (6th player) of 1983 draft.

PRO CAREER: Offensive captain since 1984...Starting LT since rookie season of 1983...Voted to all-NFL Team of the '80s by Pro Football Hall of Fame Board of Selectors...Pro Bowl after '85 and '86.

1989 SEASON: Steady performer at crucial LT spot...Missed game vs. Det. (12/10) because of pulled hamstring suffered at Min. (12/3)...Injured ankle vs. Rams (10/29), but did not miss a start. **GAMES PLAYED: 15 GAMES STARTED: 15**

PREVIOUS SEASONS: 1988 — Fought lower back problems most of the season, but started final six regular season games and both playoff tilts...Sprained lower back in the first practice of camp and had microscopic disc surgery (8/1)...Inactive first two games before starting Week 3 vs. Min. (9/18)...Did not play following two games before going on IR (10/4)...Activated vs. TB (11/6) and played second and fourth quarters before returning to starting lineup the next week at Wash. (11/13). **1987** — Started nine games at left tackle despite battling season-long shoulder injury...Did not play three of last four games because of shoulder and ankle injury...Only start in final four games was at SF (12/14) when he left game early...Still earned all-NFL second-team honors by NEA; first-team all-NFC by UPI...Played with harness most of season to keep shoulder intact...Small fracture in left shoulder surgically repaired (1/15/88). **1986** — Started all 16 games at left tackle...Selected to second consecutive Pro Bowl appearance as starter...Earned all-NFL honors from AP, PFWA, TSN, and UPI...Chosen Miller Lite/NFL Offensive Lineman of Year...Suffered hyperextended left elbow at Houston (10/12) and was forced to leave game in third quarter following week at Min...Had elbow surgery following season. **1985** — Consensus all-pro choice earning first Pro Bowl appearance...Started 15 games missing game vs. Wash. (9/29) due to lower back spasms. **1984** — Named all-pro, all-NFC honorable mention. **1983** — Consensus all-rookie selection (Football Digest, PFW, UPI).

COLLEGIATE, PERSONAL: Lombardi Trophy semi-finalist and two-time all America at Pittsburgh...Allowed just three sacks final three seasons; none as senior...Redshirt in '79...Played in Senior and Hula bowls...Teammate of Dolphins' QB Dan Marino and stood up in his wedding in January '85...Three-year letterman and captain of both football and wrestling as prep at Freedom (PA) High...English major who lists Twain, Melville, Hemingway, and Malamud among favorite authors...Donated \$25,000 to Brian Piccolo Cancer Fund after winning NFL Miller Lite Offensive Lineman of the Year following '86 season...United Way spokesman also involved in FCA, March of Dimes, Boys Clubs of America, St. Joseph's Hospital and Spina Bifida Foundation...Piccolo award winner in '83...Enjoys fishing and hunting...Given name James Paul Covert...Wife (Penny)...Son (Casey), daughter (Jessica)...Resides in Lake Forest.

Covert's Pro Stats

Games/Starts: 95/93 — 1983 (16/16); 1984 (16/16); 1985 (15/15); 1986 (16/16); 1987 (9/9); 1988 (8/6); 1989 (15/15)

Playoffs: 9/9 — 1984 — (2/2); 1985 (3/3); 1986 (1/1); 1987 (1/1); 1988 (2/2)



DAVIS

WENDELL DAVIS

82

Wide Receiver

LSU


3rd Year

Ht: 5-11

Wt: 188

Born: 1/3/66, Shreveport, LA

Acquisition: First round (27th pick) of 1988 draft.



PRO CAREER: Expected to be full-time starter in '90 after alternating in first two seasons.

1989 SEASON: Took over starting roll in Week 10 after splitting time with Ron Morris...Grabbed career-high four catches in first start at Pit. (11/12)...Caught first pro touchdown in Monday night game at Clev. (10/23)...Both receptions vs. TB (11/19) were in final four minutes of game for TDs, including career-long 52-yarder...Caught eight third-down passes and converted all into firsts...Pulled hamstring in season opener vs. Cin. (9/10) and was inactive following two weeks...Current streak of at least one reception in 10 consecutive games is club-high. **GAMES PLAYED: 14 GAMES STARTED: 7**

PREVIOUS SEASONS: 1988 — Split time with Dennis Gentry at wide receiver...Finished sixth on club in receiving yards (220) and seventh in catches (15)...Had three catches for 36 yards at Ind. (9/11), including 11-yard grab on key third down to continue game-winning touchdown drive...Had two catches vs. TB (11/6), vs. GB (11/27) and vs. Det. (12/11)...Returned three punts for 17 yards replacing an injured McKinnon at NE (10/30).

COLLEGIATE, PERSONAL: First-team all-America selection by Sporting News, Kodak, Football News, and College and Pro Football Weekly...Caught 72 passes for 993 yards (13.8 avg.) and 11 TDs as senior...Career totals of 183 catches for 2,708 yards broke Eric Martin's (1981-84) school records of 153 and 2,625...Top games as senior included eight catches for 102 yards vs. Florida; 11 for 128 vs. Georgia; and six for 133 including three TDs vs. Miss...Nine catches for 132 yards and three TDs as Offensive MVP in win over South Carolina in Gator Bowl...First-team all-America and all-SEC as junior after catching 80 passes for 1,244 yards (15.6 avg.) and 11 TDs...Set school single game reception record vs. Miss. with 14 catches for 208 yards and TD in '86...All-conference receiver at Fair Park High in Shreveport, also played quarterback...Physical education major...Childhood hero was Drew Pearson...Hobbies include playing basketball and listening to music...Given name Wendell Tyrone Davis...Single...Resides in Libertyville, IL.

Davis' Pro Stats

Year/Club	Receiving					Rushing					Punt Returns					G/GS
	No	Yds	Avg	Lg	TD	No	Yds	Avg	Lg	TD	No	Yds	Avg	Lg	TD	
1989 Bears	26	397	15.3	52	3	0	0	0.0	0	0	0	0	0.0	0	0	14/7
1988 Bears	15	220	14.7	36	0	1	3	3.0	3	0	3	17	5.7	13	0	16/1
Career	41	617	15.0	52	3	1	3	3.0	3	0	3	17	5.7	13	0	30/8

Playoffs

1988	1	11	11.0	11	0	0	0	0.0	0	0	0	0	0.0	0	0	2/0
Career	1	11	11.0	11	0	0	0	0.0	0	0	0	0	0.0	0	0	2/0

Davis' Single Game Highs

Receptions: 4 at Pit. (11/12/89)

Long: 52 vs. TB (11/19/89)

Yards: 87 at Min. (12/3/89)

TDs: 2 vs. TB (11/19/89)



DENT



RICHARD DENT

95

Defensive End Tennessee St. 8th Year

Ht: 6-5 Wt: 265

Born: 12/13/60, Atlanta, GA

Acquisition: Eighth round (203rd player) of 1983 draft.

PRO CAREER: Starter at right end since Week 6 of 1984...Bears' career sack leader with 82...Set club's season sack record with 17.5 in '85...10.5 playoff sacks is best in NFL history...Pro Bowls after '84 and '85.

1989 SEASON: Surpassed Jim Osborne as all-time sack leader with nine takedowns boosting total to 82 edging Osborne's 81.5...Game ball for three-sack performance vs. Phil. (10/2)...Bruised thigh vs. Hou. (10/15) missing second-half and following game at Clev. (10/23)...Returned with eight tackles, six solo, sack, and fumble recovery vs. Rams (10/29) earning second game ball...Two nine-tackle games: at Min. (12/3) and two weeks later vs. GB (12/17)...Intercepted first pass since '85 when he picked off Majkowski and returned it 30 yards. **GAMES PLAYED: 15 GAMES STARTED: 15**

PREVIOUS SEASONS: 1988 — Was enjoying another all-pro season before suffering fractured left fibula in third quarter vs. GB (11/27)...Placed on injured reserve (12/2) for remainder of year...Still finished second on club with 10.5 sacks...Led Bears with three forced fumbles...Two-sacks vs. Bills (10/2), SF (10/24), and Wash. (11/13)...Career-high 12 tackles at NE (10/30). **1987** — Second in NFL with 13.5 sacks...Had 4.5 sacks for 27 yards in season finale at LA Raiders (12/17)—most by any NFL player in an '87 game...Led team with four forced fumbles...Started all 12 games at right end...Earned game ball after registering two sacks vs. Det. (11/22)...Had pair of sacks at TB (10/25) where he also caused two fumbles...Season-high six tackles vs. Chiefs (11/1). **1986** — Started 14 games...Played but didn't start vs. Eagles (9/14) and missed game vs. Min. (10/5) with sore back...Three game balls: at GB (9/22) with four tackles, two sacks, and forced fumble; at TB (11/9) with seven tackles, two sacks, and forced fumble; vs. GB (11/23) with five tackles, two deflected passes and two sacks...Two sacks at Dal. (12/21)...7.5 of his sacks came in last seven games of season. **1985** — Led NFL with 17 sacks while earning AP and PFWA first-team all-NFL honors, all-NFC by UPI, Football News...Named MVP of Super Bowl XX after 1.5 sacks, two forced fumbles and three tackles...Had 4.5 sacks and nine tackles in playoff win over Giants and Rams...One-yard TD interception return at Dal. (11/17)...Selected to Pro Bowl. **1984** — Started final 10 games of '84 and finished as NFC sack leader with 17.5...Had three sacks in first Pro Bowl appearance...NFC Defensive Player of the Week following 4.5 sacks for 31 yards, seven tackles, and fumble recovery vs. Raiders (11/4)...His 17.5 sacks still stands as club record for season...UPI all-NFC, second-team AP all-NFL...Three sacks in playoff win at Wash. (12/30). **1983** — Made first pro start vs. Phil. (11/13) and contributed five tackles...Game ball vs. SF (11/27) after two tackles and sack as reserve.

COLLEGIATE, PERSONAL: Set Tennessee State record with 39 career sacks...Finished with 158 tackles (72 solo) and six fumble recoveries...Weighed just 235 as senior, but Bears' VP Personnel Bill Tobin regarded him as "best pure pass rusher" in '83 crop...Underwent dental work after being drafted which improved eating habits and ultimately helped him gain weight...All-state at Atlanta's Murphy High...Hobbies include racquetball, tennis, swimming, horseback riding...Commercial arts major...Given name is Richard Lamar Dent...Married (Leslie)...Resides in Buffalo Grove, IL.



DOUGLASS

Dent's Pro Stats

Year/Club	Int/Yds	Tkls/Solo	Fum Rec	Force Fum	Pass Def	Sack/Yds	G/GS
1989 Bears	1/30	70/37	2	2	5	9/64	15/15
1988 Bears	0/0	61/31	1	3	2	10.5/90	13/13
1987 Bears	0/0	34/18	2	4	3	13.5/94	12/12
1986 Bears	0/0	75/30	0	4	5	11.5/87	15/14
1985 Bears	2/10	38/33	2	7	8	17/133.5	16/16
1984 Bears	0/0	39/31	1	4	1	17.5/140.5	16/10
1983 Bears	0/0	12/9	0	1	0	3/28	16/3
Career	3/40	329/189	8	25	24	82/637	103/83

Also: Blocked kick in 1983.

Playoffs

1987	0/0	2/0	0	0	0	1/7	1/1
1986	0/0	3/2	0	0	0	.5/4	1/1
1985	0/0	12/10	0	4	2	6/61	3/3
1984	0/0	7/4	0	0	2	3/23	2/2
Career	0/0	24/16	0	4	4	10.5/95	7/7

Dent's Single Game Highs

Tackles: 12 at NE (10/30/88)
Solos: 7 vs. Raiders (11/4/84)

Sacks: 4.5 vs. Raiders (11/4/84);
at Raiders (12/27/87)

MAURICE DOUGLASS 37

Safety Kentucky 5th Year

Ht: 5-11 Wt: 200

Born: 2/12/64, Trotwood, OH

Acquisition: Eighth round (222nd player) of 1986 draft.



PRO CAREER: Versatile defensive back who has started at every position in secondary...11 career starts since joining club in 1986.

1989 SEASON: Played in 10 games including one start before injuring shoulder/neck in Week 13 and going on IR for remainder of season...Missed first three games of season because of substance abuse suspension...Game ball at Pit. (11/12) for two solo tackles, fumble recovery, fumble caused, pass defended, and interception...Started at Min. (12/3) for injured Duerson and turned in season-high 10 tackles. **GAMES PLAYED: 10 GAMES STARTED: 1**

PREVIOUS SEASONS: 1988 — Started nine games (eight at free safety and one at strong safety)...First three starts were for injured Gayle and Duerson before earning FS spot for final six weeks of regular season plus playoffs...Did not play at Det. (10/9) after injuring right knee previous week vs. Bills (10/2)...Finished sixth on team and second among DBs in tackles with 76 stops...Third on team with 11 passes defended and second with two fumble recoveries...Best outing was at TB (11/20) with 11 tackles, fumble recovery, and 29-yard interception return...Involved in 11 tackles at LA Rams (12/5) and 10 stops vs. Cowboys (10/16)...Key interception and 47-yard return sealed win over Eagles in playoffs (12/31). **1987** — Reserve/special teams role in first six games before playing nickel back for next five games...Made first pro start at left cornerback in season finale at LA Raiders



DUERSON

(12/27) making five tackles and an interception...Started at cornerback in playoff game vs. Redskins.
1986 — Rejoined the team on 11/25 after being waived in final cutdown (9/1)...Played in final four games of season plus playoff game...Three solos vs. TB (12/7) playing safety.


COLLEGIATE, PERSONAL: Started all 11 games as senior and was second on team with three interceptions...Emerges as starter in third game of junior season...Transferred from Coffeyville Community College (KS) where he was a first-team Grid Wire all-America and member of national championship team...Attended Dayton's Trotwood Madison High...Enjoys basketball, bowling, movies, and fast cars...Given name Maurice Gerrard Douglass...Single...Resides in Vernon Hills, IL

Douglass' Pro Stats

Year/Club	Interceptions				Tkls/Solo	Fum Rec	Force Fum	Pass Def	Sack/Yds	G/GS
	No	Yds	Lg	TD						
1989 Bears	1	0	0	0	23/12	0	0	3	0/0	10/1
1988 Bears	1	35	0	0	76/43	2	0	11	0/0	15/9
1987 Bears	2	0	0	0	13/10	0	0	3	0/0	12/1
1986 Bears	0	0	0	0	4/0	0	0	0	0/0	4/0
Career	4	35	35	0	116/65	2	0	17	0/0	41/11
Playoffs										
1988	1	47	47	0	7/1	0	0	2	0/0	2/2
1987	0	0	0	0	2/1	0	0	0	0/0	1/1
1986	0	0	0	0	0/0	0	0	0	0/0	1/0
Career	1	47	47	0	9/2	0	0	2	0/0	4/3

Douglass' Single Game Highs

Tackles: 11 at TB (11/20/88); at Rams (12/5/88) Solos: 8 at Rams (12/5/88)
 Deflections: 3 at Rams (12/5/88)



DAVE DUERSON

22

Safety

Notre Dame

8th Year

Ht: 6-1

Wt: 208

Born: 11/28/60, Muncie, IN

Acquisition: Third round (64th player) of 1983 draft.

PRO CAREER: Starter at SS in 1985 and '87-'89; FS in 1986...Eighteen career interceptions, but never a two-interception game...Pro Bowl after '85, '86, '87, and '88 seasons.

1989 SEASON: Two injuries forced him to miss four games...Still finished fifth on team with 91 tackles and fourth with 52 solos...Three 12-tackle games: vs. Cin. (9/10), vs. TB (11/19), at SF (12/24)...Earned game ball for nine tackles and pass defended vs. Min. (9/17)...Three passes defended and six tackles vs. Rams also earned game ball...Had only interception vs. Wash. (11/26) before injuring ankle in third quarter which forced him to miss next three games. **GAMES PLAYED: 12**
GAMES STARTED: 12

PREVIOUS SEASONS: 1988 — Fourth consecutive trip to Pro Bowl...Second on club with 105 tackles, including season-high 13 at NE (10/30)...Interception on Monday night games vs. SF (10/24) and at LA Rams (12/5)...Finished with six passes defended and one sack...Bruised kidney at Det. (10/9) and did not play following week vs. Cowboys (10/16). **1987** — Started all 12 union games—11 at free safety and season finale (12/27) at strong safety...Finished season as team's leading



DUERSON

tackler (116) and interceptor (three)...Career-high 19 tackles in 20-3 win over TB (9/20)...13 stops at SF (12/14) and 10 tackles in four other games...Caused fumble and sack at TB (10/25)...Two sacks led Bear DBs. **1986** — All-pro by PFWA, TSN, PFW and all-NFC by UPI...Six interceptions were second on club...Team-high 23.2 average on interception returns...Returned interception 38 yards vs. Det. (10/26)...Seven sacks led NFL defensive backs...Four interceptions, six passes defended, and three sacks in first six games of season...Intercepted pass in four straight games (9/14-10/5). **1985** — Led NFC strong safeties with five interceptions...Replaced Todd Bell (Pro Bowl selection in '84 and holdout in '85) as starter...Started 15 games, missing contest vs. Redskins (9/29) with pulled groin...Interception and forced fumble led to 10 second half points in 27-19 win at TB (10/6). **1984** — Saw action as nickel back and led special teams with 11 tackles...Made first career interception vs. GB (12/9)...Played most of playoff game vs. SF (1/6/85) recording five tackles after injury to Les Frazier. **1983** — Started six of final seven games at free safety after injury to Gary Fencik.

COLLEGIATE, PERSONAL: Four-year starter and two time all-American at Notre Dame...Set school mark with 256 career interception return yards (12 thefts)...Handled punt returns setting record with 103 attempts for second-best yard total (869)...Captain and MVP in '82...Sophomore roommate of Tom Thayer...Degree in economics and communications...All-America at Muncie (IN) Northside High...Traveler's NFL Man of the Year in '87 for numerous off-field contributions...Plays all brass instruments; enjoys water skiing, golf, and fast cars...Interested in politics, worked in Indiana Senator Richard Lugar's DC office in '82...Formed DAMCO Corporation in '83, a drug and alcohol awareness camp for youngsters...Part-time sportscaster for WGN-radio; co-anchors WMAQ-TV's "Sports Sunday" during season...Given name is David Russell Duerson...Married (Alicia)...Three sons (Chase, Tregg, and Brock)...Resides in Highland Park, IL.

Duerson's Pro Stats

Year/Club	Interceptions				Tkl/Solo	Fum Rec	Force Fum	Pass Def	Sack/Yds	G/GS
	No	Yds	Lg	TD						
1989 Bears	1	2	2	0	91/52	0	1	7	0/0	12/12
1988 Bears	2	18	18	0	105/57	0	2	6	1/7	15/15
1987 Bears	3	0	0	0	116/63	1	1	5	2/3	12/12
1986 Bears	6	139	38	0	109/61	2	0	12	7/57	16/16
1985 Bears	5	58	25	0	64/55	1	2	8	2/24	15/15
1984 Bears	1	9	9	0	32/28	0	0	4	3/27	16/0
1983 Bears	0	0	0	0	49/41	0	1	4	0/0	16/6
Career	18	226	38	0	566/357	4	7	46	15/118	102/76

Returns	Kickoff Returns				Punt Returns			
	No	Yds	Avg	TD	No	Yds	Avg	TD
1989	0	0	0.0	0	0	0	0.0	0
1988	0	0	0.0	0	0	0	0.0	0
1987	0	0	0.0	0	1	10	10.0	0
1986	0	0	0.0	0	0	0	0.0	0
1985	0	0	0.0	0	6	47	7.8	0
1984	4	95	19.0	0	1	4	4.0	0
1983	3	66	22.0	0	0	0	0.0	0
Career	7	161	20.1	0	8	61	7.6	0

Playoffs Year/Club	Interceptions				Tkl/Solo	Fum Rec	Force Fum	Pass Def	Sack/Yds	G/GS
	No	Yds	Lg	TD						
1988	0	0	0	0	8/4	0	0	0	0/0	2/2
1987	0	0	0	0	8/3	0	0	0	0/0	1/1
1986	0	0	0	0	10/6	0	0	0	0/0	1/1
1985	0	0	0	0	12/12	0	0	0	0/0	3/3
1984	0	0	0	0	11/8	0	0	1	3/27	2/0
Career	0	0	0	0	49/33	0	0	1	3/27	9/7

Duerson's Single Game Highs

Tackles: 19, vs. TB (9/20/87) Most Sacks: 2 vs. Min. (10/5/86)
 Solos: 11 at GB (12/4/83), vs. TB (9/20/87) Long KOR: 26 vs. Dal. (9/30/84)
 Deflections: 4 vs. Min. (10/5/86)



DYKO/FONTENOT



CHRIS DYKO

68

Offensive Tackle Washington St. 2nd Year
Ht: 6-6 Wt: 305
Born: 3/16/66, University, WA
Acquisition: Eighth round (221st player) of 1989 draft.

PRO CAREER: Promising prospect who was back-up as rookie in '89.

1989 SEASON: One of three rookie offensive linemen to make club...Saw action in eight games including starting role for injured Van Horne at RT vs. TB (11/19)...Only rookie to start on offense...Dressed, but did not play, in eight games. **GAMES PLAYED: 8 GAMES STARTED: 1**

COLLEGIATE, PERSONAL: Second-team all-Pac Ten choice as senior...Key member of offense that led conference while setting school record with 5,439 yards in total offense (third in nation)...Started every game as junior at right tackle...Most of club's 1,607 yards were to right side of line...Moved to offensive tackle (from defensive tackle) as sophomore, earning starting assignment after impressive fall practice...Graded high in club's 309-yard rushing effort in win over USC...Moved to offensive tackle the following spring...Redshirted in 1984...Greater Spokane first-team line at University (WA) High...Also starred in basketball and track...Sports management major...Enjoys fishing, boating, and movies...Given name Christopher Edward Dyko...Single...Lives in Spokane, WA.

Dyko's Pro Stats

Games/Starts: 8/1 — 1989 (8/1)



JERRY FONTENOT

67

Guard/Center Texas A&M 2nd Year
Ht: 6-3 Wt: 272
Born: 11/21/66, Lafayette, LA
Acquisition: Third round (65th player) of 1989 draft.
Choice from Miami for Bears' first round.

PRO CAREER: Back-up center as rookie in '89 who is expected to move to guard in 1990.

1989 SEASON: Saw action in all 16 games—mostly on special teams as punt snapper...Played all of second half at Pit. (11/12) when Hilgenberg was injured...Recovered fumble on special teams vs. Det. (12/10). **GAMES PLAYED: 16 GAMES STARTED: 0**

COLLEGIATE, PERSONAL: First team all-Southwest Conference as senior...Played every position on offensive line...Earned first-team all-SWC honors by Dallas Times Herald and second-team



GAYLE

choice from the Houston Post and Houston Chronicle in junior season...Helped pave way for offense which ranked 19th in country in rushing as junior...Had fine performance in 35-10 defeat of Notre Dame in Cotton Bowl...UPI first-team all-SWC pick as sophomore...Played reserve role at center, guard, and tackle as freshman...Redshirted in 1984...Standout performer at Lafayette (LA) High School as guard and center...Finished second in discus throw at the state finals as junior...Sociology major...Hobbies include skiing, hunting, fishing, and scuba diving...Given name Jerry Paul Fontenot...Single...Resides in Lafayette, LA.

Fontenot's Pro Stats

Games/Starts: 16/0 — 1989 (16/0)

SHAUN GAYLE

23

Safety

Ohio State

7th Year

Ht: 5-11

Wt: 193

Born: 3/8/62, Hampton, VA

Acquisition: Tenth round (271st player) of 1984 draft. Choice from Cleveland Browns.



PRO CAREER: Earned starting free safety position in 1988, but has started just 18 games due to injury...Four career blocked kicks...Versatile performer who can play every position in secondary.

1989 SEASON: Saw most action since '86 and set career-highs in tackles (108), solos (60), passes defended (8), interceptions (3), fumble recoveries (2)...Tied for second on team in tackles and interceptions; fourth in passes defended...Game balls for nine tackles, fumble caused, and interception vs. Min. (9/17); and eight tackles, fumble recovery, pass defended, and interception two weeks later vs. Phil. (10/2)...Career-high 16 stops and 10 solo at Min. (12/3)...13 tackles previous week at Wash. (11/26), and 12 vs. TB (11/19)...Recovered fumble and returned it 11 yards at Det. (9/24)...Reinjured neck in Week 5, but still started next week...Injured pectoral muscle in Week 6, but again started following game...Inactive for Weeks 8-9 when combination of injuries forced him out of lineup...Missed second half vs. GB (12/17) with sprained ankle. **GAMES PLAYED:** 14 **GAMES STARTED:** 14

PREVIOUS SEASONS: 1988 — Started four games at FS in injury riddled season...Made first start in season opener since rookie campaign, but suffered pulled hamstring following week in practice and missed next two games...Returned to lineup at GB (9/25) and had six tackles and key interception...Suffered fractured vertebrae (neck) in fourth quarter at Det. (10/9) and spent remainder of season on IR. **1987** — Pre-season ankle injury kept him out until 11/6...Special teams captain...Inserted in passing situations as nickel back for the last six games...20-yard interception return for TD vs. Det. (11/22). **1986** — Played in all 16 games...Made only interception vs. Pit. (11/30)...Season-high four tackles vs. TB (12/7)...Blocked punt vs. GB (11/23) was recovered by Gentry in end zone leading to 13-10 win...Forced fumble at TB (11/9) and recovered fumble in rematch (12/7)...11 special teams tackles ranked fourth on team. **1985** — Moved from cornerback to safety in '85 training camp...Nickel back and key special teamer...Game ball after blocking punt in opener vs. TB (9/8)...Scored Bears' first TD vs. Giants in playoffs (1/5/86) on five-yard return after whiffed punt. **1984** — Started six games at CB after injuries to Richardson and Frazier...First pro interception, four tackles, and blocked kick in first start at St. L. (10/14)...Broke right ankle vs. GB (12/9) and placed on IR for remainder of season and playoffs...Broke hand in pre-season game vs. GB (8/11).



GENTRY

COLLEGIATE, PERSONAL: Three-year starter for Ohio State...Paced Buckeye secondary in tackles (74), passes defended (8), and forced fumbles (3) as senior while starting all 12 games...Four career interceptions...Led team with 11 passes defended as junior...Degree in education...All-state, all-America at Bethel (VA) High as RB/DB...Brother Jimmy was Buckeye standout RB from 1979-83...Hobbies include basketball and music...Father is retired Army officer...Given name Shaun LaNard Gayle...Single...Resides in Highland Park.

Gayle's Pro Stats

Year/Club	Interceptions				Tkl/Solo	Fum Rec	Force Fum	Pass Def	Sack/Yds	G/GS
	No	Yds	Lg	TD						
1989 Bears	3	39	20	0	108/60	2	1	8	0/0	14/14
1988 Bears	1	0	0	0	22/11	0	0	4	0/0	4/4
1987 Bears	1	20	20	1	9/1	0	0	3	0/0	8/0
1986 Bears	1	13	13	0	14/9	1	1	2	0/0	16/0
1985 Bears	0	0	0	0	18/16	1	0	0	0/0	16/0
1984 Bears	1	-1	-1	0	19/14	0	0	7	0/0	15/6
Career	7	71	20	1	190/111	4	2	24	0/0	73/24

Also: Blocked kick in '84, '85, '86, and '87.


Playoffs

Year					INJURED RESERVE					
	No	Yds	Lg	TD	Tkl/Solo	Fum Rec	Force Fum	Pass Def	Sack/Yds	G/GS
1987	0	0	0	0	2/0	0	0	0	0/0	1/0
1986	0	0	0	0	0/0	0	0	0	0/0	1/0
1985	0	0	0	0	2/2	0	1	2	0/0	3/0
1984	INJURED RESERVE									
Career	0	0	0	0	4/2	0	1	2	0/0	5/0

Gayle's Single Game Highs

Tackles: 16 at Min. (12/3/89)

Solos: 10 at Min. (12/3/89)



DENNIS GENTRY

29

WR/Kickoff Ret.

Baylor

9th Year

Ht: 5-8

Wt: 186

Born: 2/10/59, Lubbock, TX

Acquisition: Fourth round (89th player) of 1982 draft.

PRO CAREER: Versatile big-play weapon through 1980s...Third in NFL among active kickoff returners with 23.5 average; 12th on Bears' all-time list....Top five in NFC in KOR last four years.

1989 SEASON: Fourth in NFC with 23.8 KOR avg...663 KOR yards increased career total to 3,408 surpassing Sayers (2,781) as Bears career leader...145 KORs is also best in Bear annals...Led club in KORs (28) and yards; second with 39 receptions and 463 yards; fifth with 106 rushing yards; seventh with 17 rushes...Became starting receiver in Week 11...Tied career-best six receptions while establishing career-long with 79-yarder (TD) vs. Hou. (10/15)...110 yards (six receptions) vs. Oilers was second of career and Bears' only 100-yard receiving game in '89...Game ball in season opener for two rushes (12 yards), three receptions (39 yards), and three KORs for 93 yards including 63-yarder which set up key second-half FG...Season-high four KORs for 111 yards (44-yard long) at Min. (12/3)...Caught at least one pass in 14 games. **GAMES PLAYED:** 16 **GAMES STARTED:** 6



GENTRY

PREVIOUS SEASONS: **1988** — Finished third on club in catches (33) and receiving yards (486)...NFC's fourth leading kickoff returner with 21.4 avg. on 27 returns...Career-high six catches for 97 yards vs. TB (11/6) followed by five-catch, 116-yard performance at Wash. (11/13)...Key 35-yard TD catch at Ind. (9/11) highlighted first start in two years...Started final 15 games of season, splitting time with Wendell Davis...Caught five passes for 56 yards and ran 58 yards for TD on reverse in win over Bills (10/2). **1987** — Second in NFL with 24.8 average on 25 kickoff returns...First-team all-NFL by PFWA; first-team all-NFC by Football News...88-yard KOR for TD vs. Chiefs (11/1) ignited Bears to victory from 14-0 deficit...Caught 17 passes as third down receiver, including 38-yard TD from Tomczak in final seconds of 30-24 division-clinching win at Min. (12/6). **1986** — First Bear since Payton '75 to lead NFL in kickoff returns with 28.8 yard average on 20 return...91-yard KOR for TD in season opener (9/7) vs. Browns to earn game ball...Returned three kicks for 127 yards in playoff loss to Redskins including returns of 60 and 48 yards...84-yard return vs. Rams (11/3) on Monday night...Started two games at WR: vs. Eagles (9/14) and at GB (9/22)...Sprained ankle at GB and missed following game at Cin. (9/28)...Caught three passes for 59 yards vs. GB (11/23) in best receiving outing of season...Finished with 103 yards on 11 rushes including 29-yard run vs. TB (12/7)...Recovered blocked punt in end zone vs. GB...Tied with Gault for second on team in total yards with 917 (rush, receiving, and returns). **1985** — Averaged 25.9 yards on KORs contributing to Bears league-leading KOR unit...Earned game ball at Det. (12/22) after 94-yard kickoff return for TD...Returned punt 47 yards on reverse vs. GB (10/21)...Two catches for 41 yards in Super Bowl XX. **1984** — Rushed for 37 yards on four carries at Det. (12/16)...Led team in KOR average with 19.0. **1983** — Led club with 18 special teams tackles. **1982** — Third on club in special teams tackles with eight.

COLLEGIATE, PERSONAL: Second leading rusher in Baylor history behind Walter Ambercrombie (Steelers) with 2,213 yards on 414 rushes and 14 TDs...Three-year starter after being redshirted in '78...Played in Senior Bowl...Degree in physical education...All-South Plains at Dunbar (TX) High...Given name Dennis Louis Gentry...Single...Resides in Buffalo Grove.

Gentry's Pro Stats

Year/Club	Rushing					Receiving					Kickoff Returns				
	No	Yds	Avg	Lg	TD	No	Yds	Avg	Lg	TD	No	Yds	Avg	Lg	TD
1989 Bears	17	106	6.2	29	0	39	463	11.9	79	1	28	667	23.8	63	0
1988 Bears	7	86	12.3	58	1	33	486	14.7	45	3	27	578	21.4	51	0
1987 Bears	6	41	6.8	12	0	17	183	10.8	38	1	25	621	24.8	88	1
1986 Bears	11	103	9.4	29	1	19	238	12.5	41	0	20	576	28.8	91	1
1985 Bears	30	160	5.3	21	2	5	77	15.4	30	0	18	466	25.9	94	1
1984 Bears	21	79	3.8	22	1	4	29	7.3	13	0	11	209	19.0	33	0
1983 Bears	16	65	4.1	17	0	2	8	4.0	6	0	7	130	18.6	28	0
1982 Bears	4	21	8.3	9	0	1	9	9.0	9	0	9	161	17.9	23	0
Career	112	661	5.9	58	5	120	1493	12.4	79	5	145	3408	23.5	94	3

Also: Returned 17 punts for 89 yards in 1982; returned 0 punts for 47 yards in 1985; recovered blocked punt in end zone for TD in 1986.

Playoffs

Year	No	Yds	Avg	Lg	TD	No	Yds	Avg	Lg	TD	No	Yds	Avg	Lg	TD
1988	1	6	6.0	6	0	3	16	5.3	7	0	5	82	16.4	23	0
1987	2	5	2.5	3	0	3	43	14.3	24	0	2	74	37.0	49	0
1986	0	0	0.0	0	0	0	0	0.0	0	0	3	127	42.3	60	0
1985	6	23	3.8	8	0	3	82	27.3	41	0	1	22	22.0	11	0
1984	0	0	0.0	0	0	0	0	0.0	0	0	3	49	16.3	18	0
Career	9	34	3.8	8	0	9	141	15.7	41	0	14	354	25.3	60	0

Gentry's Single Game Highs

Receptions: 6 vs. TB (11/6/88); vs. Hou. (10/15/89)
Yards receiving: 116 at Wash. (11/13/88)
Long catch: 79 vs. Hou. (10/15/89)
KOR: 6 at NE (10/30/88)
KOR yards: 154 at NE (10/30/88)
Rushes: 8 at Balt (9/25/83)
Rushing yards: 58 vs. Buf (10/2/88)
Long rush: 58 vs. Buf (10/2/88)
Long KOR: 94 at Det. (12/22/85)



GREEN



MARK GREEN

31

Running Back

Notre Dame

2nd Year

Ht: 5-11

Wt: 181

Born: 3/22/67, Riverside, CA

Acquisition: Fifth round (130th player) of 1989 draft.

PRO CAREER: Enters camp as Neal Anderson's back-up.

1989 SEASON: Fourth in NFC in punt returns (9.8 avg.) before injuring right knee vs. Rams (10/29) and going on IR for six weeks...37-yard TD sprint in fourth quarter vs. Min. (9/17) capped 38-7 victory...Returned four kickoffs for 98 yards including 38-yard long vs. Hou. (10/15)...Four punt returns and two rushes in season finale vs. SF were season best...Team's second leading rusher in pre-season with 27 carries for 102 yards. **GAMES PLAYED: 10 GAMES STARTED: 0**

COLLEGIATE, PERSONAL: Started all 12 games at tailback and was AP honorable mention all-American as senior...Rushed for 646 yards and seven TDs on 135 carries (4.8 avg.)...Caught 14 passes for 155 yards...Opened season with 68 yards on 18 carries in 19-17 win over Mich....Followed with season-high 125 yards on 21 attempts in win over Mich. St....Scored two TDs in 40-yard rushing effort vs. USC in showdown of nation's top two teams...Led team in rushing junior season (861 yards on 146 carries, 5.9 avg.) while starting all 12 games...Gained season-high 152 yards on 23 attempts, two TDs in win over Boston College...Used as defensive back and running back in spring drills prior to sophomore season...Turned in Irish's only 100-yard rushing game with 119 yard effort vs. USC as sophomore...Appeared in 10 games at flanker and had nine receptions for 116 yards and five rushes for 64 yards in freshman campaign...Consensus prep all-American as senior RB at Riverside Poly Technic (CA) High...Rushed for 1,384 yards and intercepted school record 10 passes as senior...Led team to 27-1 record in final two seasons...American Studies degree...Hobbies include playing cards, dancing, and basketball...Given name Mark Anthony Green...Single...Resides in Palatine, IL.

Green's Pro Stats

Year/Club	Rushing					Receiving					G/GS
	No	Yds	Avg	Lg	TD	No	Yds	Avg	Lg	TD	
1989 Bears	5	46	9.2	37	1	5	48	9.6	21	0	10/0
Career	5	46	9.2	37	1	5	48	9.6	21	0	10/0

Year/Club	Kickoff Returns					Punt Returns				
	No	Yds	Avg	LG	TD	No	Yds	Avg	LG	TD
1989 Bears	11	239	21.7	37	0	16	141	8.8	24	0
Career	11	239	21.7	37	0	16	141	8.8	24	0

Green's Single Game Highs

Rushes: 2 at Det. (9/24/89); at SF (12/24/89) Receptions: 2 at TB (10/8/89)
 Yards rushing: 37 vs. Min. (9/17/89) Yards receiving: 21 at Det. (9/24/89)
 Long: 37 vs. Min. (9/17/89) Long Catch: 21 at Det. (9/24/89)



HAMPTON

DAN HAMPTON

99

Defensive Tackle Arkansas 12th Year

Ht: 6-5 Wt: 270

Born: 9/19/57, Oklahoma City, OK

Acquisition: First round (4th player) of 1979 draft.



PRO CAREER: Has more games played (142) and starts (140) than any current Bear...Will become only second Bear to play in three decades (Sid Luckman, 1939-51)...78.5 career sacks trails Jim Osborne by three and Dent by 3.5...Named to NFL Team of '80s by Pro Football Hall of Fame Board of Selectors...Ten knee operations; five on each...Pro Bowl after '80, '82, '84, and '85 campaigns.

1989 SEASON: Named NFC Defensive Player of the Week for seven tackles, four solo, two passes defended, two sacks for 21 yards, and blocked FG vs. Bengals in season opener...Injured left knee in Week 2, but played entire game as well as following two weeks at RT...Underwent fifth arthroscopy on left knee (10/4) and placed on IR for remainder of season...Opted for fifth arthroscopy on right knee (11/20) which gives him opportunity to play in '90. **GAMES PLAYED: 4 GAMES STARTED: 4**

PREVIOUS SEASONS: **1988** — Started all 18 games at RT...Earned all NFL honors by Pro Football Weekly; all-NFC choice of UPI and Football News...Third on club in sacks (9.5) and tackles (88)...Season-high 12 tackles at NE (10/30)...Knocked down three passes...Strong playoff performance included sack vs. Eagles and eight tackles vs. SF...Underwent eighth knee operation (1/26/89). **1987** — Started first five union games at left end before injuring knee at GB (11/8)...Had arthroscopy on left knee (11/12) and missed three games before returning at SF (12/14)...Started season-finale at LA Raiders (12/27) and playoff game at defensive tackle...Had 3.5 sacks in eight games, including 1.5 takedowns against Raiders...Blocked two field goals, including one vs. Chiefs (11/1) in two-point victory. **1986** — First-team all-NFL by NEA, first-team all-NFC by UPI; second-team all-NFL by AP...Team's second leading sacker with 9.5...Game ball after seven tackles, three sacks, and safety vs. GB (11/23)...Involved in eight tackles at Min. (10/19) and vs. Steelers (11/30). **1985** — Spent first half of season at RT before moving to LE for remainder of year...Recorded sack and fumble recovery in Super Bowl XX...Did not start at NY Jets (12/14) due to knee but came off bench to earn game ball with two tackles, pass defended and sack...Four tackles and sack in NFC title win over Rams (1/12/86). **1984** — Missed one start at Rams (11/11) with hyperextended knee...Third on team with 11.5 sacks which tied career-high. **1983** — Started just 11 games in injury-plagued season...Still finished fourth on team with five sacks. **1982** — Selected to several all-pro teams... Named PFW NFL Defensive MVP...Led team with seven sacks, second with 71 tackles while starting all nine games at RE. **1980** — Led team in sacks (11.5) and defensive line in tackles (73). **1979** — Two sacks in playoff loss to Eagles...Drafted behind LB Tom Cousineau (Browns), DT Mike Bell (Chiefs), and QB Jack Thompson (Bengals) in '79 draft...Bears obtained his pick plus TE Bobby Moore from TB for DE Wally Chambers.

COLLEGIATE, PERSONAL: Capped off great Arkansas career earning all-America honors and SWC Defensive Player of Year as senior...Four-year letterman, three-year starter and twice all-SWC...Had 18 sacks as senior...Played in Senior, Fiesta, Orange, and Cotton Bowls...Made 32 tackles-for-loss in career...Prep all-America at Jacksonville (AR) High School after playing in school



HAMPTON

band until junior year...Grew up on 42-acre farm near Cabot, AR...Mother Joan (father deceased) still lives on farm...Plays six instruments: bass guitar, classical guitar, drums, saxophone, piano, and organ...Partner (with Butler) of Chicago nightclub "Traffic Jam"...Majored in business...Hosts weekly television show during season...Nickname: Danimal...Given name Daniel Oliver Hampton...Married (Terry)...Resides in Cabot, AR.

Hampton's Pro Stats

Year/Club	Int/Yds	Tkls/Solo	Fum Rec	Force Fum	Pass Def	Block Kick	Sack/Yds	G/GS
1989 Bears	0/0	14/8	0	0	4	1	2/21	4/4
1988 Bears	0/0	88/50	0	0	3	1	9.5/81	16/16
1987 Bears	0/0	30/16	0	1	2	2	3.5/18	8/8
1986 Bears	0/0	72/30	2	1	2	1	9.5/83	16/16
1985 Bears	0/0	32/26	3	2	4	0	5.5/43	16/15
1984 Bears	0/0	54/40	3	1	2	0	11.5/95	15/15
1983 Bears	0/0	47/40	0	0	4	1	5/27	11/11
1982 Bears	0/0	71/62	0	0	0	1	7/57	9/9
1981 Bears	0/0	68/56	0	1	4	0	9/77	16/16
1980 Bears	0/0	73/58	0	2	1	0	11.5/109	16/16
1979 Bears	0/0	70/48	2	1	3	0	4.5/28	16/16
Career	0/0	619/434	10	9	29	7	78.5/639	143/142

Playoffs

1988	0/0	14/1	0	0	0	0	1/4	2/2
1987	0/0	5/8	0	0	0	0	0	1/1
1986	0/0	7/3	0	1	0	0	5/4	1/1
1985	0/0	10/8	1	0	0	0	2/14	3/3
1984	0/0	10/6	0	0	1	0	2.5/18	2/2
1979	0/0	2/2	0	0	0	0	2/18	1/1
Career	0/0	48/28	1	1	1	0	8/58	10/10

Hampton's Single Game Highs

Tackles: 16 at NO (9/19/82)

Sacks: 3 vs. NO (9/14/80); vs. GB (11/23/86)

Solos: 13 at NO (9/19/82)



JIM HARBAUGH

4

Quarterback

Michigan

4th Year

Ht: 6-3

Wt: 205

Born: 12/23/64, Toledo, OH

Acquisition: First round (26th player) of 1987 draft.

PRO CAREER: Has started just seven games including five in 1989...Career record as starter of 2-5 (1-4 in '89)...Set Bears' single season record for completion percentage (62.4) by connecting on 111 of 178 in 1989.

1989 SEASON: Assumed QB duties early in second period vs. Rams (10/29) and sparked club to 20-10 victory by completing 10 of 13 for 157 yards and rushing five times for 31 yards and TD...Made first start of season (first ever through merit) the following week at GB and attempted career-high 30



HARBAUGH

passes (16-30-203)...Threw first pro TD on Monday Night Football at Clev. (10/23)—five-yarder to Wendell Davis in fourth period...First down completion percentage of 75.4% (52 of 69)...Connected on 47 of 67 passes (70.1%) when entering game as reserve...Led club to 20-0 win at Pit. in Week 10 completing 13 of 25, but had string of 95 passes without an interception snapped on game's first attempt...Career-best 21 completions in 29 attempts when replacing injured Tomczak vs. Det. (12/10)...Tossed season-long 49-yarder to Anderson following week vs. GB...Bears rushing leader in two of final three games: 61 yards vs. Det; 44 yards at SF...Finished third on team with 45 rushing attempts, 276 yards, and three TDs. **GAMES PLAYED: 12 GAMES STARTED: 5**

PREVIOUS SEASONS: 1988 — Appeared in eight games, including two starts...Made first career start on Monday Night Football (12/5) at LA Rams completing 11 of 30 for 108, two int., and gaining 32 yards on six carries...Led club to 13-12 win following week vs. Det. with 18 of 26 for 174 including four-yard TD run...Replaced injured Tomczak in third quarter vs. GB (11/27) and connected on 10 of 19 passes for 98 yards in 16-0 win...Played on kickoff coverage team in two games: vs. Dal. (10/16) and vs. SF (10/24). **1987** — Served as team's third quarterback...Held for FG/PATs in first three union games...Saw action at quarterback in three games, including entire second half at SF (12/14) where he completed eight of 11 for 62 yards.

COLLEGIATE, PERSONAL: UPI's Big Ten MVP as senior...First passer in Michigan history to throw for over 2,000 yards in a season as he completed 167 of 254 passes (65.8%) for 2,557 yards and 10 TDs...Finished second in country in passing efficiency with a 157.0 rating and fifth in total offense with 2,685 yards...Chosen academic all-Big Ten...Led NCAA as junior in passing efficiency while earning all-league honorable mention by AP and UPI...Completed 63.9% of passes while establishing school single-season record 18 TD passes...Won starting quarterback spot in spring ball prior to sophomore season...Led club to 3-1 start before suffering a broken arm vs. Mich. St. which sidelined him for remainder of season...Outdueled Bernie Kosar and Miami in a 22-14 victory, completing 14 of 18 passes for 135 yards, including 45-yard TD strike...Redshirted in 1982...All-league choice in football, baseball, and basketball at Palo Alto (CA) High...As prep: threw for 2,093 yards and 34 TDs in two seasons; averaged 19.8 points and 10.3 rebounds; batted .417 with 5-2 pitching record...Father Jack once served as DB coach under Bo Schembechler at Michigan and is now head coach at Western Kentucky...Brother John is assistant at University of Cincinnati...Enjoys golf, reading history books, and playing cards and basketball...Degree in communications with 3.06 GPA in post-graduate studies...Given name James Joseph Harbaugh...Single...Resides in Deerfield, IL.

Harbaugh's Pro Stats

Year/Club	Passing				Lg	TD	Int	Rating	Rushing				Lg	TD	G/GS
	Att	Cmp	Yds	Pct					No	Yds	Avg				
1989 Bears	178	111	1204	62.4	49	5	9	70.5	45	276	6.1	26	3	12/5	
1988 Bears	97	47	514	48.5	56	0	2	55.9	19	110	5.8	19	1	8/2	
1987 Bears	11	8	62	72.7	21	0	0	86.2	4	15	3.8	9	0	6/0	
Career	286	166	1780	58.0	56	5	11	66.2	68	401	5.9	26	4	26/7	

Harbaugh's Single Game Highs

Attempts: 30 at Rams (12/5/88); at GB (11/5/89)	Interceptions: 3 vs. TB (11/19/89); vs. GB (12/17/89)
Completions: 21 vs. Det. (12/10/89)	Rushes: 8 vs. Det. (12/10/89)
Yards: 205 vs. GB (12/17/89)	Yards rushing: 61 vs. Det. (12/10/89)
Long: 56 at Wash. (11/13/88)	Long rush: 26 at TB (10/8/89)
TDs: 3 vs. GB (12/17/89)	

Jim Harbaugh needs to complete 58% of his passes this season and have at least 84 completions to become the Bears' lifetime completion percentage leader surpassing Jim McMahon (57.8%).



HARBAUGH

1987

DATE	W/L	OPPONENT	ATT	CMP	YDS	PCT	TD	INT	TKLD/LST	LG	RUSHING			
											RU	YD	TD	LG
9/14	W	NY Giants							(FG HOLDER)					
9/20	W	Tampa Bay							(FG HOLDER)					
9/27	--	@ Detroit							STRIKE (Cancelled)					
10/4	W	@ Philadelphia							STRIKE					
10/11	W	Minnesota							STRIKE					
10/18	L	New Orleans							STRIKE					
10/25	W	@ Tampa Bay							(FG HOLDER)					
11/1	W	Kansas City							DID NOT PLAY					
11/8	W	@ Green Bay							DID NOT PLAY					
11/16	L	@ Denver							DID NOT PLAY					
11/22	W	Detroit	0	0	0	0.0	0	0	1/15	0	0	0	0	0
11/29	W	Green Bay							DID NOT PLAY					
12/6	W	@ Minnesota							DID NOT PLAY					
12/14	L	@ San Francisco	11	8	62	72.7	0	0	3/30	21	3	15	0	9
12/20	L	Seattle							DID NOT PLAY					
12/27	W	@ LA Raiders	0	0	0	0.0	0	0	0/0	0	1	0	0	0
PLAYOFFS														
1/10/88	L	Washington							DID NOT PLAY					

1988

DATE	W/L	OPPONENT	ATT	CMP	YDS	PCT	TD	INT	TKLD/LST	LG	RUSHING			
											RU	YD	TD	LG
9/4	W	Miami							INACTIVE					
9/11	W	@ Indianapolis							DID NOT PLAY					
9/18	L	Minnesota	9	4	38	44.4	0	0	1/13	22	1	12	0	12
9/25	W	@ Green Bay							DID NOT PLAY					
10/2	W	Buffalo							DID NOT PLAY					
10/9	W	@ Detroit	3	2	10	66.7	0	0	0/0	6	0	0	0	0
10/16	W	Dallas							(SPECIAL TEAMS)					
10/24	W	San Francisco							(SPECIAL TEAMS)					
10/30	L	@ New England	5	0	0	0.0	0	0	0/0	0	1	5	0	5
11/6	W	Tampa Bay							DID NOT PLAY					
11/13	W	@ Washington	1	1	56	100.0	0	0	0/0	56	1	-2	0	-2
11/20	W	@ Tampa Bay	4	1	30	25.0	0	0	1/9	30	1	8	0	8
11/27	W	Green Bay	19	10	98	52.6	0	0	1/12	14	2	19	0	14
*12/5	L	@ LA Rams	30	11	108	36.7	0	2	2/9	31	6	32	0	9
*12/11	W	Detroit	26	18	174	69.2	0	0	1/6	22	7	36	1	19
12/19	L	@ Minnesota							DID NOT PLAY					
PLAYOFFS														
12/31	W	Philadelphia							DID NOT PLAY					
1/8/89	L	San Francisco							DID NOT PLAY					

1989

DATE	W/L	OPPONENT	ATT	CMP	YDS	PCT	TD	INT	TKLD/LST	LG	RUSHING			
											RU	YD	TD	LG
9/10	W	Cincinnati							DID NOT PLAY					
9/17	W	Minnesota	0	0	0	0.0	0	0	0/0	0	1	-1	0	-1
9/24	W	@ Detroit	1	1	21	100.0	0	0	0/0	21	3	-3	1	4
10/2	W	Philadelphia							DID NOT PLAY					
10/8	L	@ Tampa Bay	8	6	65	75.0	0	0	1/5	31	3	34	1	26
10/15	L	Houston							DID NOT PLAY					
10/23	L	@ Cleveland	16	9	93	56.3	1	0	1/9	15	3	7	0	5
10/29	W	LA Rams	13	10	157	76.9	0	0	0/0	41	5	31	1	15
*11/5	L	@ Green Bay	30	16	203	53.3	0	0	0/0	46	3	29	0	23
*11/12	W	@ Pittsburgh	25	13	125	52.0	1	1	0/0	28	7	56	0	19
*11/19	L	Tampa Bay	24	12	126	50.0	0	3	0/0	20	3	6	0	6
11/26	L	@ Washington							DID NOT PLAY					
12/3	L	@ Minnesota	0	0	0	0.0	0	0	1/2	0	0	0	0	0
12/10	L	Detroit	29	21	179	72.4	0	1	0/0	22	8	61	0	15
*12/17	L	Green Bay	28	20	205	71.4	3	3	0/0	49	2	6	0	4
*12/24	L	@ San Francisco	4	3	30	75.0	0	1	0/0	21	7	44	0	12

* Started game



HILGENBERG

JAY HILGENBERG

63

Center

Iowa

10th Year

Ht: 6-2

Wt: 270

Born: 3/21/60, Iowa City, Iowa

Acquisition: Signed as undrafted free agent, 5/8/81.



PRO CAREER: Enters '90 with 100 consecutive starts—second on club to McMichael's 101...Starter since last half of 1983 season...Has handled FG/PAT snap duties since 1981...Offensive co-captain along with Covert since 1984...Pro Bowl after 1985, '86, '87, '88, '89 seasons.

1989 SEASON: Earned fifth consecutive trip to Pro Bowl as starter...Honored as first-team all-pro by AP and Pro Football Weekly; all-NFC by UPI...Extended consecutive start streak to 100, second on team to McMichael's 101...Missed second half of game at Pit. (11/12) due to knee injury. **GAMES PLAYED:** 16 **GAMES STARTED:** 16

PREVIOUS SEASONS: **1988** — All-NFL choice by AP, PFWA, Sporting News, Pro Football Weekly; all-NFC selection by UPI, Football News...Started all 16 regular season games and both playoffs...Recovered two fumbles. **1987** — Turned in outstanding season despite playing with dislocated right elbow and torn left rotator cuff...Both injuries required off-season surgery...Injury limited deep snapping on punts, but still managed to handle FG/PAT snaps on part-time basis...Earned third straight Pro Bowl appearance as starter...Consensus all-NFC choice. **1986** — Broke right hand at Det. (12/15) but played remainder of season...Consensus all-NFC selection and Pro Bowler. **1985** — Second team all-pro choice by AP and NEA, all-NFC selection by PFW and UPI while earning first Pro Bowl appearance. **1984** — Started all 16 games plus playoffs. **1983** — Became starter midway through season replacing Dan Neal who he backed up for 2.5 seasons...Made first pro start vs. Det. (10/30).

COLLEGIATE, PERSONAL: All-Big Ten selection last two seasons at Iowa; honorable mention all-American...Four-year letterman...Played in Blue-Gray, Hula and Japan Bowls...General studies major...Community service work includes: Boys Hope, Brian Piccolo Cancer Research Foundation, American Heart Association, and United Way...Finalist for 1987 Miller Lite/NFL Offensive Lineman of Year...Avid outdoorsman and golfer...Father (Jerry) was all-American center at Iowa in 1950s...Brother (Jim) preceded him as Hawkeye center...Brother (Joel) followed him at Iowa and currently plays with Saints...Nephew of Wally Hilgenberg, LB with Lions and Vikings (1964-79)...Prepped at Iowa City High School...Given name Jay Walter Hilgenberg...Wife (Lisa)...Daughter (Mara)...Resides in Lake Forest, IL.

Hilgenberg's Pro Stats

Games/Starts: 133/100 — 1981 (16/0); 1982 (9/0); 1983 (16/8); 1984 (16/16); 1985 (16/16); 1986 (16/16); 1987 (12/12); 1988 (16/16); 1989 (16/16)

Playoffs: 9/9 — 1984 (2/2); 1985 (3/3); 1986 (1/1); 1987 (1/1); 1988 (2/2)



HYCHE



STEVE HYCHE

58

Linebacker

Livingston

2nd Year

Ht: 6-3

Wt: 236

Born: 6/12/63, Jasper, AL

Acquisition: Signed as undrafted free agent 5/4/89.

PRO CAREER: Can play both middle and outside linebacker.

1989 SEASON: Saw action on special teams before breaking thumb in Week 10 and going on IR for remainder of season...Waived in final cutdown and re-signed with Bears' developmental squad...Activated through procedural waivers prior to Monday night game vs. Phil. (10/2). **GAMES PLAYED: 6 GAMES STARTED: 0**

COLLEGIATE, PERSONAL: Worked as lumberjack for two years before entering college...Team captain as senior started all 44 games in career...Led team with 99 tackles, 68 solo, and seven tackles-for-loss...Four sacks in '88 were career-high...Three time all-Gulf South Conference...Named to Football Gazette's all-American team...Prepped at Cordova (AL) High School...Spends spare time hunting, fishing, and waterskiing...Given name Steve Jay Hyche...Married (Tammy)...Son (Tyler)...Resides in Cordova, Alabama.

Hyche's Pro Stats

Year/Club	Interceptions				Tkl/Solo	Fum Rec	Force Fum	Pass Def	Sack/Yds	G/GS
	No	Yds	Lg	TD						
1989 Bears	0	0	0	0	0/0	0	0	0	0/0	6/0
Career	0	0	0	0	0/0	0	0	0	0/0	6/0



VESTEE JACKSON

24

Cornerback

Washington

5th Year

Ht: 6-0

Wt: 186

Born: 8/14/63, Fresno, CA

Acquisition: Second round (55th player) of 1986 draft.

PRO CAREER: Has been starter at right cornerback since midway through rookie season in '86.

1989 SEASON: Career-high 12 tackles and 10 solos in season opener vs. Cin. (9/10)...Two passes defended in Monday night game vs. Phil. (10/2) and following week at TB...Nine tackles vs. TB (11/



JACKSON

19)...Grabbed first interception in Week 12 at Min (12/3) and one the following week vs. Det (12/10)...Lost starting job to Lynch for game at Clev. (10/23), but returned to line-up following week.
GAMES PLAYED: 16 GAMES STARTED: 15

PREVIOUS SEASONS: 1988 — Tied for second in NFL with eight interceptions—most by a Bear in since Roosevelt Taylor's nine in '63...Started all 18 games at right corner...NFC Defensive Player of Week after two interceptions, seven tackles, and three passes defended at Wash. (11/13)...Two interceptions at Ind. (9/11)...Had 46-yard interception return vs. TB (11/6) and career-long 51-yard return vs. Eagles (12/31) in playoffs...Second on club with 22 passes defended including career-high five deflections vs. TB (11/6). **1987** — Started all 12 games at right cornerback (three shared other CB spot)...Tied for lead with 12 passes defended...Led cornerbacks with 39 tackles, 19 solos...Only interception of season was vs. TB (9/20)...Eight tackles vs. Seahawks (12/20). **1986** — Replaced Reggie Phillips as starter at right cornerback in Week 9 vs. Rams (11/3) after serving as back-up and special teamer first half of season...Tied for fourth on team with three interceptions...First career interception at Cin. (9/28)...Career-high nine tackles, including six solos, and interception at Dal. (12/21)...Recovered fumble on overtime kickoff that led to game winning field goal vs. Eagles (9/14)...Five tackles and interception at TB (11/9)...Registered only sack of season and caused fumble in playoff game vs. Redskins (1/3).

COLLEGIATE, PERSONAL: All-Pac Ten selection and Washington's Most Valuable DB as senior...13 career interceptions ranks third in school history...Co-captain as senior...Played in Hula Bowl...Led team in fumble recoveries each of final three seasons...Had 66-yard interception for TD vs. Ariz. in '84; 34-yard return vs. USC and 25-yarder vs. BYU in '85...Three-sport star at McLane High in Fresno, CA...Gained 1,300 yards as senior to earn all-league honors...Hobbies include golfing, fishing, and collecting tropical fish...Aspires to be a real estate developer...Given name Vestee Jackson II...Single...Resides in Fresno during off-season.

Jackson's Pro Stats

Year/Club	Interceptions				Tkl/Solo	Fum Rec	Force Fum	Pass Def	Sack/Yds	G/GS
	No	Yds	Lg	TD						
1989 Bears	2	16	16	0	74/44	1	0	12	0/0	16/15
1988 Bears	8	94	46	0	62/40	0	0	22	0/0	16/16
1987 Bears	1	0	0	0	39/19	0	2	12	0/0	12/12
1986 Bears	3	0	0	0	38/24	1	0	4	0/0	16/8
Career	14	110	46	0	213/127	2	2	50	0/0	60/51
Playoffs										
1988	1	51	51	0	8/0	1	0	5	0/0	2/2
1987	0	0	0	0	2/2	0	0	0	0/0	1/1
1986	0	0	0	0	5/3	0	1	1	1/8	1/1
Career	1	51	51	0	15/5	1	1	6	1/8	4/4

Jackson's Single Game Highs

Tackles: 12 vs. Cin. (9/10/89)

Long: 46 yards vs. TB (11/6/88)

Solos: 10 vs. Cin. (9/10/89)

Deflections: 5 vs. TB (11/6/88)

Interceptions: 2 at Ind. (9/11/88); at Wash. (11/13/88)



JOHNSON



TROY JOHNSON

92

Linebacker

Oklahoma

3rd year

Ht: 6-2

Wt: 236

Born: 11/10/64, Houston, TX

Acquisition: Fifth round (133rd player) of 1988 draft.

PRO CAREER: Spent first two seasons as special teams player and back-up linebacker.

1989 SEASON: Injured shoulder in pre-season finale at LA Raiders and was placed on IR for first nine weeks of season...Saw majority of action on special teams recording eight tackles...Made two tackles as LB at Wash. (11/26). **GAMES PLAYED: 7 GAMES STARTED: 0**

PREVIOUS SEASONS: 1988 — Appeared in all 16 games...Started one game, at NE (10/30), responding with five tackles...Replaced an injured Pruitt in third quarter vs. SF (10/24) and had two tackles and key pass deflection on Niners final drive...Used as pass rusher in nickel defense in final three games...Sack and two tackles in reserve role at Min. (12/19)...Finished second on club with 16 special teams tackles...Inactive for playoff game vs. Eagles (12/31), played special teams vs. SF (1/8) in NFC Title game.

COLLEGIATE, PERSONAL: Played outside linebacker/defensive end at Oklahoma...All-Big Eight as senior after recording 74 tackles and six sacks...Second-team all-league as junior...Backed up Kevin Murphy (TB) as sophomore and had 37 tackles and three sacks...Prepped at Houston's Alief Hastings High...Business management major...Cousin of David Lewis, linebacker with TB and Rams (1977-83)...Given name Troy Antwain Johnson...Wife (Sarah)...Son (Jared)...Resides in Buffalo Grove, IL.

Johnson's Pro Stats

Year/Club	Interceptions				Tkl/Solo	Fum Rec	Force Fum	Pass Def	Sack/Yds	G/GS
	No	Yds	Lg	TD						
1989 Bears	0	0	0	0	3/2	0	0	0	0/0	7/0
1988 Bears	0	0	0	0	9/7	0	0	1	1/6	16/1
Career	0	0	0	0	12/9	0	0	1	1/6	23/1
Playoffs										
1988	0	0	0	0	0/0	0	0	0	0/0	1/0
Career	0	0	0	0	0/0	0	0	0	0/0	1/0

Johnson's Single Game Highs

Most Tackles: 5 at NE (10/30/88)

Most Solos: 4 at NE (10/30/88)



JONES

DANTE JONES

53

Linebacker

Oklahoma

3rd year

Ht: 6-1

Wt.: 236

Born 3/23/65, Dallas, TX

Acquisition: Second round (51st player) of 1988 draft.



PRO CAREER: Has been Mike Singletary's back-up at middle linebacker for past two seasons... Two career starts at outside linebacker.

1989 SEASON: Replaced an injured Singletary at MLB early in season finale at SF (12/24), and finished with career-high 14 tackles including nine solo... Started season opener vs. Cin. (9/10) at RLB recording six tackles... Injured hamstring in Week 3 and placed on IR... Returned for game at Pit. (11/12) and contributed primarily on special teams the remainder of season. **GAMES PLAYED:** 10 **GAMES STARTED:** 1

PREVIOUS SEASONS: 1988 — Made only start vs. Dal. (10/16) at RLB replacing injured Morrissey... Had 10 tackles, including six solos, before suffering sprained left ankle in fourth quarter... Did not play following week vs. SF (10/24)... Appeared as reserve and special teamer in remaining 14 games and playoffs... Three tackles vs. Min. (9/18) and two at LA Rams (12/5).

COLLEGIATE, PERSONAL: First-team all-Big Eight and conference Defensive Player of Year as senior... Had 118 tackles to pace unit that allowed just 82 points in 11 games... Also had three interceptions, five tackles-for-loss, and sack... Split time at OLB as junior... Defensive Player of Game in '87 Orange Bowl after nine tackles, deflected pass, and interception while filling in for suspended Bosworth... Also split time as sophomore and had 71 tackles and two sacks... All-state linebacker at Dallas' Skyline High... Degree in political science... Enjoys writing songs in spare time... Given name Dante Delaneo Jones... Single... Resides in Vernon Hills, IL.

Jones' Pro Stats

Year/Club	Interceptions				Tkl/s/Solo	Fum Rec	Force Fum	Pass Def	Sack/Yds	G/GS
	No	Yds	Lg	TD						
1989 Bears	0	0	0	0	28/14	0	0	0	0/0	10/1
1988 Bears	0	0	0	0	16/10	0	0	0	0/0	15/1
Career	0	0	0	0	44/24	0	0	0	0/0	25/2
Playoffs										
1988	0	0	0	0	0	0	0	0	0/0	2/0
Career	0	0	0	0	0	0	0	0	0/0	2/0


Jones' Single Game Highs

Most Tackles: 14 at SF (12/24/89)

Most Solos: 9 at SF (12/24/89)



KOZLOWSKI



GLEN KOZLOWSKI

88

Wide Receiver

BYU

4th Year

Ht: 6-1

Wt: 190

Born: 12/31/62, Honolulu, HI

Acquisition: Selected in 11th round (306th player) of 1986 draft.

PRO CAREER: Valuable special teams player and back-up receiver since 1987.

1989 SEASON: Club's fifth wide receiver...Led special teams unit with 22 tackles as "gunner"...Caught career-long 55-yard pass from Tomczak at Det. (9/24), also returned a kickoff for 12 yards...Blocked punt vs. Det. (12/10)...Filled in as punt returner vs. TB (11/19) returning four punts. **GAMES PLAYED: 15 GAMES STARTED: 0**

PREVIOUS SEASONS: 1988 — Caught three passes for 92 yards including a 50-yard strike from McMahon vs. Min. (9/18)...Valuable special teams player who finished third on club with 13 tackles...Two kickoff returns for 37 yards...KOR for 23 yards in playoffs vs. Eagles. **1987** — Caught 15 passes for 199 yards and three TDs in two replacement games before breaking ankle in fourth quarter vs. NO (10/18)...Five catches for 65 yards and two TDs at Phil. (10/4)...Seven receptions for 87 yards and TD vs. Min. (10/11)...Released in final cutdown of '87 camp. **1986** — Drafted by Bears in 11th round, but was still recovering from college knee injury...Placed on injured reserve for entire season.

COLLEGIATE, PERSONAL: Played in just five games as senior due to knee injury...Tore anterior cruciate ligament in right knee and had surgery in January, 1986...Caught 23 passes for 436 yards and two TDs as senior...All-WAC as junior after 55 catches for 879 yards and 11 TDs...Caught 29 passes for 376 yards in freshman year when Jim McMahon was quarterback...Older brother Mike played safety for Miami Dolphins (1979-86)...Prepped at Carlsbad (CA) High...Hobbies include golf, surfing, writing poetry and short stories, and spending time with his children...Given name Glen Allen Kozlowski...Married (Julie)...Four sons (Brent, Tyler, Kyle, and Kelin)...Resides in Buffalo Grove, IL.

Kozlowski's Pro Stats

Year/Club	Receiving					Kickoff Returns					Punt Returns					G/GS
	No	Yds	Avg	LG	TD	No	Yds	Avg	LG	TD	No	Yds	Avg	LG	TD	
1989 Bears	3	74	24.7	55	0	1	12	12.0	12	0	4	-2	-0.5	4	0	15/0
1988 Bears	3	92	30.7	50	0	2	37	18.5	24	0	1	0	0.0	0	0	16/0
1987 Bears	15	199	13.3	28	3	3	72	24.0	31	0	0	0	0.0	0	0	3/3
Career	21	365	17.3	55	3	6	121	20.2	31	0	5	-2	-0.4	4	0	34/3

Also 1 rush for 3 yards in 1988.

Playoffs: 1 kickoff return for 23 yards in 1988.

Kozlowski's Single Game Highs

Receptions: 7 vs. Min. (10/11/87)

TDs: 2 at Phil. (10/4/87)

Yards receiving: 87 vs. Min. (10/11/87)

Long: 55 at Det. (9/24/89)



McMICHAEL

STEVE McMICHAEL 76

Defensive Tackle Texas 11th Year
 Ht: 6-2 Wt: 265
 Born: 10/17/57, Houston, TX
 Acquisition: Signed as free agent 10/15/81. Originally drafted by NE in third round of 1980.



PRO CAREER: Streak of 101 consecutive starts is longest on club...Three career safeties are a Bear record. All three came against GB (11/3/85; 9/22/86; 11/27/88)...Pro Bowl after '86 and '87 seasons.

1989 SEASON: Scored highest on Bear coaches grading system...One of two Bears to start all 16 games on defense (Singletary)...Second on club with 108 tackles (tied) and 7.5 sacks...Led defensive linemen with 59 solo stops...Notched seven or more takedowns in eight games...Game ball recipient for six tackles and four pressures vs. Min. (9/17); and nine stops, (tying career-high seven solo) and sack in win over Rams (10/29)...Sack (or half-sack) in six consecutive games from 10/29-12/3...Season-high 10 tackles vs. TB (11/19). **GAMES PLAYED: 16 GAMES STARTED: 16**

PREVIOUS SEASONS: 1988 — Led team in sacks (11.5) for first time in career...Tied for third on club with 88 tackles...Tied career-high with three sacks vs. Dal. (10/16)...Two sacks vs. GB (12/7) including his third career safety...Season-high 11 tackles at TB (11/20)...Had 10 tackles, fumble recovery and forced fumble at Ind. (9/11)...Knee surgery following season (2/6/89). **1987** — Made second straight Pro Bowl appearance after finishing second on team with 7.5 sacks...Named all-NFL by AP, PFWA, PFW, TSN; all-NFC by UPI, Football News...NFC Defensive Player of the Week after career-high 12 tackles and three sacks at Min. (12/6)...Had 10 tackles and two sacks in season finale at LA Raiders (12/27)...Recovered fumble to set up first TD in playoff loss to Wash. **1986** — All-NFL selection by PFWA and TSN while earning first Pro Bowl spot...Third on team in sacks (8.5), sixth in tackles (87)...Game ball at GB (9/22) after five tackles, two sacks, and safety in comeback win...Only career interception in season finale at Dal. (12/21)...Strong play against Min. included two sacks (10/5) and 10 tackles (10/19). **1985** — AP and UPI all-league honors...Eight sacks ranked third on team...Best outing was two sacks, four tackles, and two knocked down passes at SF (10/13). **1984** — Finished with 10 sacks (third on team) and 42 tackles (seventh)...NFC Defensive Player of the Week in finale at Det. after five tackles and 2.5 sacks. **1983** — Became starter and finished second on team with 8.5 sacks...Earned first game ball with Bears after five tackles, two sacks and forced fumble at TB (11/20). **1982** — Had 64-yard fumble return vs. TB (1/2/83). **1981** — Joined Bears (10/15) after being waived by Pats during '81 training camp. **1980** — Third round selection by NE...Played in just six games as back injury forced him on IR (11/3) for remainder of season.

COLLEGIATE, PERSONAL: Consensus all-America and finalist for '79 Outland Trophy and '80 Lombardi Award...Career totals at Texas show 372 tackles and 30 sacks...Led team in tackles final two seasons: 142 as junior, 138 as senior...Defensive MVP in '80 Hula Bowl with 14 tackles...Kicked eight of 10 PATs and two of three FGs as sophomore when Russell Erxleben was hurt...Prepped at Freer (TX) High...Hobbies include rattlesnake hunting, fishing...Physical education major...Community service work includes: Juvenile Diabetes Foundation, Boys Hope, Better Boys Foundation, and Brian Piccolo Cancer Research Foundation...Finalist for '87 Miller Lite NFL Defensive Lineman of the Year...Given name Steve Douglas McMichael...Married (Debra)...Resides in Austin, TX.



MORRIS

McMichael's Pro Stats

Year/Club	Int/Yds	Tkls/Solo	Fum Rec	Force Fum	Pass Def	Sack/Yds	G/GS
1989 Bears	0/0	108/59	1	1	2	7.5/39	16/16
1988 Bears	0/0	88/54	2	1	1	11.5/95	16/16
1987 Bears	0/0	57/29	0	2	2	7.5/35	12/12
1986 Bears	1/5	87/50	2	1	3	8.5/65	16/16
1985 Bears	0/0	44/39	1	0	2	8/55	16/16
1984 Bears	0/0	42/30	0	0	2	10/91.5	16/16
1983 Bears	0/0	37/35	1	1	2	8.5/86	16/10
1982 Bears	0/0	18/17	1	0	0	4/36	9/0
1981 Bears	0/0	1/1	1	0	1	0/0	10/0
1980 Patriots	0/0	5/3	0	0	0	0/0	6/0
Career	1/5	487/317	9	6	15	65.5/502.5	133/102

Also: One safety in 1985, '86, and '88.

Playoffs

Year	Int/Yds	Tkls/Solo	Fum Rec	Force Fum	Pass Def	Sack/Yds	G/GS
1988	0/0	5/1	0	0	0	1/8	2/2
1987	0/0	2/0	1	0	0	0/0	1/1
1986	0/0	8/4	0	0	0	0/0	1/1
1985	0/0	4/3	0	0	0	0/0	3/3
1984	0/0	6/3	0	0	0	1.5/9	2/2
Career	0/0	25/11	1	0	0	2.5/17	9/9

McMichael's Single Game Highs

Tackles: 12 at Min. (12/6/87)

Sacks: 3 at Min. (12/6/87); vs. Dal. (10/16/88)

Solos: 7 at Min. (10/19/86); Rams (10/1/89)



RON MORRIS

84

Wide Receiver

SMU

4th Year

Ht: 6-1

Wt: 190

Born: 11/14/64, Cooper, TX

Acquisition: Second round (54th player) of 1987 draft.

PRO CAREER: 1,363 career receiving yards ranks 25th in Bear history...Seventh in club history with 17.5-yard career average...Expected to be full-time player after sharing duties in first three seasons.

1989 SEASON: Led club with 486 receiving yards while catching 30 passes (fourth)...Established career marks with 96 yards (on three catches) vs. TB in Week 11 and five receptions (for 40 yards) vs. Det. three weeks later...Caught at least one pass in 14 of 16 games...Only TD came on 58-yard bomb from Tomczak in final minutes vs. TB (11/19)...Four three-catch games...Split time with Wendell Davis in receiver rotation...Grabbed 17 passes in seven games as sub; 13 in nine as starter.

GAMES PLAYED: 16 GAMES STARTED: 9

PREVIOUS SEASONS: 1988 — Split time with Dennis McKinnon at flanker and finished second on team with 498 receiving yards...Led club in yard-per-catch average (17.8) and TD receptions (four)...All four TDs and 17 of 28 receptions came in first seven games...Caught 28 passes to rank



MORRIS

fourth on club...Started at NE (10/30) for injured McKinnon, otherwise alternated every two series...Had three-plus catches in six games including two four-catch games...Had 63-yard TD from McMahon vs. Bills (10/2); 31-yard TD grab from Tomczak following week at Det. (10/9) in four-for-65 effort...82 receiving yards on four catches and 21-yard run vs. Dal. (10/16)...Three catches for 52 yards in two playoff games. **1987** — Only rookie to earn starting spot...Finished sixth on team in catches (20) and fourth in receiving yards (379)...19.0 yard-per-catch average was second to Gault on team...Only TD came on 42-yard catch from Tomczak in season-opening win over Giants (9/14)...Three three-catch games...47 yards, including 14-yard TD, in playoffs vs. Redskins.

COLLEGIATE, PERSONAL: Led team in receptions all four seasons while earning first-team all-Southwest Conference and all-American honorable mention as senior...Third on SMU's all-time receiving chart with 147 receptions for 2,410 yards and 14 TDs...Ninth player in SWC annals to gain 2,000 career receiving yards...147 receptions is sixth in conference history...Best season ever by freshman in '83 by catching 41 passes for 688 yards and two TDs...One TD was 80-yard bomb vs. TCU for winning points in 21-17 victory...Three-time all-district and district MVP at Cooper (TX) High where he was a Texas Blue Chipper and member of Texas Football Top 30...Rushed for 726 yards on 104 carries and caught 27 passes for 406 yards as senior...Won 100 and 200 meter dashes at the state track meet...10.4 in 100-meters was state record...Hobbies include video games, bowling and movies...Psychology major...Involved in "Say No to Drugs" campaign...Given name Ronald Wayne Morris...Married (Kandi)...Daughter (Meghan) and son (Ron Jr.)...Resides in Palatine, IL.

Morris' Pro Stats

Year/Club	Receiving					Rushing					G/GS
	No	Yds	Avg	LG	TD	No	Yds	Avg	LG	TD	
1989 Bears	30	486	16.2	58	1	1	-14	-14.0	-14	0	16/9
1988 Bears	28	498	17.8	63	4	3	40	13.3	21	0	16/1
1987 Bears	20	379	19.0	42	1	0	0	0.0	0	0	12/12
Career	78	1363	17.5	63	6	4	26	6.5	21	0	44/22
Playoffs											
1988	3	52	17.3	27	0	0	0	0.0	0	0	2/0
1987	2	47	23.5	33	1	0	0	0.0	0	0	1/1
Career	5	99	19.8	33	1	0	0	0.0	0	0	3/1

Morris' Single Game Highs

Receptions: 5 vs. Det. (12/10/89)

Long: 63 vs. Buf (10/2/88)

Yards receiving: 96 vs. TB (11/19/89)

TEXAS HIGH SCHOOLS

When the Bears enter camp the roster will include four alumni from Houston's Yates High School: veteran **John Roper**; ninth round selection **Johnny Bailey**; and free agents **Sloan Hood** and **Quintin Smith**. The Lone Star state has also produced Bear veterans **Maury Buford** (Mount Pleasant), **Dennis Gentry** (Lubbock), **Steve McMichael** (Freer), **Ron Morris** (Cooper), **Mike Singletary** and **Lemuel Stinson** (Houston Worthing), **Troy Johnson** (Alief), and **Dante Jones** (Dallas Skyline); draft picks **Fred Washington** (Denison) and **Terry Price** (Plano), and free agents **Alan Koch** (East Chambers); **Rod Manning** (Richardson); **Cedrick Tillman** (South).



MORRISSEY



JIM MORRISSEY

51

Linebacker

Michigan St.

6th Year

Ht: 6-3

Wt: 225

Born: 12/24/62, Flint, MI

Acquisition: Eleventh round (302nd player) of 1985 draft.

PRO CAREER: Will compete for starting outside linebacker job after missing last nine games of 1989 season...Has started 15 of 17 games in which he's played over last two seasons.

1989 SEASON: Earned starting position at RLB and was playing well before suffering lacerated kidney in second period vs. Oilers (10/15)...On IR for remainder of year...Set career marks with five solo tackles and two interceptions at TB (10/8)...Saw limited action in opener due to pulled hamstring suffered in training camp...Made first start in Week 2 recording seven tackles...Did not start at Det. (9/24) as Bears went with one LB (Singletary) and six DBs to counter Lions' run-and-shoot. **GAMES PLAYED: 6 GAMES STARTED: 4**

PREVIOUS SEASONS: 1988 — Pressed into starting duty at RLB after pre-season injury to Otis Wilson...Started 11 games missing five to injury...Suffered right knee injury at GB (9/25), had arthroscopic knee surgery (9/28), and placed on IR...Activated (11/5) and returned to starting lineup at TB (11/20)...Third on team with three interceptions; all coming in final four weeks of season...Career-high 12 tackles and interception at LA Rams (12/5)...Season finale at Min. (12/19) included interception, nine tackles, and two passes defended. **1987** — Appeared in 10 games as reserve and special teamer...Missed two games (12/6 and 12/14) with pulled hamstring suffered in practice...14 special team tackles earned co-Special Teams Player of Year award by coaches. **1986** — Tied for second with 15 special teams tackles. **1985** — 47-yard interception return off Steve Grogan in fourth quarter of Super Bowl win...Waived prior to season (9/2) but re-signed (9/10).

COLLEGIATE, PERSONAL: Michigan State team captain and MVP as senior after finishing career as second leading tackler (329) in Spartan history...Made 137 tackles while earning first-team All-Big Ten honors by UPI as senior...Honorable mention all-league as junior after pacing squad with 130 tackles...All-state and honorable mention all-America at Flint Powers (MI) High as LB/DB...Enjoys basketball and golf...Food systems economics and management major...Given name James Morrissey...Married (Amy)...Son (Michael) and daughter (Caitlin)...Resides in Mundelein, IL.

Morrissey's Pro Stats

Year/Club	Interceptions				Tkl/Solo	Fum Rec	Force Fum	Pass Def	Sack/Yds	G/GS
	No	Yds	Lg	TD						
1989 Bears	2	0	0	0	23/14	0	0	4	0/0	6/4
1988 Bears	3	13	13	0	68/26	1	0	5	0/0	11/11
1987 Bears	0	0	0	0	0/0	0	0	0	0/0	10/0
1986 Bears	0	0	0	0	7/2	0	0	1	0/0	16/0
1985 Bears	0	0	0	0	12/12	0	0	0	0/0	15/0
Career	5	13	13	0	110/54	1	0	10	0/0	53/15



MUSTER

Playoffs	Interceptions				Tkl/Solo	Fum Rec	Force Fum	Pass Def	Sack/Yds	G/GS
	No	Yds	Lg	TD						
1988	0	0	0	0	8/1	0	1	0	0/0	2/2
1987	0	0	0	0	0	0	0	0	0/0	1/0
1986	0	0	0	0	0/0	0	0	0	0/0	1/0
1985	1	47	47	0	0/0	0	0	1	0/0	3/0
Career	1	47	47	0	8/1	0	1	1	0/0	7/2

Morrissey's Single Game Highs

Tackles: 12 at Rams (12/5/88)

Interceptions: 2 at TB (10/8/89)

Solos: 5 at TB (10/8/89)

BRAD MUSTER

25

Fullback

Stanford

3rd Year

Ht: 6-4

Wt: 232

Born: 4/11/65, Novato, CA

Acquisition: First round (23rd player) of 1988 draft.



PRO CAREER: Became starting fullback last season and emerged as one of Bears' most improved players.

1989 SEASON: Completed season as club's second leading rusher with 82 carries and 327 yards; third in scoring (48 points) and receptions (32); and seventh in receiving yards (259)...Both two-TD games consisted of one rushing and one receiving score...Career-high 84 total yards (73 rushing, 11 receiving) and two TDs vs. Det. (9/24) earned game ball...Missed second-half vs. Eagles in Week 4 due to back injury; underwent surgery in off-season (3/19/90) to correct lower disc...Season-high 68 receiving yards on six catches at GB (11/5)...Career-long 17-yard rush at Min. (12/3) came while stricken with flu and played only part of first quarter. **GAMES PLAYED:** 16 **GAMES STARTED:** 16

PREVIOUS SEASONS: 1988 — Bears' fourth leading rusher (197 yards) and fifth leading receiver (21 for 236)...Split time with Matt Suhey all season...Had 81 total yards (6-38 rush, 2-43 rec.) in season-finale at Min. (12/19)...First pro TD came on 40-yard screen pass at TB (11/20)...Four catches for 35 yards at LA Rams (12/5); three receptions at Det. (10/9) and vs. Cowboys (10/16).

COLLEGIATE, PERSONAL: Recurring ankle injury limited senior productivity...Regained health by mid-season and turned in fine outing vs. USC (87 rush, 56 rec.)...Pac Ten Offensive Player of Year as junior after averaging 147.1 all-purpose yards per game...1,053 yards rushing and 12 TDs—second most yards in school history...61 catches for 565 yards...Best games: vs. Wash. St. (190 rush., 93 rec.), Oregon (151 rushing, two TDs) and UCLA (183 yards, 38 carries, two TDs)...First-team all-Pac Ten as sophomore after catching 78 passes for 654 yards breaking school and conference record held by Gene Washington (71 catches in '68)...Tied conference record with 14 catches (140 yards and two TDs) vs. Ducks...204-yard effort against Cal as freshman...Redshirt in 1983...North Bay (SF) Player of Year at San Marin High School...All-county in basketball...Father is high school football coach, mother is Chicago-area native...Lists Walter Payton among childhood heroes...Enjoys Nintendo, professional wrestling, and music...Degree in economics...Given name Brad William Muster...Wife (Vicki)...Daughter (Kelli)...Resides in Santa Rosa, CA.



PAUL

Muster's Pro Stats

Year/Club	Rushing					Receiving					G/GS
	No	Yds	Avg	Long	TD	No	Yds	Avg	Lg	TD	
1989 Bears	82	327	4.0	20	5	32	259	8.1	25	3	16/16
1988 Bears	44	197	4.5	15	0	21	236	11.2	40	1	16/0
Career	126	524	4.2	20	5	53	495	9.3	40	4	32/16

Also: Returned 3 kickoffs for 33 yards in 1988.

Playoffs

1988	7	14	2.0	9	0	1	9	9.0	9	0	2/0
Career	7	14	2.0	9	0	1	9	9.0	9	0	2/0

Muster's Single Game Highs

Rushes: 10 at Det. (9/24/89); at Clev. (10/23/89)

Yards rushing: 73 at Det. (9/24/89)

Long rush: 20 at Det. (9/24/89)

Receptions: 6 at GB (11/5/89)

Yards receiving: 68 at GB (11/5/89)

Long catch: 40 at TB (11/20/88)



MARKUS PAUL

36

Safety

Syracuse

2nd Year

Ht: 6-2

Wt: 203

Born: 4/1/66, Kissimmee, FL

Acquisition: Fourth round (95th player) of 1989 draft.

Choice from Raiders for Bears' later picks.

PRO CAREER: Will compete for both free and strong safety positions in 1990.

1989 SEASON: Saw action in all 16 games contributing on both defense and special teams...Started in Week 3, as Bears employed six DBs against Lions' run-and-shoot, and finished with nine tackles, two solo, and a caused fumble...Started for injured Gayle vs. Rams (10/29) recording eight tackles, pass defended, and first pro interception which he returned 20 yards...Started following week at GB (11/5) making nine stops...Saw extended action vs. GB (12/17) establishing career-highs with 13 tackles including six solo...Sixth with nine special team tackles. **GAMES PLAYED: 16 GAMES STARTED: 3**

COLLEGIATE, PERSONAL: Did not miss a start in four years as free safety for Syracuse...Broke career interception mark with 19...First-team all-American by Football News, AP and Sporting News...Compiled 76 tackles (47 solo) and two passes defended...AP honorable mention all-American and first-team all-East choice as junior...Led team in interceptions (five) for third straight year...Jim Thorpe award finalist, given to best defensive back in the country...AP honorable mention all-East choice as sophomore...Tied school record for interceptions in a game with three against Temple (accomplished in first half) during freshman season...Seven picks led nation's freshmen...Redshirt in 1984...All-state QB and DB at Osceola (FL) High School leading team to High School Citrus Bowl in 1983...Played in Florida North-South All-Star Game...Standout basketball player...Degree in retailing...Given name Markus Dwayne Paul...Single...Resides in Wheeling, IL.



PERRY

Paul's Pro Stats

Year/Club	Interceptions				Tkl/Solo	Fum Rec	Force Fum	Pass Def	Sack/Yds	G/GS
	No	Yds	Lg	TD						
1989 Bears	1	20	20	0	51/23	0	0	5	0/0	16/3
Career	1	20	20	0	51/23	0	0	5	0/0	16/3

Paul's Single Game Highs

Tackles: 13 vs. GB (12/17/89)

Solos: 6 vs. GB (12/17/89)

WILLIAM PERRY

72

Defensive Tackle

Clemson

6th Year

Ht: 6-2

Wt: 315

Born: 12/16/62, Aiken, SC

Acquisition: First round (22nd player) of 1985 draft.



PRO CAREER: Expected to compete for starting defensive tackle spot...Started 48 games in first four seasons...Became most publicized rookie in NFL history after playing both ways as DT and goal line fullback in 1985...Last appearance in offensive backfield was at Denver (11/16/87).

1989 SEASON: Stepped in as starting DT in Week 5 when Hampton was lost for season...Responded with career-high 11 tackles, five solo, pass defended, and sack vs. TB (10/8) in first start...Made at least five stops in seven of 13 games...Four tackles, two sacks for 21 yards, and fumble recovery at Pit. (11/12)...Injured left knee at Min. (12/3) and placed on IR for remainder of year...Underwent arthroscopic surgery (12/18). **GAMES PLAYED:** 13 **GAMES STARTED:** 9

PREVIOUS SEASONS: 1988 — Started first three games of season at left end before breaking right arm in fourth quarter vs. Min. (9/18)...Placed on IR (9/22) for remainder of season...Nine tackles at Ind. (9/11) and vs. Min...Entered eating disorder clinic just prior to training camp; returned (8/21).

1987 — Started 11 of 12 union games at right tackle...Sixth leading tackler on team with 55 stops, 25 solos...Also had three sacks and two passes defended...Season-high eight tackles vs. KC (11/1)...Reserve role in final regular season game and vs. Redskins in playoffs as Hampton moved inside and Al Harris played end...Fumbled on only carry of season at Denver (11/16). **1986** — Turned in solid performance as full-time starter at right tackle...Seventh on team in tackles (84) and sacks (5)...Had 10-tackle performances vs. Eagles (9/14) and vs. Rams (11/3)...Registered two sacks at TB (11/9); one vs. Eagles, vs. Det. (10/26), and at Dal. (12/21)...Appeared as fullback in goal line situations, but had only one carry during season fumbling vs. GB (11/23)...Five tackles in playoff loss to Redskins. **1985** — Started second half of season at DT, replacing Mike Hartenstine (Hampton moved from end to tackle)...Emergued as fullback vs. GB on Monday Night Football (10/21) and scored on one-yard run while making lead block on two Payton TD runs...Rushed for TD vs. Atl. (11/24)...Caught four-yard TD pass at GB (11/3)...Made first pro sack vs. Min. (10/27) and finished year with five...Two sacks and five tackles in best outing vs. Det. (11/10)...Raced 59 yards after recovering fumble at Det. (12/22)...Five tackles in playoff win over Giants; sack and two stops vs. Rams...One-yard TD run vs. NE in Super Bowl XX...Made debut as ball carrier in final two plays at SF (10/13).



PERRY

COLLEGIATE, PERSONAL: Nicknamed "Refrigerator" by college teammate who took note of Perry's wide configuration while standing in elevator...Outland and Lombardi trophy finalist as senior...Led Clemson as senior with 100 tackles becoming first down lineman to lead team in tackles...All-time Tiger sack leader with 25 (10 as senior) and leader in fumble involvement (caused and recovered) with 15...Led nation in tackles-for-loss with 27 in '84...Most highly recruited player to sign with Clemson after earning Parade and Adidas pre-all-America...Three-sport letterman at Aiken High (SC)...Involved in several product endorsements since October '85...Brother, Michael Dean, is all-pro DL with Cleveland Browns...Avid fisherman and basketball player...Given name William Perry...Married (Sherry)...Daughters (Latavia, Norie Shanta)...Resides in Mundelein, IL.

Perry's Pro Stats

Year/Club	Int/Yds	Tkls/Solo	Fum Rec	Force Fum	Pass Def	Sack/Yds	G/GS
1989 Bears	0/0	61/30	2	0	2	4/36	13/9
1988 Bears	0/0	19/5	0	0	0	0/0	3/3
1987 Bears	0/0	55/25	0	0	2	3/25	12/11
1986 Bears	0/0	84/51	0	2	2	5/42	16/16
1985 Bears	0/0	31/26	2	0	2	5/42	16/9
Career	0/0	250/139	4	2	8	17/145	60/48

Also: 1985: 5 rushes, 7 yards, 2 TDs; 1 rec, 4 yds, TD; 1986: 1 rush, -1 yards, fumble; 1987: 1 rush, 0 yards, fumble.

Playoffs

Year	Int/Yds	Tkls/Solo	Fum Rec	Force Fum	Pass Def	Sack/Yds	G/GS
1988		Did Not Play					
1987	0/0	0/0	0	0	0	0/0	1/0
1986	0/0	5/3	0	0	0	0/0	1/1
1985	0/0	8/7	0	0	0	1/7	3/3
Career	0/0	13/10	0	0	0	1/7	5/4

Also: 1985: 1 rush, 1 yard, 1 TD (Super Bowl).

Perry's Single Game Highs

Tackles: 11 at TB (10/8/89) Sacks: 2 (3 times) Last: at Pit. (11/12/89)
Solos: 8 vs. Rams (11/3/86)

CONSECUTIVE GAMES AND STARTS

(First game of streak in parentheses)

PLAYER	GAMES	STARTS	PLAYER	GAMES	STARTS
Anderson, Neal	32 (9/4/88)	32 (9/4/88)	Johnson, Troy	7 (11/12/89)	0
Armstrong, Trace	10 (10/23/89)	9 (10/29/89)	Jones, Dante	7 (11/12/89)	0
Becker, Kurt	15 (9/17/86)	0	Kozlowski, Glen	15 (9/17/89)	0
Bortz, Mark	55 (10/12/86)	55 (10/12/86)	McMichael, Steve	127 (10/19/81)	101 (10/23/83)
Boso, Cap	22 (11/13/88)	0	Morris, Ron	44 (9/14/87)	0
Buford, Maury	16 (9/10/88)	—	Morrissey, Jim	0	0
Butler, Kevin	76 (9/8/85)	—	Muster, Brad	32 (9/4/88)	16 (9/10/89)
Chapura, Dick	32 (9/4/88)	3 (12/10/89)	Paul, Markus	16 (9/10/89)	0
Covert, Jim	2 (12/17/89)	2 (12/17/89)	Perry, William	0	0
Davis, Wendell	13 (10/2/89)	7 (11/12/89)	Pruitt, Mickey	9 (10/29/89)	0
Dent, Richard	9 (10/29/89)	9 (10/29/89)	Rivera, Ron	91 (9/2/84)	2 (12/17/89)
Douglass, Maurice	0	0	Roper, John	16 (9/10/89)	10 (10/23/89)
Duerson, Dave	1 (12/24/89)	1 (12/24/89)	Singletary, Mike	50 (11/16/86)	50 (11/16/86)
Dyko, Chris	0	1 (12/24/89)	Stinson, Lemuel	0	0
Fontenot, Jerry	16 (9/10/89)	16 (9/10/89)	Tate, David	4 (12/3/89)	3 (12/10/89)
Gayle, Shaun	7 (11/12/89)	7 (11/12/89)	Taylor, Brian	0	0
Gentry, Dennis	56 (10/6/85)	6 (11/19/89)	Thayer, Tom	76 (9/7/85)	32 (9/4/88)
Green, Mark	2 (12/17/89)	2 (12/17/89)	Thornton, Jim	32 (9/4/88)	28 (10/16/88)
Hampton, Dan	0	0	Tomczak, Mike	17 (12/19/88)	0
Harbaugh, Jim	2 (12/17/89)	4 (12/3/89)	Van Home, Keith	5 (11/26/89)	5 (11/26/89)
Hilgenberg, Jay	133 (9/6/81)	100 (10/30/83)	Waddle, Tom	3 (12/10/89)	3 (12/10/89)
Hyche, Steve	0	0	Wojciechowski, John	1 (12/24/89)	1 (12/24/89)
Jackson, Vestee	44 (9/7/89)	9 (10/29/89)	Woolford, Donnell	0	0



PRUITT

MICKEY PRUITT

52

Linebacker

Colorado

3rd Year

Ht: 6-1

Wt: 220

Born: 1/10/65, Bamberg, SC

Acquisition: Signed as undrafted free agent, 5/12/88



PRO CAREER: Primarily used as reserve and special teamer...Four career starts at OLB.

1989 SEASON: Saw action in 14 games on special teams and defense...Finished with seven tackles on special teams and returned two kickoffs (11 and six yards)...Injured thigh at TB (10/8) and was inactive following two games...Made only start of season vs. Det. (12/10) contributing two solo tackles. **GAMES PLAYED: 14 GAMES STARTED: 1**

PREVIOUS SEASONS: 1988— Appeared in 14 regular season games, including three starts...Started at RLB for injured Morrissey vs. Bills (10/2)...Started following week at Det. (10/9) recording four tackles...Career-high six tackles in start vs. SF (10/24) before leaving in fourth quarter with sprained ankle...Inactive following two weeks before playing reserve role in final six games...Interception at end of first-half in playoffs vs. Phil. (12/31)...Also knocked down pass vs. Eagles.

COLLEGIATE, PERSONAL: Three-time all-Big Eight selection at Colorado...AP Honorable mention all-America as senior...116 tackles in final season is school record for defensive back...Started eight games as freshman...Received degree in communications...All-state receiver, running back, and punt returner at Chicago's Robeson High School...Enjoys basketball...Given name Mickey Aaron Pruitt...Single...Resides in Chicago.

Pruitt's Pro Stats

Year/Club	Interceptions				Tkl/Solo	Fum Rec	Force Fum	Pass Def	Sack/Yds	G/GS
	No	Yds	Lg	TD						
1989 Bears	0	0	0	0	6/3	0	0	0	0/0	14/1
1988 Bears	0	0	0	0	13/4	0	0	0	0/0	14/3
Career	0	0	0	0	19/7	0	0	0	0/0	28/4

Also: 2 kick returns for 17 yards in 1989.

Playoffs

1988	1	0	0	0	1/1	0	0	1	0/0	2/0
Career	1	0	0	0	1/1	0	0	1	0/0	2/0

Pruitt's Single Game Highs

Tackles: 6 vs. SF (10/24/88)

Solos: 3 vs. SF (10/24/88)



RIVERA



RON RIVERA

59

Linebacker

California

7th Year

Ht: 6-3

Wt: 235

Born: 1/7/62, Fort Ord, CA

Acquisition: Second round (44th player) of 1984 draft.

PRO CAREER: Became starter midway through '87 season and has been one of steadiest players on defense.

1989 SEASON: Completed season as fourth leading tackler with 96 stops...Three 10-tackle games: at TB (10/8), at Clev. (10/23), and vs. Rams (10/29)...Nine-tackle performances vs. Hou. (10/15), at Min. (12/3), and vs. GB (12/17)...Game ball for eight tackles and interception in victory over Vikings in Week 2...Interception and fumble recovery at GB (11/5)...Did not start in Week 3 at Det.(9/24) as Bears opened with six DBs...Bothered most of season with pulled groin which prevented start in rematch vs Lions (12/10) limiting action to special teams...Nominee for Traveler's Man of the Year award. **GAMES PLAYED: 16 GAMES STARTED: 14**

PREVIOUS SEASONS: 1988 — Started all 18 games at LLB finishing tied for third on club with 88 tackles...Also contributed two interceptions and two sacks...Interceptions came in back-to-back weeks vs. Min. (9/18) and at GB (9/25)...Tied career-high 13 tackles at NE (10/30)...Nine tackles and pass defended at Det. (10/9); eight stops vs. SF (10/24). **1987** — Finished year as starting LLB...Replaced Otis Wilson at GB (11/8) after Wilson sustained knee injury...Started next four games grabbing an interception in first two (11/16 and 11/22)...Returned to reserve role upon Wilson's return at SF (12/14)...Started final game at LA (12/27) and playoff game vs. Wash. **1986** — Recorded 13 tackles vs. Det. (10/16) in first pro start for injured Singletary...Led team with eight tackles in only other start of season two weeks later at TB (11/9)...Most tackles (35) among non-starters...Finished 11th with 25 solos. **1985** — Scored first pro TD on fumble recovery in season finale (12/22) at Det....Had five tackles vs. Atl (11/24) in extensive duty. **1984** — Played in final 15 games after sitting out season opener with bruised shoulder...Set back during rookie season after suffering sciatic nerve injury in first practice which sidelined him during pre-season.

COLLEGIATE, PERSONAL: Finished at Cal as consensus first-team all-America, Lombardi Award finalist, and Pac Ten co-Defensive Player of the Year...Ended senior season with 138 tackles, 26 tackles-for-loss, and 13 sacks...Team's leading tackler as junior with 99, including eight for loss...Had 17 tackles as sophomore vs. Georgia and Oregon St., and as junior against Texas A&M...Three-year letterman in football, basketball and baseball at Seaside (CA) High...Father is career military man...Lived in Germany, Panama, DC, and Maryland before moving to southern California...Sociology major...Received Frito-Lay "Unsung Hero" award in '87...Toured Chicago-area high schools during 1988 season on "Say No To Drugs" campaign...Spokesman for Chicago Fire Department and can be heard in Spanish doing public service announcements endorsing fire alarms...Enjoys golf, racquetball, and Mexican food...Looks towards career in coaching...Given name Ronald Eugene Rivera...Wife (Stephanie) was guard for Cal's womens basketball team...Son (Christopher)...Resides in Berkley, CA.



ROPER

Rivera's Pro Stats

Year/Club	Interceptions				Tkl/Solo	Fum Rec	Force Fum	Pass Def	Sack/Yds	G/GS
	No	Yds	Lg	TD						
1989 Bears	2	1	1	0	96/38	1	1	4	2/19	16/14
1988 Bears	2	0	0	0	88/45	0	1	3	2/17	16/16
1987 Bears	2	19	15	0	38/18	0	0	2	1/1	12/5
1986 Bears	0	0	0	0	35/25	0	0	1	.5/4	16/2
1985 Bears	1	4	0	0	14/12	1	1	0	.5/4	16/0
1984 Bears	0	0	0	0	6/5	0	0	0	0/0	15/0
Career	7	24	15	0	277/143	2	3	10	6/45	91/37
Playoffs										
1988	0	0	0	0	5/2	0	0	0	1/1	2/2
1987	0	0	0	0	5/1	0	0	0	0/0	1/1
1986	0	0	0	0	0/0	0	0	0	0/0	1/0
1985	0	0	0	0	6/6	0	0	0	0/0	3/0
1984	0	0	0	0	1/1	0	0	0	0/0	2/0
Career	0	0	0	0	17/10	0	0	0	1/1	9/3

Rivera's Single Game Highs

Tackles: 13 vs. Det. (10/26/86); at NE (10/30/88) Solos: 9 vs. Det. (10/26/86)

JOHN ROPER

55

Linebacker Texas A&M 2nd Year

Ht: 6-1 Wt: 228

Born: 10/4/65, Yates, TX

Acquisition: Second round (36th player) of 1989 draft. Choice from Miami for Bears' first round.



PRO CAREER: All- rookie selection last year who enters 1990 as starting right linebacker.

1989 SEASON: Forced into starting duty when Morrissey was lost for season in Week 6...Finished with 68 tackles and 4.5 sacks (fourth best on team)...Bears' most decorated rookie, earning all-rookie honors from UPI, College and Pro Football Newsweekly, Pro Football Weekly, and Football Digest...Outstanding game at GB (11/5) registering 14 tackles, 11 solo, two sacks for eight yards, and two caused fumbles...Nine stops and a pass defended following week at Pit (11/12)...Recorded six tackles, five solo, pass defended, and sack in rematch vs. Packers (12/17)...First career sack and interception came at Det. (9/24) while playing as sub....43-yard interception return in same game was longest by a Bear in '89...Intercepted Randall Cunningham late in game following week on Monday night vs. Phil (10/2). **GAMES PLAYED: 16 GAMES STARTED: 10**

COLLEGIATE, PERSONAL: First-team all-SWC as senior...Dick Butkus and Vince Lombardi Awards nominee...Led Aggies with 15 sacks and 28 tackles-for-loss...Named SWC Defensive Player of the Week after compiling seven tackles, two sacks, and a caused fumble in win over Houston...Best outing in college came against TCU; 13 tackles, three sacks, and three forced fumbles...First team all-American by AP, College and Football Newsweekly, and Football Writers Association of America



SINGLETERY

after junior campaign...Earned SWC Defensive Player of the Year after registering a team-high 104 tackles (70 solos), 15 sacks, and 26 tackles-for-loss (139 yards)...Cut nose vs. LSU required 12 stitches, but remained in game...22 tackles (14 solo) and four sacks in reserve role as sophomore...Team-high three forced fumbles...Redshirt in 1984...Named top DL in Houston by the Houston Touchdown Club while attending Yates High School...Selected to numerous post-season listings...Tremendous lower body strength...Tabbed "Ravage" for intense style of play...Agriculture major...Enjoys fishing...Given name John Alfred Roper...Single...Resides in Houston, TX.

Roper's Pro Stats

Year/Club	Interceptions				Tkl/Solo	Fum Rec	Force Fum	Pass Def	Sack/Yds	G/GS
	No	Yds	Lg	TD						
1989 Bears	2	46	43	0	68/41	0	2	6	4.5/16	16/10
Career	2	46	43	0	68/41	0	2	6	4.5/16	16/10

Roper's Single Game Highs

Tackles: 14 at GB (11/5/89)

Sacks: 2 at GB (11/5/89)

Solos: 11 at GB (11/5/89)



MIKE SINGLETARY

50

Linebacker

Baylor

10th Year

Ht: 6-0

Wt: 228

Born: 10/9/58, Houston, TX

Acquisition: Second round (38th player) of 1981 draft.

PRO CAREER: Defensive captain since 1983...Has finished as team's first or second leading tackler each of last eight seasons...Named to NFL Team of the '80s by Pro Football Hall of Fame Board of Selectors...Pro Bowl after 1983, '84, '85, '86, '87, '88, '89 seasons.

1989 SEASON: Led club in tackles (151) for second straight year...Named to seventh straight Pro Bowl; all-NFL by The Sporting News, and AP; all-NFC by UPI and Pro Football Weekly...Turned in seven 10-plus-tackle games...Game ball for season-high 14-tackles, eight solo, pass defended, and fumble caused on Monday night vs. Eagles in Week 4...Along with McMichael, was only defensive player to start all 16 games...Missed second-half of season finale at SF (12/24) with bruised ribs...Grabbed only interception vs. TB (11/19)...13 tackles, seven solo at TB (10/8); 12 stops vs. Hou. (10/15) and vs. TB. **GAMES PLAYED: 16 GAMES STARTED: 16**

PREVIOUS SEASONS: 1988 — Capped off brilliant season by earning sixth consecutive trip to Pro Bowl as one of just two unanimous selections (Reggie White)...Named NFL Defensive Player of the Year by AP and Pro Football Weekly; NFC Defensive Player of Year by UPI and Football News...First-team all-NFL by AP, PFWA, TSN and PFW; first-team all-NFC by UPI and Football News...Led club with a career-high 170 tackles, including 89 solo, also a team best...Established new single game career-high with 16 tackles vs. Cowboys (10/16) and at TB (11/20)...Intercepted pass and recovered fumble at TB...Other top games: 15 tackles vs. TB (11/6) and 14 at NE (10/30)...Had 10+ tackles in eight games. **1987** — Named to virtually every all-pro team...Second on team in tackles (108), solo (55), and forced fumbles (three)...Had 14 tackles at TB (10/25)...Had three other double-digit-tackle



SINGLETARY

performances and twice had nine stops...Both sacks came in season-opening 34-19 win over Giants (9/14)...Injured finger at Min. (12/6) required 12 stitches during game; returned to lead goal-line stand in division-clinching 30-24 win. **1986** — Unanimous all-pro selection...Had 79 tackles in first seven games before pulling groin at Min. (10/19) causing him to break streak of 73 starts...Had 14 tackles vs. Eagles (9/14) and 13 stops vs. Min. (10/5). **1985** — NFL Defensive Player of the Year by AP; NFC Defensive Player of the Year by UPI...Consensus all-NFL choice after 113 tackles...NFC Defensive Player of Week vs. Patriots (9/15) after seven tackles, three sacks and interception...Had 13 tackles and sack in playoffs; two fumble recoveries in Super Bowl XX. **1984** — Leading tackler with 116...Consensus all-NFL...Second with three forced fumbles. **1983** — Team's leading tackler with 148 while being named a consensus all-NFL choice...Led team with four fumble recoveries. **1982** — Tied for second on club with 71 tackles. **1981** — Started last nine games earning all-rookie honors by PFWA, UPI, PFW and Football Digest...Earned first game ball following 10-tackles and forced fumble effort vs. KC (11/8)...Bears received choice to draft him by swapping second round picks with 49ers (to skip past Vikes) and giving SF additional fifth round selection..

COLLEGIATE, PERSONAL: One of greatest players in conference history...Earned consensus all-American honors final two seasons while being tabbed SWC Player of Year both years...Only junior selected to all-SWC Team of the '70s...Averaged 15 tackles per game over career at Baylor...Established school record with 232 tackles in '78...Posted 20+ tackles in four games; 30+ tackles three times including career-high 33 stops vs. Arkansas...Never had fewer than 10 tackles in game...Finalist in '80 Lombardi Trophy voting...Served as team captain final two seasons...Final college stats: 662 tackles, 351 solos, 18 passes defended, six fumble recoveries...Attended Houston's Worthing High...Active in community services speaking to various youth groups in Chicago and Houston: FCA, Hemophilia Foundation of Illinois, Drug and Substance Abuse...Favorite book: "The Amazing Results of Positive Thinking" by Norman Vincent Peale...BA degree in management...Aspires to own health spa/resort...Nickname: Samurai...Uncle of Tampa Bay LB Broderick Thomas...Given name Michael Singletary...Married (Kim)...Daughters (Kristen, Jill) and son (Mathew)...Resides in Lake Forest, IL.

Singletary's Pro Stats

Year/Club	Interceptions				Tkl/Solo	Fum Rec	Force Fum	Pass Def	Sack/Yds	G/GS
	No	Yds	Lg	TD						
1989 Bears	0	0	0	0	151/79	0	2	5	1/2	16/16
1988 Bears	1	13	13	0	170/89	1	0	3	1/3	16/16
1987 Bears	0	0	0	0	108/55	1	3	4	2/14	12/12
1986 Bears	1	3	3	0	129/68	0	1	9	2/15	14/14
1985 Bears	1	23	23	0	113/89	3	0	5	3/24	16/16
1984 Bears	1	4	4	0	116/81	1	3	4	3.5/24	16/16
1983 Bears	1	0	0	0	148/118	4	1	7	3.5/23.5	16/16
1982 Bears	0	0	0	0	71/61	1	1	2	1/9	9/9
1981 Bears	1	-3	-3	0	72/60	0	1	4	0/0	16/9
Career	6	40	23	0	1078/700	11	12	43	17/114.5	131/124

Playoffs

1988	0	0	0	0	13/4	0	0	1	0/0	2/2
1987	0	0	0	0	7/0	0	0	0	0/0	1/1
1986	0	0	0	0	12/7	0	0	0	0/0	1/1
1985	0	0	0	0	15/10	3	0	2	1/11	3/3
1984	0	0	0	0	9/6	0	0	2	0/0	2/2
Career	0	0	0	0	56/27	3	0	5	1/11	9/9

Singletary's Single Game Highs

Tackles: 16 vs. Dal. (10/16/88); at TB (11/20/88) Sacks: 3 vs. NE (9/15/85)
 Solos: 14 at GB (11/3/85)



STINSON



LEMUEL STINSON

32

Cornerback

Texas Tech

3rd Year

Ht: 5-9

Wt: 160

Born: 5/10/66, Houston, TX

Acquisition: Sixth round (161st player) of 1988 draft.

PRO CAREER: Coming off knee surgery...Only returning backup cornerback...Led club with four interceptions in 1989.

1989 SEASON: Led club in interceptions (4) despite appearing in 12 games and starting just four...Second with 15 pass deflections...First interception came in Week 2 vs. Min. (9/17) and was returned 29 yards for TD; seven tackles, four solo, contributed to game ball award...First start of '89 at Det. (9/24) as Bears used six DBs vs. Lions run-and-shoot...Started vs. Eagles (10/2) in Week 4 when Woolford was injured; responded with four tackles, three passes defended, and interception...Career-high in both tackles (10) and solos (seven) at TB (10/8)...Game ball in next start at Pit. (11/12) with six tackles, two passes defended, two interceptions, and blocked punt...Cracked rib on second int. and inactive vs. TB (11/19)...Injured right knee at Min. (12/3) required arthroscopy (12/4) forcing him on IR for remainder of year. **GAMES PLAYED: 12 GAMES STARTED: 4**

PREVIOUS SEASONS: 1988 — Club's third cornerback and special teams player...Made only start at LA Rams (12/5) for Richardson turning in season-high five tackles...Played extensively in second half at Det. (10/9) after injury to Jackson, making two tackles and two passes defended...Returned kickoff for 18 yards vs. SF in NFC Title game...Involved in eight special teams tackles.

COLLEGIATE, PERSONAL: Wide receiver first three seasons at Texas Tech before switching to cornerback as senior...57 tackles, nine passes defended, and four interceptions...Competed on track team finishing fourth in SWC in 110m high hurdles...Missed spring drills prior to junior season to concentrate on track and played without scholarship catching just one six-yard pass...Seven catches for 108 yards as sophomore...Started two games as freshman catching four passes for 58 yards...Two time all-American receiver at Worthing (TX) High (same as Singletary)...Caught 30 passes for 1,000 yards, eight TDs as senior...Won Texas state meet with 13.6 in high hurdles...Hobbies include listening to loud music, fishing, and speaking to kids...Physical education major with 3.2 GPA...Works with Ferrara Pan Candy Company encouraging kids to stay off drugs, out of gangs, and in school...Given name Lemuel Dale Stinson...Married (Kristine)...Resides in Glenview, IL.

Stinson's Pro Stats

Year/Club	Interceptions				Tkl/Solo	Fum Rec	Force Fum	Pass Def	Sack/Yds	G/GS
	No	Yds	Lg	TD						
1989 Bears	4	59	29	1	42/26	0	0	15	0/0	12/4
1988 Bears	0	0	0	0	10/3	0	0	3	0/0	16/1
Career	4	59	29	1	52/29	0	0	18	0/0	28/5

Playoffs: 1 kick return for 18 yards in 1988.

Stinson's Single Game Highs

Tackles: 10 at TB (10/8/89)

Interceptions: 2 at Pit. (11/12/89)

Solos: 7 at TB (10/8/89)



TATE

DAVID TATE

49

Safety

Colorado

3rd Year

Ht: 6-2

Wt: 198

Born: 11/22/64, Denver, CO

Acquisition: Eighth round (208th player) of 1988 draft. Choice from NE for Doug Flutie.



PRO CAREER: Has started eight games in two years (at both free and strong safety)...Expected to challenge for starting job in '90.

1989 SEASON: Made four starts recording at least nine tackles in each game...Opened for injured Duerson in Week 4 vs. Phil (10/2) producing 11 tackles and only interception of year...Next start came 10 games later vs. Det. (12/10)—nine tackles...Following week vs. GB (12/17) managed 11 tackles, including five solo...Set team and career season-high with 18 tackles and 12 solos vs. 49ers in season finale (12/24)...Returned kickoff 12 yards at TB (10/8)...Contributed eight special team tackles...Injured hamstring in season opener caused him to be inactive second week. **GAMES PLAYED: 14 GAMES STARTED: 4**

PREVIOUS SEASONS: 1988 — Second on club with four interceptions in promising rookie campaign...Started four games at FS for an injured Gayle (10/16-11/6)...Appeared in all other regular season games and both playoffs as nickel back...Earned game ball in first pro start vs. Cowboys (10/16) after two interceptions and five tackles...First pro interception came vs. Bills (10/2) setting up TD in 24-3 win...Moved to nickel back at Wash. (11/13), but still managed interception, three tackles, and pass defended...Eight tackles at NE (10/30) and seven vs. TB (11/6).

COLLEGIATE, PERSONAL: Starting cornerback final two seasons at Colorado...Had 84 tackles, six passes defended, three forced fumbles, and two interceptions as senior...Two thefts and six passes defended as junior...Reserve as sophomore; split time between wide receiver and safety as freshman...Football standout at WR and DB at Denver's Mullen High...Averaged 18 points in basketball...Given name David Fitzgerald Tate...Single...Resides in Denver.

Tate's Pro Stats

Year/Club	Interceptions				Tkls/Solo	Fum Rec	Force Fum	Pass Def	Sack/Yds	G/GS
	No	Yds	Lg	TD						
1989 Bears	1	0	0	0	60/28	0	0	2	0/0	14/4
1988 Bears	4	35	17	0	45/20	0	0	4	0/0	16/4
Career	5	35	17	0	105/48	0	0	6	0/0	30/8

Also 1 kick return for 12 yards in 1989.

Playoffs

1988	0	0	0	0	1/0	0	0	0	0/0	2/0
Career	0	0	0	0	1/0	0	0	0	0/0	2/0

Tate's Single Game Highs

Tackles: 18 at SF (12/24/89)

Interceptions: 2 vs. Dal. (10/16/88)

Solos: 12 at SF (12/24/89)

Long interception: 17 vs. Buf (10/2/88)

Deflections: 2 at Det. (10/9/88)



TAYLOR



BRIAN TAYLOR

27

RB/DB

Oregon St.

2nd Year

Ht: 5-10

Wt: 175

Born: 10/1/67, New Orleans, LA

Acquisition: Signed as undrafted free agent, 6/20/89.

PRO CAREER: Active in five games as rookie last year...Will be looked at as cornerback in training camp.

1989 SEASON: One of three undrafted free agents to see action in '89...Signed on with new six man developmental squad...Activated through procedural waivers (11/3)...Saw first action in relief role at Pit. (11/12) rushing twice totalling seven yards...Inactive final two games. **GAMES PLAYED:** 5
GAMES STARTED: 0

COLLEGIATE, PERSONAL: Versatile back who rushed for 403 yards, caught 28 passes, and returned 16 kicks for 306 yards in senior year...Four TDs ranked third on team...Sixth on OSU career all-purpose yardage (2,393)...Led OSU with 411 yards rushing in '87...Compiled three 200 all-purpose yard games...80-yard TD rush in '87 and 70-yard TD rush in '88 both came against San Jose State...Transferred from Laney JC (Calif) where he was team captain and named honorable mention all-Northern California JC...Father (Roosevelt) played professional football for 14 years (1961-75) as free safety for Bears (1961-68), 49ers, and Redskins...Prepped at St. Augustine (LA) High...Hobbies include playing spades, bowling, and watching videos...Given name Brian Teon Taylor...Single...Resides in Buffalo Grove.

Taylor's Pro Stats

Year/Club	Rushing					Receiving					G/GS
	No	Yds	Avg	Lg	TD	No	Yds	Avg	Lg	TD	
1989 Bears	2	7	3.5	7	0	0	0	0.0	0	0	5/0
Career	2	7	3.5	7	0	0	0	0.0	0	0	5/0

MIDDLE LINEBACKERS

Between Hall of Fame middle linebacker Dick Butkus (1965-73) and current middle linebacker Mike Singletary (1981-), three other players manned the post: Dan Rives (1973-75), Larry Ely (1975), and Tom Hicks (1976-80).



THAYER

TOM THAYER

57

Guard

Notre Dame 6th Year

Ht: 6-4

Wt: 270

Born: 8/16/61, Joliet, IL

Acquisition: Signed as free agent, 6/5/85. Originally selected in fourth round (91st player) of 1983.



PRO CAREER: Played in every game the past five seasons with Bears starting 72 of last 73...Starting right guard since early in '85...Current streak of 32 starts dates back to opener in '88.

1989 SEASON: Did not miss a play in '89 season due to injury (Bortz and McMichael are only others)...Was not called for holding penalty during entire season. **GAMES PLAYED: 16 GAMES STARTED: 16**

PREVIOUS SEASONS: 1988 — Started all 16 games and both playoff tilts at right guard...Year-round weightlifter who ranks among strongest players on team. **1987** — Strong play at right guard earned Pro Bowl alternate selection...Started first 11 union games and playoffs...Reserve in regular season finale at LA Raiders (12/27). **1986** — Started all 16 games at right guard...Received game ball as part of offensive line which paved way for season-high 245 rushing yards vs. TB (12/7). **1985** — Assumed starting RG position in fourth game of season...Selected to PFWA's all-rookie team...Played in 46 games in 1985-86 (23 with USFL's Blitz; 23 with Bears). **1983** — Started final nine games for George Allen's team, helping squad average 181 rushing yards compared to 132-yard average in the 10 games prior...Bears' fourth round draftee, signed with Blitz and played two seasons in USFL.

COLLEGIATE, PERSONAL: All-America standout and four-time letterman at Notre Dame...Played guard, center, and tackle over four years; one game at DT as freshman...Forty consecutive starts beginning midway through freshman season...Honored as ND's top offensive lineman during spring drills as sophomore, junior and senior...Roommate of Dave Duerson during sophomore year...Received degree in public relations...Four-time letterman at Joliet (IL) Catholic High as both offensive and defensive lineman...Led school to 33 straight wins and four consecutive Illinois Class 4A state titles...Lettered in wrestling and track as prep...Brother-in-law of Atlanta Falcons' guard John Scully, also a teammate at ND...Co-owner of sports restaurant with Mike Tomczak in Joliet...Hobbies include biking and deep sea diving...Given name Thomas Allen Thayer...Single...Resides in Northbrook, IL.

Thayer's Pro Stats

Games/Starts: 76/72 — 1985 (16/13); 1986 (16/16); 1987 (12/11); 1988 (16/16); 1989 (16/16)

Playoffs: 7/7 — 1985 (3/3); 1986 (1/1); 1987 (1/1); 1988 (2/2)



THORNTON



JAMES THORNTON

80

Tight End

Cal St-Fullerton 3rd Year

Ht: 6-2

Wt: 242

Born: 2/8/65, Santa Rosa, CA

Acquisition: Fourth round (105th player) of 1988 draft.

PRO CAREER: Has been starting tight end since fourth week of rookie season (1988)...Alternates with Boso as play messenger.

1989 SEASON: Led club with 16.3-yard receiving average...First pro TD was 20-yard game-winner from Tomczak in season opener vs. Cin. (9/10) as part of four-catch, 86-yard performance...Earned game ball for setting career-highs in catches (five), yards (96), and long (36) in Monday night game vs. Phil. (10/2) which also included game-clinching TD...Four catches for 41 yards including third TD of season vs. Hou. (10/15)...Lined up in backfield early in season, but rushed only once for four yards vs. Min. (9/17). **GAMES PLAYED: 16 GAMES STARTED: 16**

PREVIOUS SEASONS: 1988 — Emerged as starter in Week 4 and started more games than any other rookie on club (12)...Opened at GB (9/25) catching season-high three passes for 23 yards...Alternated with Moorehead and Boso...Four two-catch games...15 catches ranked eighth on team...Best game was vs. SF in NFC Championship grabbing four receptions for 52 yards.

COLLEGIATE, PERSONAL: All-Pacific Coast Athletic Association and team MVP as senior after catching 17 passes for 230 yards and two TDs...Missed final three games with knee injury...Had 16 catches as junior, 15 as sophomore...Recruited as QB but switched to tight end midway through freshman season after becoming avid weightlifter...Three-sport star at Analay High in Sebastapol, CA...Completed 76 of 180 passes for 1,008 yards and seven TDs as senior...Twice all-league in football and basketball...Six-foot high jumper in track...Criminal justice major...Nickname: Robocop...Given name James Michael Thornton...Single...Resides in Buffalo Grove, IL.

Thornton's Pro Stats

Year/Club	Rushing					Receiving					G/GS
	No	Yds	Avg	Lg	TD	No	Yds	Avg	Lg	TD	
1989 Bears	24	392	16.3	36	3	1	4	4.0	4	0	16/16
1988 Bears	15	135	9.0	19	0	0	0	0.0	0	0	16/12
Career	39	527	13.5	36	3	1	4	4.0	4	0	32/28
Playoffs											
1988	4	52	13.0	18	0	0	0	0.0	0	0	2/2
Career	4	52	13.0	18	0	0	0	0.0	0	0	2/2

Thornton's Single Game Highs

Receptions : 5 vs. Phil. (10/2/89)

Long: 36 vs. Phil. (10/2/89)

Yards receiving: 94 vs. Phil. (10/2/89)



TOMCZAK

MIKE TOMCZAK

18

Quarterback

Ohio State

6th Year

Ht: 6-1

Wt: 195

Born: 10/23/62, Calumet City, IL

Acquisition: Signed as undrafted free agent, 5/9/85



PRO CAREER: Enters camp in battle with Harbaugh for starting QB spot...Career record of 21-9 (5-6 in '89) as starter (includes playoffs).

1989 SEASON: Began season as starter leading club to four straight victories...11-yard rush for TD capped 95-yard game-winning drive in season opener vs. Cin. (9/10)...Earned game ball in Week 3 at Det. (9/24) completing 17 of 24 for 302 yards, two TDs, and no ints. First 300-yard game by a Bear since McMahon (11/16/87)...Game ball recipient following week vs. Eagles with 24-38-266 and three-TD performance—first of career...Also, 11 consecutive completions vs. Phil...High point of year came vs. TB (11/19) entering game in fourth quarter and connecting on six of seven for 156 yards and three TDs (52-, 26-, 58-yards) in under three minutes...Season-long 79-yard TD pass to Gentry came off broken play vs. Hou. (10/15)...Eleven of 16 TDs, and all three three-TD performances, came at Soldier Field: Phil., Hou., TB...Did not start for three games beginning at GB (11/5)...Returned to starting role at Wash. (11/26) hitting 13 of 24 for 137 yards...Suffered torn rib cartilage in first quarter vs. Det. (12/10) which limited action in final two games...Underwent off-season arthroscopic surgery on right (throwing) shoulder (1/22/90). **GAMES PLAYED: 16 GAMES STARTED: 11**

PREVIOUS SEASONS: 1988 — Back-up role first half of season before being pressed into duty Week 9 at NE (10/30) after McMahon injured knee...Started next four games before suffering separated left shoulder vs. GB (11/27) which sidelined him next two games...Completed 18 of 26 for 269 yards and two TDs at TB (11/6)...Led team to impressive 34-14 win at Wash. (11/13) completing 15 of 26 for 229 yards and TD...Returned to lineup for season finale at Min. (12/19) throwing for 285 completing 16 of 32, two TDs, one int...Led club to Fog Bowl playoff win over Eagles (12/31) hitting 10 of 20 for 172 yards including 64-yard TD to McKinnon...Reinjured shoulder in fourth quarter vs. Eagles and saw relief duty in NFC Title game vs. SF (1/8)...Led club in TD passes (seven)...Kick holder in first nine games...Off-season surgery on left shoulder (1/13/89). **1987** — Started six games as team's second quarterback...Started season opener vs. Giants (while McMahon continued rehab) completing 20 of 34 for 292 yards...Started next two union games (9/20 and 10/25) before returning to back-up...Replaced McMahon in second half at Min. (12/6) and threw 38-yard TD to Gentry in final minute of 30-24 win...Career-high 298 yards while completing 21 of 36 aerials vs. Sea. (12/20)...Held for FG/PATs final nine games of season. **1986** — Seven starts was most among Bear QBs...Won every start...Three 200-yard passing performances including game ball efforts at TB (11/9) 11-24-265 and TD (first of career; to Gault); also vs. Pit. (11/30) 19-30-235 yards...Relieved injured McMahon in season opener vs. Clev. (9/7) guiding team to 10 fourth quarter points in 41-31 win...Started next two games before McMahon returned to lineup...Started five of last seven games as McMahon went on IR for season...Bruised leg in first quarter at Det. (12/15) and missed remainder of game and forced limited action as reserve in following game at Dal. (12/21)...85-yard pass to Moorehead at Atl. (11/16) tied for longest pass play of season in NFL...Led team in attempts (151) and yards (1,105). **1985** — Played in six games as team's third QB...Fourth quarter appearance in Super Bowl XX...Two of four vs. Falcons (11/24) in first pro throwing performance.



TOMCZAK

COLLEGIATE, PERSONAL: Three-year starter at Ohio State, leading team to 9-3 record each season...Second leading passer in Buckeye history in attempts (675), completions (376), yards (5,569), TDs (32), and total offense (6,015)...Completed 145 of 244 for 1,952 as senior...Broke leg during spring practice prior to final year but returned in third week leading Buckeyes to Big Ten title and Rose Bowl...Prepped at Thornton Fractional North High in Calumet City, IL where father Ron is head coach...Collects contemporary jazz music and teddy bears...Given name Michael John Tomczak...Single...Resides in Glencoe, IL.

Tomczak's Pro Stats

Year/Club	Passing								Rushing						
	Att	Cmp	Yds	Pct	Lg	TD	Int	Rating	No	Yds	Avg	Lg	TD	G/GS	
1989 Bears	306	156	2058	51.0	79	16	16	68.2	24	71	3.0	18	1	16/11	
1988 Bears	170	86	1310	50.6	76	7	6	75.4	13	40	3.1	17	1	14/5	
1987 Bears	178	97	1220	54.5	56	5	10	62.0	18	54	3.0	10	1	12/6	
1986 Bears	151	74	1105	49.0	85	2	10	50.2	23	117	5.1	16	1	13/7	
1985 Bears	6	2	33	33.3	24	0	0	52.8	2	3	1.5	3	0	6/0	
Career	811	415	5726	51.2	85	30	42	64.9	80	285	3.6	18	5	61/29	
Playoffs															
1988	16	32	227	50.0	64	1	0	83.7	1	0	0.0	0	0	2/1	
1987	0	0	0	0.0	0	0	0	0	0	0	0.0	0	0	1/0	
1986	0	0	0	0.0	0	0	0	0	0	0	0.0	0	0	1/0	
1985	0	0	0	0.0	0	0	0	0	0	0	0.0	0	0	1/0	
Career	16	32	227	50.0	64	1	0	83.7	1	0	0.0	0	0	5/1	

Tomczak's Single Game Highs

Attempts: 38 vs. Phil. (10/2/89) Interceptions: 4 at SF (12/14/87); vs. Hou. (10/15/89)
 Completions: 24 vs. Phil. (10/2/89) Rushes: 5 vs. Cin. (9/10/89)
 Yards: 302 at Det. (9/24/89) Yards rushing: 21 at SF (12/24/89)
 TDs: 3 (3 times) Last: vs. TB (11/19/89) Long rush: 18 at SF (12/24/89)
 Long: 85 at Atl. (11/16/86)

1985

DATE	W/L	OPPONENT	ATT	CMP	YDS	PCT	TD	INT	TKLD/LST	LG	RUSHING			
											RU	YD	TD	LG
9/8	W	Tampa Bay												
9/15	W	New England												
9/19	W	@ Minnesota												
9/29	W	Washington	0	0	0	0.0	0	0	0/0	0	0	0	0	0
10/6	W	@ Tampa Bay												
10/13	W	@ San Francisco												
10/21	W	Green Bay	0	0	0	0.0	0	0	0/0	0	1	0	0	0
10/27	W	Minnesota												
11/3	W	@ Green Bay												
11/10	W	Detroit	0	0	0	0.0	0	0	0/0	0	0	0	0	0
11/17	W	@ Dallas	0	0	0	0.0	0	0	0/0	0	0	0	0	0
11/24	W	Atlanta	4	2	33	50.0	0	0	0/0	24	1	3	0	3
12/2	L	@ Miami												
12/8	W	Indianapolis												
12/14	W	@ NY Jets												
12/22	W	@ Detroit	2	0	0	0.0	0	0	0/0	0	0	0	0	0
PLAYOFFS														
1/5/86	W	NY Giants												
1/12/86	W	LA Rams												
1/26/86	W	New England (@ New Orleans)	0	0	0	0.0	0	0	0/0	0	0	0	0	0



TOMCZAK

1986

DATE	W/L	OPPONENT	ATT	CMP	YDS	PCT	TD	INT	TKLD/LST	LG	RUSHING			
											RU	YD	TD	LG
9/7	W	Cleveland	6	3	48	50.0	0	0	0/0	31	0	0	0	0
*9/14	W	Philadelphia	20	10	116	50.0	0	2	2/16	27	2	14	0	11
*9/22	W	@ Green Bay	13	9	74	69.2	0	0	0/0	18	2	5	0	5
9/28	W	@ Cincinnati	1	0	0	0.0	0	0	0/0	0	0	0	0	0
10/5	W	Minnesota	DID NOT PLAY											
10/12	W	@ Houston	DID NOT PLAY											
10/19	L	@ Minnesota	2	0	0	0.0	0	1	0/0	0	1	9	0	9
10/26	W	Detroit	DID NOT PLAY											
11/3	L	LA Rams	8	2	28	25.0	0	0	1/7	20	0	0	0	0
*11/9	W	@ Tampa Bay	24	11	265	45.8	1	1	1/7	50	1	1	1	1
*11/16	W	@ Atlanta	22	9	203	40.9	0	2	0/0	85	6	36	1	14
11/23	W	Green Bay	6	3	7	50.0	0	0	0/0	4	2	-1	0	0
*11/30	W	Pittsburgh	30	19	235	63.3	0	2	0/0	27	4	26	0	16
*12/7	W	Tampa Bay	11	7	108	63.6	1	1	0/0	41	5	27	1	9
*12/15	W	@ Detroit	2	0	0	0.0	0	0	0/0	0	0	0	0	0
12/21	W	@ Dallas	6	1	21	16.7	0	1	0/0	21	0	0	0	0

PLAYOFFS

1/3/87	L	Washington	DID NOT PLAY											
--------	---	------------	--------------	--	--	--	--	--	--	--	--	--	--	--

1987

DATE	W/L	OPPONENT	ATT	CMP	YDS	PCT	TD	INT	TKLD/LST	LG	RUSHING			
											RU	YD	TD	LG
*9/14	W	NY Giants	34	20	292	58.8	2	2	0/0	56	3	5	1	3
*9/20	W	Tampa Bay	27	15	150	55.6	1	2	1/0	46	1	10	0	10
9/27	--	@ Detroit	STRIKE (Cancelled)											
10/4	W	@ Philadelphia	STRIKE											
10/11	W	Minnesota	STRIKE											
10/18	L	New Orleans	STRIKE											
*10/25	W	@ Tampa Bay	10	6	45	60.0	0	1	1/0	20	0	0	0	0
11/1	W	Kansas City	0	0	0	0.0	0	0	0/0	0	0	0	0	0
11/8	W	@ Green Bay	2	2	9	100.0	0	0	0/0	7	0	0	0	0
11/16	L	@ Denver	0	0	0	0.0	0	0	0/0	0	0	0	0	0
11/22	W	Detroit	5	4	62	80.0	0	0	0/0	22	0	0	0	0
11/29	W	Green Bay	0	0	0	0.0	0	0	0/0	0	1	-1	0	-1
12/6	W	@ Minnesota	12	6	96	50.0	1	0	2/11	38	0	0	0	0
*12/14	L	@ San Francisco	25	11	122	44.0	0	4	0/0	19	2	10	0	8
*12/20	L	Seattle	36	21	298	58.3	1	2	3/20	31	8	24	0	9
*12/27	W	@ LA Raiders	27	12	146	44.4	0	0	1/0	25	4	4	0	3

PLAYOFFS

1/10/88	L	Washington	0	0	0	0.0	0	0	0/0	0	0	0	0	0
---------	---	------------	---	---	---	-----	---	---	-----	---	---	---	---	---

1988

DATE	W/L	OPPONENT	ATT	CMP	YDS	PCT	TD	INT	TKLD/LST	LG	RUSHING			
											RU	YD	TD	LG
9/4	W	Miami	0	0	0	0.0	0	0	0/0	0	0	0	0	0
9/11	W	@ Indianapolis	0	0	0	0.0	0	0	0/0	0	0	0	0	0
9/18	L	Minnesota	12	3	28	25.0	0	2	0/0	18	1	2	0	2
9/25	W	@ Green Bay	1	0	0	0.0	0	0	0/0	0	0	0	0	0
10/2	W	Buffalo	0	0	0	0.0	0	0	0/0	0	0	0	0	0
10/9	W	@ Detroit	22	12	158	54.5	1	0	1/11	31	1	0	0	0
10/16	W	Dallas	0	0	0	0.0	0	0	0/0	0	0	0	0	0
10/24	W	San Francisco	0	0	0	0.0	0	0	0/0	0	0	0	0	0
10/30	L	@ New England	13	5	70	38.5	0	0	0/0	26	0	0	0	0
*11/6	W	Tampa Bay	26	18	269	69.2	2	1	0/0	45	3	28	0	17
*11/13	W	@ Washington	26	15	229	57.7	1	0	1/12	45	3	5	1	4
*11/20	W	@ Tampa Bay	21	9	179	42.9	1	2	0/0	44	0	0	0	0
*11/27	W	Green Bay	17	8	92	47.1	0	0	2/19	18	3	5	0	3
12/5	L	@ LA Rams	DID NOT PLAY - SHOULDER											
12/11	W	Detroit	DID NOT PLAY - SHOULDER											
*12/19	L	@ Minnesota	32	16	285	50.0	2	1	1/5	76	2	0	0	0

PLAYOFFS

*12/31	W	Philadelphia	20	10	172	50.0	1	0	0/0	64	1	0	0	0
1/8/89	L	San Francisco	12	6	55	50.0	0	0	0/0	13	0	0	0	0

* Started game



VAN HORNE

1989

DATE	W/L	OPPONENT	ATT	CMP	YDS	PCT	TD	INT	TKLD/LST	LG	RUSHING			
											RU	YD	TD	LG
*9/10	W	Cincinnati	24	10	159	41.7	1	2	0/0	29	5	14	1	11
*9/17	W	Minnesota	26	10	142	38.5	1	1	0/0	24	2	1	0	2
*9/24	W	@ Detroit	25	17	302	68.0	2	0	0/0	55	2	19	0	17
*10/2	W	Philadelphia	38	24	266	63.2	3	1	0/0	36	1	2	0	2
*10/8	L	@ Tampa Bay	29	16	162	55.2	1	1	0/0	34	2	4	0	2
*10/15	L	Houston	29	20	247	69.0	3	4	1/11	79	3	1	0	2
*10/23	L	@ Cleveland	17	4	76	23.5	0	1	0/0	31	0	0	0	0
*10/29	W	LA Rams	16	4	29	25.0	0	0	0/0	13	0	0	0	0
11/5	L	@ Green Bay	0	0	0	0.0	0	0	0/0	0	0	0	0	0
11/12	W	@ Pittsburgh	3	1	1	33.3	0	0	0/0	10	2	-3	0	-1
11/19	L	Tampa Bay	7	6	156	85.7	3	0	1/12	58	0	0	0	0
*11/26	L	@ Washington	24	13	137	54.2	1	2	0/0	20	2	10	0	10
*12/3	L	@ Minnesota	33	13	180	39.4	1	2	2/19	50	3	2	0	1
*12/10	L	Detroit	8	4	45	50.0	0	0	1/11	23	0	0	0	0
12/17	L	Green Bay	0	0	0	0.0	0	0	0/0	0	0	0	0	0
12/24	L	@ San Francisco	30	14	147	46.7	0	2	1/5	26	2	21	0	18



KEITH VAN HORNE

78

Offensive Tackle

USC

10th Year

Ht: 6-7

Wt: 280

Born: 11/6/57, Mt. Lebanon, PA

Acquisition: First round (11th player) of 1981 draft.

PRO CAREER: Club's starting right tackle since 1981...Has missed just seven games since joining the team in 1981...118 career starts is most by any Bear offensive player.

1989 SEASON: Started 15 of 16 games and maintains honor of starting more games on offense than any current Bear...Injured neck at GB (11/5), but started next week at Pit. (11/12)...Unable to play following week vs. TB (11/19). **GAMES PLAYED: 15 GAMES STARTED: 15**

PREVIOUS SEASONS: 1988 — Started first 14 games at RT before suffering leg bruise in fourth quarter at LA Rams (12/5)...Played a reserve role following week vs. Det. (12/11) and was inactive for finale at Min. (12/19)...Returned to start both playoff games...Earned game ball for outstanding performance vs. Eagles' Reggie White in playoffs. **1987** — Started all 12 union games at right tackle...Played with assorted injuries much of the season...Minor surgery to repair injured left Achilles tendon (1/26/87). **1986** — Started all 16 games plus playoff contest vs. Redskins (1/3/87)...Hampered by strained neck throughout the season...Originally hurt neck in opener vs. Browns (9/7) and missed most of fourth quarter...Left game at Min. (10/19) in second half with same problem...Helped Bears pace NFC in fewest sacks allowed (24). **1985** — Turned in solid campaign playing especially well in playoffs and Super Bowl. **1984** — Started 14 games, missing two contests with pulled hamstring. **1983** — Ankle injury cut short season after starting first 10 games. **1982** — Started all nine games. **1981** — PFWA, UPI, Football Digest all-rookie choice after starting final 12 games...Played LT in pre-season before making permanent switch to RT...First lineman chosen in '81 draft.



WADDLE

COLLEGIATE, PERSONAL: Academic all-American as senior...Consensus all-America at USC as senior and runner-up to Pitt's Mark May for '80 Outland Trophy...Academic all-Pac Ten final two seasons...Trojans were 39-7-2 in his four years...Two-year all-conference TE/DL at Fullerton (CA) High (former-President Nixon's school)...Recruited by USC as 230-pound TE...Brother Peter was signed by Cubs in '77 as first baseman/center fielder...Earned BA degree in broadcast journalism...Part-time disc jockey for WCKG radio in Chicago...Mother resides in Clarendon Hills, IL...Enjoys music and travelling...Given name Keith Van Horne...Single...Resides in Riverwoods, IL.

Van Horne's Pro Stats

Games/Starts: 125/118 — 1981 (14/12); 1982 (9/9); 1983 (14/10); 1984 (14/14); 1985 (16/16); 1986 (16/16); 1987 (12/12); 1988 (15/14); 1989 (15/15)

Playoffs: 9/9 — 1984 (2/2); 1985 (3/3); 1986 (1/1); 1987 (1/1); 1988 (2/2)

TOM WADDLE

87

Wide Receiver Boston College 2nd Year

Ht: 6-0 Wt: 181

Born: 2/20/67, Cincinnati, OH

Acquisition: Signed as undrafted free agent, 5/16/89.



PRO CAREER: One of three undrafted free agents to see action...Active for three games.

1989 SEASON: Caught first pro pass in season finale vs. SF (12/24) for eight yards...Opened season on developmental squad...Activated through a "free move" in Week 2 vs. Vikes (9/17), but did not play...Returned to developmental squad through waivers (9/22)...Re-activated through procedural waivers (12/8) and saw action vs. Det. (12/10) returning a punt for two yards...Participated on special teams next week vs. GB...Caught 59-yard pass against Raiders in pre-season finale. **GAMES PLAYED: 3 GAMES STARTED: 0**


COLLEGIATE, PERSONAL: Caught passes in 26 straight games at Boston College...Holds Eagles' career reception mark with 139...His 70 catches in '88 broke single season mark previously held by Cleveland Browns' Brian Brennan...13 receptions vs. TCU also established a school mark...Led receivers with 902 yards and five touchdowns...Honorable mention all-American by UPI and AP...Named to first-team all-East by both wire services...Captained baseball team and was all-state receiver at Cincinnati's Moeller High...Degree in finance...Given name Gregory Thomas Waddle...Single...Resides in Buffalo Grove, IL.

Waddle's Pro Stats

Year/Club	Receiving					Punt Returns					G/GS
	No	Yds	Avg	Lg	TD	No	Yds	Avg	Lg	TD	
1989 Bears	1	8	8.0	8	0	1	2	2.0	2	0	3/0
Career	1	8	8.0	8	0	1	2	2.0	2	0	3/0



WOJCIECHOWSKI



JOHN WOJCIECHOWSKI 73

Guard Michigan St. 4th Year
Ht: 6-4 Wt: 265
Born: 7/30/63, Detroit, MI
Acquisition: Signed as free agent, 5/8/87.

PRO CAREER: Valuable reserve who can play every position on offensive line except center.

1989 SEASON: Saw action in 13 of 16 games including one start...Injured back while playing second half at Min. (12/3) for injured Covert...Managed to start following week vs. Det. (12/10). **GAMES PLAYED: 13 GAMES STARTED: 1**

PREVIOUS SEASONS: **1988** — Started 11 games; nine at left tackle for Covert and two at right tackle for Van Horne...Named Frito-Lay Unsung Hero of Year by Bears' broadcasters...Played second half of season with right knee injury...Off-season arthroscopy (1/20/89). **1987** — Club's best offensive lineman during non-union games...Released by team in final cutdown (9/7) and returned to team (9/23)...Became valuable when Covert suffered shoulder problems late in season...Started final game at LA Raiders (12/27) at left tackle, replacing Blair. **1986** — Joined Buffalo Bills as free agent in 1986, but released prior to season.

COLLEGIATE, PERSONAL: Four-year letterman, first-team all-Big Ten as senior for Michigan St....Honorable mention all-league as junior...Played defensive line as freshman and sophomore...All-state DT at Warren (OH) Fitzgerald High...State heavyweight wrestling champion...Education degree...Working as school teacher when Bears re-signed him during strike...Nickname: Wojo...Given name John Stanley Wojciechowski...Single...Resides in Mundelein, IL.

Wojciechowski's Pro Stats

Games/Starts: 35/16 — 1987 (6/4); 1988 (16/11); 1989 (13/1)

Playoffs: 3/0 — 1987 (1/0); 1988 (2/0)

LARGEST MARGIN OF VICTORY & DEFEAT

Bears Win				Bears Lose			
73*	at Washington	12/8/40	73-0	52	at Baltimore	9/27/64	52-0
57	at Baltimore	11/25/62	57-0	49	at Green Bay	9/30/62	49-0
54	vs. Green Bay	12/7/80	61-7	47	at Houston	11/6/77	47-0
49	at New York Giants	11/14/43	56-7	42	at Cleveland	12/11/60	42-0
49	vs. Detroit	10/19/41	49-0	42	at Detroit	9/22/68	42-0
				42	at Washington	12/15/74	42-0

* Playoff game



WOOLFORD

DONNELL WOOLFORD 21

Cornerback Clemson 2nd Year

Ht: 5-9 Wt: 188

Born: 1/6/66, Fayetteville, NC

Acquisition: First round (11th player) of 1989 draft.

Choice from Raiders for Willie Gault.



PRO CAREER: Stepped in at corner and given task of covering opponent's top receiver: Packers' Sterling Sharpe, Rams' Henry Ellard, Buccaneers' Mark Carrier, Redskins' Gary Clark.

1989 SEASON: Led club with 19 passes defended...Hampered all season with injuries...Separated shoulder making diving interception vs. Vikes (9/17) in Week 2 and inactive for following three weeks...Returned vs. Hou. (10/15) to make four tackles and second interception...Three tackles, three passes defended, and third interception while covering Rams' Ellard (10/29)...Held Packers' Sharpe to two catches; made three tackles, and defended three passes at GB (11/5)...Minor car accident (11/6) resulted in staph infection of left eye causing him to miss game at Pit. (11/12)...Returned vs. TB (11/19) making eight tackles and knocking down a season-high five passes...Season-high in tackles (nine) and solos (seven) at Wash. (11/26)...Broke hand in Week 15 and unable to play in season finale vs. SF (12/24). **GAMES PLAYED: 11 GAMES STARTED: 11**

COLLEGIATE, PERSONAL: First-team all-American selection by Sporting News, Kodak, and UPI...Finalist for the Jim Thorpe award, given to the nation's premier defensive back...Led ACC with 15 pass deflections and was never scored upon as senior...Tallied 61 tackles (40 solo), caused three fumbles and had one interception...One of the premier punt returners in the nation (29 punts for 192 yards)...First cornerback in Tiger history selected as first-team all-American squad (Kodak, Football Coaches Association)...AP first-team all-ACC as junior...Tied school record for pass deflections with 15...Picked-off career-high five passes...Became first player at Clemson since 1970 to return punt for a TD...78-yard TD return vs. Georgia Tech was best in conference...Five returns for 126 yards in same game was second best single game effort in Tiger history...15.0 yard average was third in the nation...Second in ACC behind teammate Delton Hall (Steelers) with 12 passes defended as sophomore...Compiled 21 tackles (12 solos), two pass deflections and one interception as freshman...Had Tigers' longest int. return of year (34 yards)...All-conference selection at Douglas Byrd High (NC) for three years in football, basketball, and track...Industrial education major...Given name Donnell Woolford...Single...Resides in Buffalo Grove, IL.

Woolford's Pro Stats

Year/Club	Interceptions				Tkl/Solo	Fum Rec	Force Fum	Pass Def	Sack/Yds	G/GS
	No	Yds	Lg	TD						
1989 Bears	3	0	0	0	56/36	0	0	19	0/0	11/11
Career	3	0	0	0	56/36	0	0	19	0/0	11/11

Also 1 punt return for 12 yards in 1989.

Woolford's Single Game Highs

Tackles: 9 at Wash. (11/26/89)

Deflections: 5 vs. TB (11/19/89)

Solos: 7 at Wash. (11/26/89)



1990 DRAFT CHOICES

Rd	Player	Pos	College	Rd	Player	Pos	College
1.	Carrier, Mark	S	USC	7.	Anderson, Bill	C	Iowa
2a.	Washington, Fred	DT	TCU		(from Raiders for Bears' seventh round pick)		
2b.	Cox, Ron	LB	Fresno St.	8.	Rouse, James	RB	Arkansas
	(from San Diego in Jim McMahon trade)			9.	Bailey, Johnny	RB	Texas A&I
3a.	Ryan, Tim	DT	USC	10.	Price, Terry	DT	Texas A&M
3b.	Willis, Peter Tom	QB	Florida St.	11a.	White, Brent	DE	Michigan
	(from Raiders in Willie Gault trade)			11b.	Matusz, Roman	T	Pittsburgh
4.	Moss, Tony	WR	LSU		(from Raiders for Bears' seventh round pick)		
5.	Chaffey, Pat	FB	Oregon St.	12.	Cooney, Anthony	DB	Arkansas
6.	Mangum, John	DB	Alabama				

See page 155 for Bears' all-time first round selections and page 156 for drafts from 1979-89.



MARK CARRIER

20

Safety

USC

Ht: 6-1

Wt: 180

Born: 4/28/68, Lake Charles, LA

Acquired: First round (6th player) of 1990 draft.

COLLEGE CAREER: Follows in the mold of former USC defensive backs such as Dennis Smith (Broncos), Joey Browner (Vikings), and Ronnie Lott (49ers)...Runs the 40 in 4.5 and is an exceptional hitter...Three-year starter who finished with 13 interceptions (13th in school history) and 336 tackles...Applied for draft after junior season.

JUNIOR — First team all-America by Sporting News, Football News, Associated Press, Kodak, Football Writers Association and Walter Camp...Also made every all-Pac Ten list...Winner of Jim Thorpe Award, given annually to the premier defensive back in college football...Led conference and finished 11th in nation with seven interceptions—most in USC history since Lott's eight in 1980...107 tackles ranked second on Trojans...Also recovered three fumbles and deflected 10 passes...Season-high 16 tackles, interception, and fumble recovery vs. Notre Dame...Had 14 tackles, interception and two fumble recoveries vs. UCLA...Two interceptions vs. Washington and 10 stops vs. Michigan in Rose Bowl...**SOPHOMORE** — UPI first-team all-America choice and consensus first-team all Pac Ten...One of 16 finalists for the Jim Thorpe Award...Ranked second on team with 114 tackles...17 tackles vs. Oregon State...Registered 17 of his 34 career pass deflections...**FRESHMAN** — Second-team freshman all-America...Selected as nation's top freshman defensive back by Sporting News...Had collegiate career best of 115 tackles...Deflected seven passes and had four interceptions...Pac Ten Player of Week after making seven tackles (one for a loss), recovering a fumble, deflecting a pass, and picking off a pair of passes—returning one 29 yards to set up the game-winning score and having a 72-yard return called back by penalty...Collegiate-high 20 tackles against Notre Dame...Redshirt in 1986 after fracturing left foot.



1990 DRAFT CHOICES

PERSONAL: USA Today, Parade, and Adidas all-American and one of most highly recruited players in country coming out of Long Beach (CA) Poly High....Three year starter at free safety, totaling 14 interceptions...Chose USC to stay close to his father (Willie) who lives in Long Beach and was paralyzed in a 1979 automobile accident...Communications major...Single.

Carrier's College Stats						
Year/Club	Int/Yds	Tkls/Solo	Fum Rec	Force Fum	Pass Def	Sacks
1989 Trojans	7/54	107/68	3	0	10	0
1988 Trojans	2/23	114/60	0	1	17	0
1987 Trojans	4/54	115/63	3	0	7	1
1986 Trojans		Redshirt — Broken foot				
Career	13/131	336/191	6	1	34	1

FRED WASHINGTON

91

Defensive Tackle TCU

Ht: 6-2 **Wt:** 277

Born: 7/11/67, Denison, TX

Acquired: Second round (32nd player) of 1990 draft.



COLLEGE CAREER: Three year starter who can play both tackle and end...5.05 in 40-yard dash...Strongest player on the Horned Frogs...Entered TCU at 215 pounds.

SENIOR — Missed three complete games and saw limited action in three others due to an ankle sprain suffered vs. Texas A&M...Still managed to record 47 tackles (29 solos) with three sacks and nine tackles-for-loss...Season opening game vs. Missouri included 11 tackles, one sack, two tackles-for-loss and three pressures...Nine tackles and two sacks before leaving in second quarter vs. Texas A&M with injury...Closed out career with six tackles and a two QB pressures vs. Texas...**JUNIOR** — Ranked fourth on squad with 62 tackles (36 solos), 2.5 sacks and 12 tackles-for-loss...Five tackles, two sacks and an interception that set up field goal in 24-14 win over Baylor...**SOPHOMORE** — Rotated at both defensive tackle spots and finished with 42 stops, 4.5 sacks and nine tackles-for-loss...Best game was a seven-tackle and sack performance in 19-10 win over North Texas State...**FRESHMAN** — Performed mostly on special teams recording seven tackles...Added 50 pounds between following season...Redshirt as a true freshman.

PERSONAL: Led Denison (TX) High School to 16-0 record and state title as senior...Caught 23 passes for 395 yards and five TDs as a tight end in addition to his duties as a defensive end...Criminal justice major...Single.

Washington's College Stats							
Year/Club	Int/Yds	Tkls/Solo	Tkl-for-loss	Fum Rec	Force Fum	Pass Def	Sacks
1989 Frogs	0/0	47/29	9	0	1	1	3
1988 Frogs	0/0	62/36	12	0	0	1	2.5
1987 Frogs	0/0	42/26	9	0	0	2	4.5
1986 Frogs	0/0	7/2	0	0	0	0	0
1985 Frogs		Redshirt — Freshman					
Career	0/0	158/93	30	0	1	4	10



1990 DRAFT CHOICES



RON COX

54

Linebacker

Fresno State

Ht: 6-2

Wt: 242

Born: 2/27/68, Fresno, CA

Acquired: Second round (33rd player) of 1990 draft.
Choice from San Diego for Jim McMahon.

COLLEGE CAREER: Strong, mobile pass rusher who tallied a school record 50 sacks in career...4.54 in the 40-yard dash; bench presses over 400 pounds...Three-year starter who applied for NFL draft following junior season.

JUNIOR—All-Big West conference first-team and league's Most Valuable Defensive Player...Second-team all-America choice by Sporting News and Football News...Finalist for Butkus award, given annually to nation's top linebacker...Had 28 sacks for 167 lost yards; also 104 stops and 40 tackles-for-loss totalling 225 yards...Two interception returns totaled 75 yards including 58-yarder for TD in California Bowl...Sporting News' National Defensive Player of Week vs. Cal-Fullerton after seven sacks, 17 tackles and eight tackles for lost yards, a pass deflection and two forced fumbles...Three-plus sacks in four other contests...**SOPHOMORE**—Honorable mention all-America by Sporting News and Associated Press...First-team all Big West selection...Led a defense that allowed just 254 yards/game—ninth best in nation...Led team with 14.5 sacks; second on team with 78 tackles...Started every game at rover despite undergoing arthroscopic knee surgery in August...**FRESHMAN**—Named the top redshirt freshman linebacker in the country by the Sporting News...Had 7.5 quarterback sacks and 12 QB pressures...Academic redshirt (Prop 48) in 1986.

PERSONAL: Agriculture major...Three sport start at Washington Union High in Fresno...Single.

Cox' College Stats

Year/Club	Int/Yds	Tkls/Solo	Tkl-loss/Yds	Fum Rec	Force Fum	Pass Def	Sacks
1989 Bulldogs	2/75	104/62	40/225	0	5	2	28.0
1988 Bulldogs	0/0	78/44	21/109	0	1	1	14.5
1987 Bulldogs	0/0	49/33	10/49	1	1	1	7.5
1986 Bulldogs		Redshirt — Freshman					
Career	2/75	231/139	71/383	1	7	4	50.0

JUNIORS IN THE DRAFT

For the first time in NFL history juniors were formally allowed to enter the draft. Their impact was felt early as five of the first seven selections were underclassmen. The Bears plucked a pair of juniors: first rounder Mark Carrier and second round pick Ron Cox. Both Carrier and Cox were redshirted during their freshmen season so actually spent four years in school. Overall the draft was not kind to juniors—18 were drafted, but 20 were not.




1990 DRAFT CHOICES

TIM RYAN

96

Defensive Tackle USC
Ht: 6-4 **Wt:** 268
Born: 9/8/67, Memphis, TN
Acquired: Third round (61st pick) of 1990 draft.



COLLEGE CAREER: Played defensive tackle for Trojans, but could be converted to end in pros...Four-year starter who earned all-America honors in final two seasons...34 career sacks and 55 tackles-for-loss in career.

SENIOR — Registered 103 tackles (50 solos) on team that led the nation in defense against the run...First team all-American selection by Football Writers Association, Football News and Associated Press...Set Trojan record for sacks (20) and tackles-for-loss (28)...Gained PAC Ten Conference Defensive Player of the Week honors after recording 17 tackles and two sacks in 24-3 romp over Arizona...Stopped seven Wolverine ball carriers in Rose Bowl win over Michigan 17-10...**JUNIOR** — Sporting News and College and Pro Football Newsweekly all-American...Started eleven games and recorded 75 tackles (39 solos) and six sacks to earn all-PAC Ten honors...Recorded 17 tackles in 24-20 win over Stanford...**SOPHOMORE** — AP honorable mention all-American...Compiled 109 tackles (50 solos)...Had career-high 18 tackles vs. Notre Dame...**FRESHMAN** — Football News Freshman all-American...First freshman to start season opener for USC since Riki Ellison (1978)...Two 16-tackle efforts: vs. Arizona St. and vs. Auburn in Citrus Bowl.

PERSONAL: Earned numerous all-American honors while prepping at Oak Grove High School in San Jose, CA...Began boxing career when he was six years old, eventually becoming Junior Olympic boxing champ for five consecutive years...All-Central Coast Section selection as center on high school basketball squad...Public administration major...Single.

Ryan's College Stats

Year/Club	Int/Yds	Tkls/Solo	Fum Rec	Force Fum	Sacks	Tkls/Loss
1989 Trojans	0/0	103/50	1	3	20	28/127
1988 Trojans	0/0	75/39	1	2	6	13/55
1987 Trojans	1/8	109/52	5	1	5	11/56
1986 Trojans	1/5	102/45	0	0	3	3/24
Career	2/13	389/186	7	6	34	55/262

STOCKING THE DRAFT

Led by USC, the Pacific Ten Conference had 43 of their players selected in the 1990 draft. Southern Cal had 10 drafted which topped Notre Dame and Miami which each contributed nine. In the first three rounds, four Trojans were chosen, including two by the Bears—Mark Carrier and Tim Ryan.



1990 DRAFT CHOICES



PETER TOM WILLIS

2

Quarterback

Florida State

Ht: 6-2

Wt: 188

Born: 1/4/67, Morris, AL

Acquired: Third round (64th player) of 1990 draft. Choice from Raiders for Willie Gault.

COLLEGE CAREER: Emerged as starter as fifth-year senior and was standout on Seminole offense...Ranks third on Seminoles' all-time passing list with 4,291 yards and fifth with 33 touchdown passes.

SENIOR — Football News, Sporting News and AP honorable mention all-American...First team all-South Independent selection...Passing efficiency of 150.7 ranked seventh in the nation...His 211 completions (346 att.) broke former Bear Gary Huff's (1972) Seminole record of 206...Passed for over 300 yards six times...Holds collegiate record for most touchdowns thrown in a quarter with five vs. Memphis St....**JUNIOR** — Saw action in seven games, completing 48 of 85 passes for 637 yards...First career start resulted in 17 of 20 performance for 271 yards and four TDs against South Carolina; 85% completion percentage broke Huff's single game mark of 84% set in 1971...**SOPHOMORE** — Played in four games, connecting on nine of 10 passes for 67 yards and a TD...Saw extensive action in 61-10 romp over Southern Mississippi; six of seven for 49 yards, one TD...**FRESHMAN** — Completed 36 of 59 passes for 463 yards and three TDs in eight appearances...Eight of 11 for 96 yards and one TD in debut as Seminole...Redshirt in 1985.

PERSONAL: All-state and all-South choice at Mortimer Jordan (Morris, AL) High...Selected Alabama Player of the Year at 4A level as senior...Math education major with minor in coaching...Avid golfer...Single.

Willis' College Stats

Year/Club	Passing							Rushing			
	Att	Cmp	Yds	Pct	TD	Int	Lg	No	Yds	TD	Lg
1989 Seminoles	346	211	3,124	61.0	20	9	88	31	-120	2	7
1988 Seminoles	85	48	637	56.5	9	3	44	8	-47	0	1
1987 Seminoles	10	9	67	90.0	1	0	12	1	18	0	18
1986 Seminoles	59	36	463	61.0	3	4	38	6	-35	0	10
1985 Seminoles	Redshirt — Freshman										
Career	500	304	4,291	60.8	33	16	88	46	-184	2	18

DEFENSE VS. OFFENSE

In the first three rounds of the 1990 draft, 35 offensive players were taken while 46 defensive players were selected (including four by the Bears). Overall the top positions taken were defensive: 53 defensive linemen, 50 defensive backs, and 47 linebackers.



1990 DRAFT CHOICES

TONY MOSS

83

Wide Receiver LSU
Ht: 5-7 Wt: 169
Born: 6/6/66, Bossier City, LA
Acquired: Fourth round (88th pick) in 1990 draft.



COLLEGE CAREER: Two-year starter who was teammate of Bears' Wendell Davis...Capped career as Tigers' third all-time leading receiver with 132 (behind Davis and Saints' Eric Martin).

SENIOR — Football News' and Sporting News' all-American honorable mention...First team all-Southeastern Conference choice...His 59 receptions (for 934 yards) led team and was second in conference... Seven catches, four for TDs, in 57-6 romp over Ohio U....Returned five punts, 68 yards...**JUNIOR** — AP, UPI, and Sporting News honorable mention all-American...First team all-SEC selection...His 55 catches were the third most ever in a season by a Tiger receiver, behind Wendell Davis' 80 grabs in 1986 and 72 receptions in 1987...Best outing was six catch, 133 yard effort in 19-18 win over Alabama...**SOPHOMORE** — Caught 11 passes for 217 yards and one touchdown...Caught two passes in 30-13 win over South Carolina in Gator Bowl...**FRESHMAN** — Entered school as tailback but was converted to wide receiver in Spring drills...Caught seven passes (88 yards) and returned four kickoffs 64 yards...Redshirt in 1985.

PERSONAL: All-state tailback at Bossier (Bossier City, LA) High School...Rushed for over 3,000 yards in career...Education major...Single.

Moss' College Stats

Year/Club	Receiving					Kickoff Ret.					Punt Returns				
	No	Yds	Avg	TD	Lg	No	Yds	Avg	TD	Lg	No	Yds	Avg	TD	Lg
1989 Tigers	59	934	15.8	9	51	0	0	0.0	0	0	0	0	0.0	0	0
1988 Tigers	55	957	17.4	6	48	0	0	0.0	0	0	5	68	13.6	0	23
1987 Tigers	11	217	19.7	1	36	0	0	0.0	0	0	0	0	0.0	0	0
1986 Tigers	7	88	12.3	0	24	4	64	16.0	0	22	0	0	0.0	0	0
Career	132	2196	16.0	16	51	4	64	16.0	0	22	5	68	13.6	0	23

Also: 10 career rushes for 52 yards and no TDs.

WHERE THE BEARS DRAFT

Since the draft started in 1936, the Bears have chosen 1,105 players from 246 colleges. The leading schools are:

Notre Dame	34
Ohio State	24
Stanford, Texas	22
Illinois, Northwestern, Oklahoma	19
Arkansas	18
Baylor, Michigan	17
Maryland, Tennessee, Wake Forest, Wisconsin	16
Georgia, LSU, Miami, Purdue, TCU	15



1990 DRAFT CHOICES



PAT CHAFFEY

38

Fullback

Oregon State

Ht: 6-1

Wt: 218

Born: 4/19/67, McMinnville, OR

Acquired: Fifth round (117th player) of 1990 draft.

COLLEGE CAREER: Effective as both rusher and receiver...Tenth in OSU history with 1,421 rushing yards; fifth with 140 points and 2,714 all-purpose yards; sixth with 124 receptions...Two-year starter.

SENIOR — Honorable mention all-America by Sporting News and Football News...All-Pac Ten second team...Started every game at fullback and led team with 714 yards and 11 TDs on 205 carries (3.5 avg)...Also led squad with 46 receptions for 457 yards (9.9 avg) and two TDs...Averaged 97.6 all-purpose yards per game...Season-high 118 rushing yards and two TDs on 27 carries in 18-17 win over UCLA...Career-high 87 yards receiving vs. Stanford...**JUNIOR** — Honorable mention all-America by The Sporting News...Led team with 475 yards and five TDs rushing...45 catches for 540 yards were second on team...Had receiving games of 85 yards vs. Fresno State and 79 yards vs. UCLA...Rushed for 89 yards on 19 carries and caught six passes for 128 yards in 20-20 tie with Stanford...**SOPHOMORE** — Broke ankle in first scrimmage of fall practice and missed season...Started four games in 1986...Rushed for 232 yards and caught 33 passes for 296 yards...**FRESHMAN** — Redshirt in 1985...Tailback on scout team before moving to fullback in spring.

PERSONAL: Three-sport star (football, basketball, and track) at Aurora High School in North Marion, OR...Graduated with a 3.8 GPA while serving as student body vice president...Business major.

Chaffey's College Stats

Year/Club	Rushing					Receiving				
	No	Yds	Avg	Lg	TD	No	Yds	Avg	Lg	TD
1989 Beavers	205	214	3.5	21	11	46	457	9.9	38	2
1988 Beavers	113	475	4.2	17	5	45	540	12.0	74	2
1987 Beavers	Did Not Play — Broken ankle									
1986 Beavers	47	232	4.9	16	2	33	296	9.0	36	1
1985 Beavers	Redshirt — Freshman									
Career	365	1,421	4.2	21	18	124	1,293	10.4	74	5



JOHN MANGUM

39

Cornerback

Alabama

Ht: 5-10

Wt: 173

Born: 3/16/67, Magee, MS

Acquired: Sixth round (144th player) of 1990 draft.



1990 DRAFT CHOICES

COLLEGE CAREER: All-American as senior and sophomore; all-SEC final three seasons...16 career interceptions...Played cornerback in college, but projected as safety in NFL.

SENIOR — First team all-American selection by Football News and first team all-Southeastern Conference...Third on team with 68 tackles, including two tackles-for-loss...Led squad with five pickoffs for 37 yards and 24 pass deflections...Key interception vs. Tennessee earned him CBS/Toyota Leadership Award...Late interception to preserve win vs. Vanderbilt earned SEC Play of the Week honors...Closed out career with six tackles (five solo) vs. Miami in Sugar Bowl...**JUNIOR** — All-SEC recognition from conference coaches and made SEC Academic honor roll...Started all year and led secondary with 66 tackles, one for loss...Led team with 13 passes defended and picked off five for 57 yards...Recorded 11 stops and two interceptions vs. Vanderbilt...Returned interception for TD vs. Tennessee...**SOPHOMORE** — First team all-American by Football News...Started every game and recorded 81 tackles...Led team with 10 passes defended and recovered two fumbles...Five interceptions...Made 12 tackles and picked off pass vs. Notre Dame...12 stops in 21-18 win over Mississippi St...**FRESHMAN** — Played in every game...First pickoff came vs. Mississippi St.

PERSONAL: Played quarterback and defensive back to lead high school to back-to-back state championships for Mississippi's Magee High...Father (John) played for Boston Patriots of American Football League...Banking and finance major with 3.2 grade point average...Single.

Mangum's College Stats

Year/Club	Tkls/Solo	Pass Def	Int.	Force Fum	Fum Rec	Sacks
1989 Tide	68/54	24	5	0	1	0
1988 Tide	66/50	13	5	1	0	0
1987 Tide	81/55	10	5	0	2	0
1986 Tide	16/12	0	1	0	0	0
Career	231/171	47	16	1	3	0

Also: Returned 1 kickoff for 10 yards as a freshman.

BILL ANDERSON

60

Center/Guard

Iowa

Ht: 6-3

Wt: 267

Born: 10/8/66, Columbia Heights, MN

Acquired: Seventh round (176th player) of 1990 draft.




COLLEGE CAREER: Played both center and guard...Three-year starter who has excellent pass protection skills and impressive speed for a lineman...33 consecutive starts for Hawkeyes.

SENIOR — Anchored line for aerial attack which averaged 223.2 yards per game...**JUNIOR** — Earned all-Big Ten honorable mention...Mainstay on line which helped Hawkeyes average 277 passing yards per game...Chosen Offensive MVP for performance vs. Northwestern...**SOPHOMORE** — Started all but one game for unit that averaged 429.6 yards per outing...Offensive MVP in 38-14 trouncing of Purdue...**FRESHMAN** — Served as backup for all-Big Ten selection Mark Sindlinger at center...Started at center vs. Illinois and saw extensive action vs. Ohio State...Redshirted in 1985.

PERSONAL: Bear center, Jay Hilgenberg, helped recruit him to Iowa...Earned all-state honors as three-year starter on offensive and defensive lines at Columbia Heights High...Team captain and MVP as senior...Communications major...Single.



1990 DRAFT CHOICES



JAMES ROUSE

30

Running Back

Arkansas

Ht: 6-1

Wt: 220

Born: 12/18/66, Little Rock, AR

Acquired: Eighth round (200th player) of 1990 draft.

COLLEGE CAREER: Productive player despite having two seasons interrupted by injury...Gained 2,887 yards in career and 38 TDs.

SENIOR — Rushed for 134 yards and one TD on 22 attempts in Cotton Bowl vs. Tennessee...Played in 10 games collecting 869 yards on 163 carries, fourth best in SWC in 1989...Hauled in eight passes for 90 yards...His 959 yards in total offense was fourth in SWC standing...**JUNIOR** — Rushed for 359 yards on 88 carries and four TDs before suffering season ending injury against Texas...Best effort came against Tulsa with 109 yards and two TDs...**SOPHOMORE** — Most productive year with 1,004 yards on 182 carries...Scored 17 touchdowns, second highest single season total ever by a Razorback...Tallied 102 points...Rushed for 219 yards against New Mexico...Gained 105 yards and scored two touchdowns before suffering broken leg against Tulsa...Unable to play rest of year and received hardship case...**FRESHMAN** — Named SWC Offensive Newcomer of the Year after rushing for 550 yards...Scored nine touchdowns...Best effort was 124 yards (14 carries) against Texas Tech.

PERSONAL: One of the most highly recruited backs in Arkansas history amassing 4,383 yards and 48 touchdowns as a prep at Parkview (Little Rock) High School...Lettered four times in track and once in basketball...Saved two lives working as a lifeguard summer before enrolling at Arkansas...Business administration major...Enjoys bowling...Single.

Rouse's College Stats

Year/Club	Rushing					Receiving					Kickoff Returns				
	No	Yds	Avg	Lg	TD	No	Yds	Avg	Lg	TD	No	Yds	Avg	Lg	TD
1989 Razorbacks	163	869	5.3	51	7	8	90	11.3	34	0	0	0	0.0	0	0
1988 Razorbacks	88	359	4.1	20	4	11	91	8.3	39	0	0	0	0.0	0	0
1987 Razorbacks	182	1,004	5.5	42	17	12	121	10.1	31	0	12	244	20.3	31	0
1986 Razorbacks	27	105	3.9	16	2	6	27	4.5	10	0	0	0	0.0	0	0
1985 Razorbacks	99	550	5.6	43	8	6	81	13.5	79	1	3	42	14.0	19	0
Career	559	2,887	5.2	51	38	43	410	9.5	79	1	15	286	19.1	31	0

TEAMMATES AGAIN

In the ninth round of the 1990 draft, the Bears selected Texas A & I running back Johnny Bailey; a couple days later they signed his backfield counterpart, Sloan Hood, as a free agent. Not only did Bailey and Hood share a season at Texas A & I (Hood went to Houston for his first three seasons), but they spent three years at Houston's Yates' High School.



1990 DRAFT CHOICES

JOHNNY BAILEY

46

Running Back

Texas A & I

Ht: 5-9

Wt: 180

Born: 3/17/67, Houston, TX

Acquired: Ninth round (228th player) of 1990 draft.



COLLEGE CAREER: College football's all-time leader in both rushing with 6,320 yards (surpassing the record held by Pittsburgh's Tony Dorsett) and all purpose yards with 7,803...Two-time winner of Harlon Hill Award, presented annually to NCAA Division II college player of year...Led Division II rushers in final three seasons...Consensus all-America first-team selection in all four seasons.

SENIOR — Second player below the Division 1A level to earn first-team all-American honors from the Football Writers Association of America, equalling a feat accomplished by Jerry Rice of Mississippi Valley (1984)...Ranked second in the NCAA Division II ranks in rushing with 1,269 yards and 15 TD's on 168 carries (7.6 avg.) in eight games...Missed two games due to injuries...Season-high of 204 rushing yards, including TD runs of 33 and 66 yards vs. Portland St...**JUNIOR** — First-team all-America and Lone Star Conference Back of the Year while winning Division II rushing title with 144.2 yard per game average...Also averaged 23.8 yards on 13 kickoff returns...Rushed for season-high 231 yards, two TDs on 22 attempts vs. Mississippi College in opening round of playoffs...Gained 228 yards on 28 carries and three TDs in following week's semi-final game vs. Portland State...**SOPHOMORE** — Led Division II rushers with 159.8 yards per game...Accounted for 2,017 all purpose yards in 10 games...Finished with 1,598 yards and 18 TDs on 217 carries (7.4 avg)...Averaged 26.1 yards on 10 kickoff returns...Set school record with 254 yards, five TDs on 29 carries in 44-20 win over West Texas St...Had 236 yards and two TDs the following week vs. Eastern New Mexico...**FRESHMAN** — Set conference records for most yards rushing (2,011), most games over 100 yards (11) and most games over 200 yards (five)...Set school season marks with 271 carries (7.4 avg) and most consecutive 200+ yard games (four).

PERSONAL: All-America, all-state and all-Houston area at Yates High—same school of Bear linebacker John Roper...Team was undefeated enroute to Texas state title in 1985 as he rushed for 1,300 yards...Sociology major...Single.

Bailey's College Stats

Year/Club	Rushing					Receiving					Kickoff Returns				
	No	Yds	Avg	Lg	TD	No	Yds	Avg	Lg	TD	No	Yds	Avg	Lg	TD
1989 Javelinas	168	1269	7.6	66	15	8	130	16.3	25	1	4	101	25.3	58	0
1988 Javelinas	229	1442	6.3	57	15	10	110	11.0	20	0	13	309	23.8	32	0
1987 Javelinas	217	1598	7.4	83	18	13	158	12.2	29	1	10	261	26.1	94	1
1986 Javelinas	271	2011	7.4	82	18	13	54	4.2	19	0	11	340	30.9	80	1
Career	885	6,320	7.1	83	66	44	452	10.2	29	2	38	1,011	26.6	94	2

Also: 1 punt return for 20 yards in 1986

Playoffs

1988	68	580	8.5	55	6	5	49	9.8	18	0	2	41	20.5	27	0
Career	68	580	8.5	55	6	5	49	9.8	18	0	2	41	20.5	27	0



1990 DRAFT CHOICES



TERRY PRICE

65

Defensive End Texas A & M

Ht: 6-4 Wt: 272

Born: 4/5/68, Atlanta, GA

Acquired: 10th round (255th player) of 1990 draft.

COLLEGE CAREER: Three-year starter who played both left and right end for Aggies.

SENIOR — Earned honorable mention all-American honors from Football News...Led Aggie down linemen with 57 stops (23 solo), 3.5 sacks and 10 tackles for loss...Had five tackles, three for loss, and 1.5 sacks in 44-7 trouncing of Texas Christian...Posted 11 stops in 14-11 decision over Baylor...**JUNIOR** — Started every game and had 65 tackles (39 solo) with one sack and three tackles-for-loss...Eight stops (five solo) and sack in 18-0 win over TCU...Closed out year with season high 11 tackles (10 solo) vs. Alabama...**SOPHOMORE** — Moved into starting lineup at right end...Made 53 tackles (20 solo)...Registered season high 10 stops and a fumble recovery in 14-0 shutout of Arkansas...Missed Houston contest with thigh bruise suffered against Texas Tech...**FRESHMAN** — Reserve defensive end...Recorded 12 tackles on the season...Added sack and recovered fumble and a pair of tackles-for-loss during his initial season.

PERSONAL: Second team all-state pick out from Plano (TX) High School...Standout performer in track...Holds school and district records for shot put...Attended Northrop (IN) High before transferring to Plano...Cousin (Tracy Rucker of Redskins) was 1988 Outland and Lombardi Trophy winner...Sociology major...Single.

Price's College Stats

Year/Club	Tkls/Solo	Fum Rec	Force Fum	Int	Pass Def	Tkl-loss/Yds	Sacks
1989 Aggies	57/23	1	1	0	2	10/55	3.5
1988 Aggies	65/39	0	1	0	0	3/13	1
1987 Aggies	53/20	1	0	0	0	1/3	0
1986 Aggies	12/6	1	0	0	0	2/4	1
Career	187/88	3	2	0	2	16/75	5.5



BRENT WHITE

70

Defensive End/Tackle Michigan

Ht: 6-4 Wt: 254

Born: 2/28/67, Dayton, OH

Acquired: 11th round (284th player) of 1990 draft.



1990 DRAFT CHOICES

COLLEGE CAREER: Fierce hitter who generates powerful inside charge.

SENIOR — All-Big Ten honorable mention...Started five contests at tackle...Finished with 30 tackles (26 solos), four sacks and recovered a fumble...Registered nine stops in opener against Notre Dame...Contributed four solos and two sacks in 41-21 drubbing of Maryland...Posted three tackles in Rose Bowl vs. USC...**JUNIOR** — Played every game at left tackle and was part of dominating Wolverine defense...Recorded 31 stops (26 solo) and three sacks...Tackles-for-loss played major rolls in victories over Wake Forest and Michigan St....Sack and two tackles-for-loss in Rose Bowl...**SOPHOMORE** — Missed first seven contests due to major knee injury suffered in car accident prior to season...Played in final five contests and finished with nine stops and a deflected pass...**FRESHMAN** — Played in every game...Saw action on special teams...Redshirt in 1985.

PERSONAL: USA Today and Parade all-American linebacker at Dayton's Stebbins High ...Midwest Player of the Year as senior...Also lettered in wrestling and track...Education major...Single.

White's College Stats						
Year/Club	Tkls/Solo	Fum Rec	Force Fum	Pass Def	Tkl-loss/Yds	Sacks
1989 Wolverines	30/26	1	0	1	7/38	4
1988 Wolverines	26/22	0	0	0	7/22	2
1987 Wolverines	9/6	0	0	1	0/0	0
1986 Wolverines	11/8	0	0	1	0/0	0
1985 Wolverines	Redshirt — Freshman					
Career	76/62	1	0	3	14/60	6

ROMAN MATUSZ

75

Offensive Tackle Pittsburgh

Ht: 6-4 Wt: 270

Born: 5/10/67, Newark, NJ

Acquired: 11th round (298th player) of 1990 draft.

Choice from Raiders for Bears' seventh.



COLLEGE CAREER: Emerged as starting right tackle midway through sophomore season...Powerful drive blocker with quick feet and body control.

SENIOR — Honorable mention all-America by Football News and Associated Press...Voted team captain...Moved to left tackle for final season...Graded high by Pitt's offensive coaches...**JUNIOR** — ...Started all season at right tackle...Teamed with Tom Ricketts (Steelers) to form an outstanding tackle tandem on line that was 13th in nation in rushing (253.2 yards/game)...**SOPHOMORE** — Moved into starting right tackle spot in fourth game of season...Aided an offense that averaged 197.8 yards rushing...**FRESHMAN** — Served as the Panthers' top reserve at both tackle positions...Redshirted in 1986.

PERSONAL: All-state selection as two-way tackle from Newark, NJ...Communications major...Attended high school at Seton Hall Prep (in New Jersey)...Single.



1990 DRAFT CHOICES



ANTHONY COONEY

43

Cornerback

Arkansas

Ht: 6-0

Wt: 204

Born: 2/8/67, Little Rock, AR

Acquired: 12th round (310th player) of 1990 draft.

COLLEGE CAREER: Ranks fifth on school's all-time interception list with 11...Three-year starter.

SENIOR — First team all-Southwest Conference selection ...Recorded 37 tackles (26 solos) and intercepted three passes as weak side cornerback...Preserved 24-17 win over Mississippi by interception pass in end zone with 0:13 remaining in game...**JUNIOR** — Started every game...Compiled 31 tackles (17 solos) and intercepted career high four passes...Best outing was vs. Tulsa, recording a 23-yard interception return for a TD and four solo tackles...**SOPHOMORE** — Became starter early in year and tallied career high 41 tackles...Picked off three passes...Six tackles and one interception in win over New Mexico...**FRESHMAN** — Recorded 10 tackles (six solos) in reserve role...Intercepted a pass and deflected another in 45-14 romp over Rice...Redshirt in 1985.

PERSONAL: Honorable mention all-American choice at Mills (Little Rock, AR) High...Starred as quarterback and defensive back...Federal law enforcement is a future interest...Criminal justice major...Single.

Cooney's College Stats

Year/Club	Int/Yds	Tkls/Solo	Fum Rec	Force Fum	Pass Def	Tkls/Loss
1989 Razorbacks	3/14	37/26	0	0	3	0/0
1988 Razorbacks	4/23	31/17	0	0	3	1/2
1987 Razorbacks	3/16	41/25	0	0	2	0/0
1986 Razorbacks	1/0	10/6	0	0	1	0/0
1985 Razorbacks			Redshirt			
Career	11/53	119/74	0	0	9	1/2

TEAMMATES

The following sets of players have spent one or more years with each other at college:

Arkansas	<u>Anthony Cooney, James Rouse</u>	Notre Dame	Dave Duerson, Tom Thayer
Baylor	Dennis Gentry, Mike Singletary	Ohio State	Shaun Gayle, Mike Tomczak
Clemson	James Coley, James Lott, Donnell Woolford	Oklahoma	Troy Johnson, Dante Jones
Colorado	Mickey Pritt, David Tate, Keith Pontifflet	Oregon State	Brian Taylor, Pat Chaffey
Iowa	Mark Bortz, Jay Hilgenberg	Texas A & I	<u>Johnny Bailey, Sloan Hood</u>
LSU	Wendell Davis, Tony Moss	Texas A & M	John Roper, Jerry Fontenot, Terry Price
Michigan	Jim Harbaugh, Brent White	USC	<u>Mark Carrier, Tim Ryan</u>
Michigan State	Jim Morrissey, John Wojciechowski		

Bold indicates veteran; underline indicates 1990 draftee; plain text indicates 1990 free agent



FREE AGENTS WITH PRO EXPERIENCE

BRYAN BERO

33 FB 6-0 235

Utah

Acquisition: FA 5/16/89

Born: 5/21/66

1st Year

Spent all of '89 on Bears' developmental squad...Eight carries, 18 yards, one TD in pre-season...458 yards on 95 attempts and five TDs as senior...52 catches for 475 yards (9.1 avg.)...Completed 14 of 27 passes for 139 yards and two scores in '86...Redshirted '87 after spring knee injury required major surgery...Bench presses 455 pounds...Two-year MVP at Bishop Montgomery (CA) High.

JAMES COLEY

89 TE 6-3 270

Clemson

Acquisition: FA 5/4/89

Born: 4/13/67

1st Year

Waived in Bears' final cutdown...Re-signed following day and spent season on developmental squad...Pre-season: two catches for 29 yards...Led Clemson with 74 knockdown blocks...Started all 11 games in '88 in which Tigers used a TE...Caught six passes for 86 yards...Eight catches as junior led Clemson TEs...Prepped at Robert E. Lee (FL) High...Married (Gwannetia), five children.

SCOTT WILLIAMS

44 FB 6-2 234

Georgia

Signed: 4/19/90

Born: 7/21/62

4th Year

Member of Detroit Lions from 1986-88...Pro career: 30 rushes, 73 yards, three TDs...Opened '88 season on IR before contributing on special teams with eight tackles...Reserve role in '87 gaining 29 yards on eight carries and 16 yards on four catches...Signed as free agent in '86 and rushed 13 times for 22 yards and two TDs during the season...Drafted by Cardinals in ninth round of '85 as tight end...Played five positions in college at Georgia...Fullback, defensive back, and placekicker at North Mecklenberg High in North Carolina...Married (Wanda), son (Leo).

KEITH ORTEGO

81 WR 6-0 178

McNeese St.

Signed: 4/19/90

Born: 8/30/63

4th Year

Played with Bears from 1985-87, released in '88 pre-season...Sat out all of '88-89 and attended LSU law school...Back-up in '87, did not catch a pass or return a punt in the seven games he saw action...Grabbed 23 passes for 430 yards and two TDs in '86...Six-catch, 157-yard, one-TD performance vs Min. (10/5/86)—third best by a Bear in '80s...Two receptions for 36 yards in '87 playoffs vs. Wash...Spent most of '85 on IR seeing action in six games...Did not catch pass but returned 17 punts for 158 yards...Career-high five returns vs. Dal. (11/17/85)...Participated in all three post-season contests returning 11 punts for 63 yards...Degree from McNeese St. where he set a single season receiving record as senior (602 yards)...Career-best eight receptions as junior...Single.

ALEX ARMENTEROS

48 S 5-11 196

Bethune-Cookman

Signed: 4/26/90

Born: 10/14/65

1st Year

Took part in 1989 training camp in Platteville before being waived in cutdown to 60...Second on Bethune-Cookman squad in '88 with 45 solo and 62 total tackles...Played in 10 of 11 games...Caught one pass for 35 yards...Honorable mention all-Mid-Eastern Athletic Conference...Missed three games due to calf injury in '87...Redshirted in '86...Transferred from Arizona Western Community College...Prepped at Jackson (FL) High...Single.

THANE RITCHIE

85 TE 6-3 232

Wheaton

Signed: 3/26/90

Born: 12/2/65

1st Year

Participated in Steelers' training camp last season...Waived in cutdown to 60...Started at Wheaton College (IL) at both LB and TE in junior and senior seasons...Transferred from Fullerton Community College...Attended Duke for three semesters before enrolling at Fullerton...Attended Plano (IL) High.

KENT SULLIVAN

11 P 6-0 210

Cal Lutheran

Signed: FA 3/7/90

Born: 5/15/64

1st Year

Participated in Bears' '89 training camp...Six punts for 42.3 avg. in pre-season...Waived in cutdown to 60...Booted 70 punts for 2,607 yards (37.2 avg.) in senior season at Cal Lutheran...Career college average of 38.8 in 240 kicks...Career-long 74-yard punt and converted 51-yard FG in '88 vs. Cal State-Northridge...All-NAIA District 3 selection following sophomore season of 62 punts for 40.1 avg...Came out of army in '85 to join CLU...Completed two of three passes and attempted two FGs in career...Attended Northridge Middlebury (IN) High School...Single.



ROOKIE FREE AGENTS

BRUCE BRINEMAN 64 G 6-6 287 **Purdue**
Signed: 4/25/90 Born: 10/9/66

Member of offensive line which ranked second in rushing in Big Ten...First-team academic all-American as senior...Academic all-Big Ten last three seasons...Earned BS degree in May 1989, and is working on masters in industrial technology...Just seven starts prior to '89...Played football and threw shot put at Northrup (IN) High School.

STEVE ELMINGER 15 WR 6-0 192 **Indiana St.**
Signed: 4/26/90 Born: 4/30/67

Averaged 109.2 all-purpose yards in final campaign (rushing, receiving, PR, KOR)...Set single season records for punt returns (33) and punt return yards (268) as senior; and receptions (51) and yards (1,071) as junior...Team's leading kickoff returner final two seasons...Had 90-yard KOR vs. Ball State in '89...Transferred from Cincinnati in '85...Prepped at East Central (IN) High School.

STEVE FUMI 90 WR 6-4 234 **Miami-Ohio**
Signed: 5/7/90 Born: 2/24/67

Top receiver on club in '89 grabbing 28 passes for 246 yards and one touchdown...Third on team as junior with three TDs...Had 14 receptions for 246 yards...Used sparingly in sophomore campaign: eight catches, 68 yards and one TD...Majored in public administration...Two year letterman at Roger Bacon (OH) High where he also captained basketball team.

TED HENNINGS 69 DT 6-3 265 **N. Illinois**
Signed: 4/27/90 Born: 12/1/67

Voted team's best defensive lineman as senior...Club's Defensive Player of the Week for career-best 13 tackles including three sacks vs. Toledo...Four year starter who finished career with 249 tackles—149 solo...One interception...Notched career-high 76 tackles as junior...Played defensive end as sophomore...Attended Marian High in Indiana.

SLOAN HOOD 45 FB 5-11 239 **Texas A&I**
Signed: 4/30/90 Born: 1/17/66

Played senior season at Division II Texas A&I after being granted medical redshirt for '87 season at Houston and sitting out entire '88 campaign...Finished second in scoring to teammate Johnny Bailey (D9-90 by Bears) with nine TDs and one rushing PAT...Carried 81 times for 455 yards—did not lose a yard rushing...17 rushes for 125 yards in first game of season in '87 at Houston before breaking ankle...Started all eight games as junior in '86 finishing as Cougars' leading rusher (391 yards), third in total offense and third in scoring...Top rusher in '85 (672 yards)...Prepped at Yates (TX) High.

ALAN KOCH 69 G 6-3 272 **Rice**
Signed: 4/28/90 Born: 10/5/67

Three-year starter at right guard...Named Rice's Most Valuable Offensive Lineman...Second-team all-SWC as junior...Avid weightlifter finished second in squat (605 pounds) and third in power clean (282 pounds) in 1989 Big Three Championships...Lettered in baseball, basketball, football, and track at East Chambers (TX) High.

JAMES LOTT 46 DB 5-9 181 **Clemson**
Signed: 4/27/90 Born: 1/8/67

First-team all-ACC; honorable mention all-American as senior...Third in Clemson history in punt return yards with 683 (on 71 returns)...Started 42 games, most ever by a Tiger DB...Also played corner, free safety, and strong safety...Spent three seasons in defensive backfield with Donnell Woolford...Season-high four interceptions as sophomore...Prepped at A.L. Brown (NC) High School.



ROOKIE FREE AGENTS

- ROD MANNING** 90 LB 6-1 224 N. Texas St.
Signed: 5/1/90 Born: 5/15/67
First-team all-Southland Conference as senior...67 tackles, 13 sacks, two fumbles caused, three blocked PATs, and one blocked punt in '89...Participated in first ever Martin Luther King Bowl (I-AA vs. I-A)...Second-team all-conference as sophomore and junior...Prepped at Richardson (TX) High.
- TIM MARCONI** 71 T 6-6 276 Akron
Signed: 4/26/90 Born: 3/4/67
Considered Zips' best offensive lineman by coaching staff...Started all 11 games as senior...Did not allow a sack in any of nine starts in '88...Transferred from Temple following sophomore season...Played football and basketball at St. Mary's (PA) High.
- JAMES MOSES** 26 DB 5-11 183 Howard
Signed: 5/7/90 Born: 6/9/67
First-team all-conference as senior...Sixth on team with 68 tackles (54 solo)...Deflected four passes and grabbed one interception...Honorable mention all-MEAC in '88 by recording 61 tackles...Golden Helmet Award for nine-tackle performance vs. Morehouse...44 tackles as sophomore...Played one season at Chowan Junior College in South Carolina...Attended Orangeburg-Wilkinson (SC) High.
- KEITH PONTIFLET** 47 CB 5-11 168 Colorado
Signed: 4/26/90 Born: 1/19/67
Missed senior season due to suspension...Started nine games at cornerback as junior, played in all 12...Nine pass deflections, no interceptions...Valuable special teams contributor leading team with 12 tackles...Saw action in all 11 games in '87...Returned six kickoffs in '86 for 129 yards...Moved from split end to defensive back...Star WR and track sprinter at Esperanza (CA) High.
- CHRIS ROSCOE** 16 WR 6-1 207 Hawaii
Signed: 4/30/90 Born: 2/3/68
Holds five school records: receiving yards season (1,043); avg. gain/reception game (32.8), season (22.19), and career (20.97); TDs career (22)...Led team in receiving as junior grabbing 44 passes for 859 yards and nine TDs...Played on UH basketball team in '87-88...Graduated from Poly (CA) High.
- GLENELL SANDERS** 64 LB 6-0 224 Louisiana Tech
Signed: 4/28/90 Born: 11/4/66
Three-year All-Louisiana Defensive Player of the Year...Holds school marks for career tackles (551) and single season tackles (183 in both '88 and '87)...20 15-plus-tackle games including seven as junior...Career-high 23 stops (17 solo) vs. Arkansas St. in '88...Only sophomore on Kodak's all-America team...Redshirted in '85...Offensive and defensive MVP while at Clinton (LA) High School.
- QUINTIN SMITH** 17 WR 5-10 172 Kansas
Signed: 4/25/90 Born: 8/17/68
All-Big Eight as senior while leading team in all receiving categories...Career-high 11 receptions, 221 yards, and four TDs vs. Louisville in second game of season...Career long 80-yarder (no TD) vs. Nebraska...Started every game in final two seasons...Prop 48 case in '86...Wide receiver and place kicker at Yates (TX) High team on which 28 of 37 seniors received college scholarships.
- LORANZO SQUARE** 97 LB 6-2 214 Temple
Signed: 5/1/90 Born: 1/8/67
Led Owls in tackles as senior (120) for second straight year...ECAC all-star team...Holds school record for 12 solo and 23 total tackles vs. East Carolina as junior...Notched four tackles-for-loss and four sacks, one interception, and two passes defended as senior...136 tackles and honorable mention all-American in '88...Redshirt in '85, played in every game during final four seasons...Baseball, football, and wrestling star at Trenton Central (PA) High School.



ROOKIE FREE AGENTS

RAY TARASI

10

K

5-11 195

Penn State

Signed: 5/7/90

Born: 6/8/67

Made smooth adjustment to no-tee rule in '89...Broke Matt Bahr's single season record for FG percentage by connecting on 19 of 23 (82.6%)...Hit career-long 49-yarder on first kick of senior campaign...Converted 49 of 50 PATs and 27 of 42 FGs including 24 of 32 from within 40 yards...Top scorer among PSU placement specialists with 40 points in '88...Used primarily for kickoffs during sophomore season...Prepped at Fox Chapel High School in Pennsylvania.

STEVE THOMPSON

98

LB

6-4 245

UC Davis

Signed: 5/1/90

Born: 12/13/67

NCAC Defensive Player of the Year as senior...National Defensive Player of the Week (9/16/89) with blocked punt which he returned for TD, caused fumble in end zone for TD, interception, pass deflection, and five solo tackles against rival Nevada-Reno...11 tackles in first half vs. Cal St.-Hayward...Seven eight-plus tackle games...Second leading tackler junior season...Voted Outstanding Sophomore in '87...Prepped at San Jose's Leland High.

CEDRIC TILLMAN

97

WR

5-11 168

N. Colorado

Signed: 4/30/90

Born: 4/22/68

Set NCAA Division II record by catching a pass in 41 straight games (only failed to get reception in his first game)...Holds school records for career receiving yards (2,505), receiving average game (59.7), career receiving TDs (19), and KOR average game (64.0)...Unable to repeat junior season numbers as quarterback graduated and offense changed (75 catches in '88; 34 in '89)...Second-leading receiver in Division II as junior...Finalist for Harlon Hill Award (to top player in Division II)...10 catches for 211 yards and three TDs, four rushes for 52 yards, one completion for 30 yards and a TD vs. Abilene Christian in '88...Prepped at South (TX) High.

HENRY TUTEN

98

WR

5-11 184

Pittsburgh

Signed: 4/27/90

Born: 12/9/66

Caught 41 passes for 975 yards as senior establishing single-season receiving record...60-yard punt return for TD vs. West Virginia...Club's leading receiver as junior...all-ECAC and honorable mention all-East...76-yard TD reception vs. Boston College in '88...45-yard reverse as sophomore vs. NC State...Attended Woodrow Wilson (NJ) High School.

DAVID WESTBROOKS

71

DE

6-4 252

Howard

Signed: 4/25/90

Born: 3/23/68

Second-team all-conference...Turned in 52 tackles and five sacks for 48 yards as senior...Earned Player of the Game for five tackles and sack vs. Bethune-Cookman in '88...Honorable mention all-MEAC with 41 tackles and two sacks as junior...39 tackles and three sacks in sophomore campaign...Attended Miami (FL) Edison Senior High.

STEVE WILLIAMS

19

WR

5-9 179

W. Illinois

Signed: 5/4/90

Born: 12/19/66

Established four school records: career receptions (130), career yards (1,891), receiving TDs (19), consecutive games with a reception (25)...First-team all-Gateway for second straight season while leading conference receiver...730 yards, 56 catches, and four TDs as senior...Returned 12 punts for 62 yards and four kickoffs for 86 yards; one rush for 22 yards...WIU's Junior Player of the Year catching 53 passes for 872 yards and eight TDs...Attended Central High School in Iowa.



HOW THE BEARS WERE BUILT

Year	Draft	Free Agents	Trade
1989	1. Trace Armstrong 1. Donnell Woolford 2. John Roper 3. Jerry Fontenot 4. Markus Paul 5. Mark Green 8. Chris Dyko	Brian Taylor Steve Hyche Tom Waddle Maury Buford†	
1988	1. Brad Muster 1. Wendell Davis 2. Dante Jones 4. Jim Thornton 5. Troy Johnson 6. Lemuel Stinson 8. David Tate	Mickey Pruitt	
1987	1. Jim Harbaugh 2. Ron Morris 10. Dick Chapura	Cap Boso John Wojciechowski	
1986	1. Neal Anderson 2. Vestee Jackson 8. Maurice Douglass 11. Glen Kozlowski		
1985	1. William Perry 4. Kevin Butler 11. Jim Morrissey	Mike Tomczak	
1984	2. Ron Rivera 10. Shaun Gayle		
1983	1. Jim Covert 3. Dave Duerson 4. Tom Thayer 8. Richard Dent 8. Mark Bortz		
1982	4. Dennis Gentry		
1981	1. Keith Van Horne 2. Mike Singletary	Jay Hilgenberg Steve McMichael	
1980			
1979	1. Dan Hampton		

† Maury Buford originally joined the Bears in 1985 in a trade with the Chargers.

1990 BEARS VETERAN ROSTER

No	Name	Pos	Ht	Wt	Born	Exp	College	Acq
35	Anderson, Neal	RB	5-11	210	8/14/64	5	Florida	D1-86
93	Armstrong, Trace	DE	6-4	259	10/5/65	2	Florida	D1b-89
79	Becker, Kurt	G/T	6-5	269	12/22/58	9	Michigan	PB-90 (Rams)
62	Bortz, Mark	G	6-6	272	2/12/61	8	Iowa	D8-83
86	Boso, Cap	TE	6-3	240	9/10/63	4	Illinois	FA-87
8	Buford, Maury	P	6-0	198	2/18/60	9	Texas Tech	W-89 (GB)
6	Butler, Kevin	K	6-1	190	7/24/62	6	Georgia	D4-85
94	Chapura, Dick	DT	6-3	275	6/15/64	4	Missouri	D10-87
74	Covert, Jim	T	6-4	278	3/22/60	8	Pittsburgh	D1-83
82	Davis, Wendell	WR	5-11	188	1/3/66	3	LSU	D1-88
95	Dent, Richard	DE	6-5	268	12/13/60	8	Tennessee State	D8-83
37	Douglass, Maurice	DB	5-11	200	2/12/64	5	Kentucky	D8-86
22	Duerson, Dave	S	6-1	212	11/28/60	8	Notre Dame	D3-83
68	Dyko, Chris	T	6-6	295	3/16/66	2	Washington State	D8b-89
67	Fontenot, Jerry	G	6-3	272	11/21/66	2	Texas A & M	D3-89
23	Gayle, Shaun	S	5-11	194	3/8/62	7	Ohio State	D10-84
29	Gentry, Dennis	WR	5-8	180	2/10/59	9	Baylor	D4-82
31	Green, Mark	RB	5-11	184	3/22/67	2	Notre Dame	D5a-89
99	Hampton, Dan	DT	6-5	274	9/19/57	12	Arkansas	D1-79
4	Harbaugh, Jim	QB	6-3	204	12/23/64	4	Michigan	D1-87
63	Hilgenberg, Jay	C	6-3	260	3/21/60	10	Iowa	FA-81
58	Hyche, Steve	LB	6-3	236	6/12/63	2	Livingston	FA-89
24	Jackson, Vestee	CB	6-0	186	8/14/63	5	Washington	D2-86
92	Johnson, Troy	LB	6-0	236	11/10/64	3	Oklahoma	D5-88
53	Jones, Dante	LB	6-1	236	3/23/65	3	Oklahoma	D2-88
88	Kozlowski, Glen	WR	6-1	190	12/31/62	4	BYU	D11-86
76	McMichael, Steve	DT	6-2	268	10/17/57	11	Texas	FA-81
84	Morris, Ron	WR	6-1	195	11/14/64	4	SMU	D2-87
51	Morrissey, Jim	LB	6-3	227	12/24/62	6	Michigan State	D11-85
25	Muster, Brad	FB	6-3	231	4/11/65	3	Stanford	D1-88
81	Ortego, Keith	WR	6-0	178	8/30/63	4	McNeese State	FA-90
36	Paul, Markus	S	6-2	199	4/1/66	2	Syracuse	D4-89
72	Perry, William	DT	6-2	315	12/16/62	6	Clemson	D1-85
52	Pruitt, Mickey	LB	6-1	220	1/10/65	3	Colorado	FA-88
59	Rivera, Ron	LB	6-3	240	1/7/62	7	California	D2-84
55	Roper, John	LB	6-1	228	10/4/65	2	Texas A & M	D2a-89
50	Singletary, Mike	LB	6-0	230	10/9/58	10	Baylor	D2-81
32	Stinson, Lemuel	CB	5-9	159	5/10/66	3	Texas Tech	D6-88
49	Tate, David	S	6-0	177	11/22/64	3	Colorado	D8-88
27	Taylor, Brian	RB	5-10	175	10/1/67	2	Oregon State	FA-89
57	Thayer, Tom	G	6-4	270	8/16/61	6	Notre Dame	D4-83
80	Thornton, James	TE	6-2	242	2/8/65	3	Cal St.-Fullerton	D4-88
18	Tomczak, Mike	QB	6-1	198	10/23/62	6	Ohio State	FA 85
78	Van Horne, Keith	T	6-6	283	11/6/57	10	USC	D1-81
87	Waddle, Tom	WR	6-0	181	2/20/67	2	Boston College	FA-89
44	Williams, Scott	FB	6-2	234	7/21/62	4	Georgia	FA-90 (Det)
73	Wojciechowski, John	G	6-4	270	7/30/63	4	Michigan State	FA-87
21	Woolford, Donnell	DB	5-9	187	1/6/66	2	Clemson	D1a-89

1990 BEARS FIRST YEAR ROSTER

No	Name	Pos	Ht	Wt	Born	Exp	College	Acc
60	Anderson, Bill	C/G	6-3	267	10/8/66	R	Iowa	D8a-90
48	Armenteros, Alex	S	5-11	196	10/14/65	1	Bethune-Cookman	FA-90
46o	Bailey, Johnny	RB	5-9	180	3/17/67	R	Texas A & I	D9-90
33	Bero, Bryan	FB	6-0	235	5/21/66	1	Utah	FA-89
64o	Brineman, Bruce	G	6-6	287	10/9/66	R	Purdue	FA-90
20	Carrier, Mark	S	6-1	180	4/28/68	R	USC	D1-90
38	Chaffey, Pat	FB	6-1	218	4/19/67	R	Oregon State	D5-90
89	Coley, James	TE	6-3	270	4/13/67	1	Clemson	FA-89
43	Cooney, Anthony	CB	6-0	204	2/8/67	R	Arkansas	D12-90
54	Cox, Ron	LB	6-2	242	2/27/68	R	Fresno State	D2b-90
15	Elmlinger, Steve	WR	6-0	192	4/30/67	R	Indiana State	FA-90
90	Fumi, Steve	TE	6-5	235	2/24/67	R	Miami-Ohio	FA-90
69d	Hennings, Ted	DT	6-3	265	12/1/67	R	Northern Illinois	FA-90
45	Hood, Sloan	FB	5-11	239	1/17/66	R	Texas A & I	FA-90
69o	Koch, Alan	G	6-3	280	10/5/67	R	Rice	FA-90
46d	Lott, James	DB	5-9	181	1/8/67	R	Clemson	FA-90
39	Mangum, John	CB	5-10	173	3/16/67	R	Alabama	D6-90
90d	Manning, Rod	LB	6-1	224	5/15/67	R	North Texas State	FA-90
71o	Marconi, Tim	T	6-6	276	3/4/67	R	Akron	FA-90
75	Matusz, Roman	T	6-4	270	5/10/67	R	Pittsburgh	D11b-90
26	Moses, James	DB	5-11	183	6/9/67	R	Howard	FA-90
83	Moss, Tony	WR	5-7	169	6/6/66	R	LSU	D4-90
47	Pontiflet, Keith	CB	5-11	168	1/19/67	R	Colorado	FA-90
65	Price, Terry	DE	6-4	272	4/5/68	R	Texas A & M	D10-90
85	Ritchie, Thane	TE	6-3	232	12/2/65	1	Wheaton	FA-90
16	Roscoe, Chris	WR	6-1	205	2/3/68	R	Hawaii	FA-90
30	Rouse, James	RB	6-1	220	12/18/66	R	Arkansas	D8b-90
96	Ryan, Tim	DT	6-4	268	9/8/67	R	USC	D3a-90
64d	Sanders, Glenell	LB	6-0	224	11/4/66	R	Louisiana Tech	FA-90
17	Smith, Quintin	WR	5-10	172	8/17/68	R	Kansas	FA-90
97d	Square, Loranzo	LB	6-2	232	1/8/67	R	Temple	FA-90
11	Sullivan, Kent	P	6-0	210	5/15/64	1	Cal Lutheran	FA-90
10	Tarasi, Ray	K	5-11	195	6/8/67	R	Penn State	FA-90
98d	Thompson, Steve	LB	6-4	245	12/13/67	R	UC Davis	FA-90
97o	Tillman, Cedric	WR	5-11	168	4/22/68	R	Northern Colorado	FA-90
98o	Tuten, Henry	WR	5-11	184	12/9/66	R	Pittsburgh	FA-90
91	Washington, Fred	DT	6-2	277	7/11/67	R	TCU	D2a-90
71d	Westbrooks, David	DE	6-4	252	3/23/68	R	Howard	FA-90
70	White, Brent	DE/DT	6-4	254	2/28/67	R	Michigan	D11a-90
19	Williams, Steve	WR	5-9	179	12/19/66	R	Western Illinois	FA-90
2	Willis, Peter Tom	QB	6-2	188	1/4/67	R	Florida State	D3b-90

PRONUNCIATION GUIDE

Bryan Bero	BEER oh	Steve Hyche	high-ch
Cap Boso	BOW so	Keith Ortego	OR ta go
Dick Chapura	shuh PUR uh	Mike Tomczak	TOM zak
Dave Duerson	DUE er son	Tom Waddle	WA dull
Chris Dyko	DIE ko	John Wojciechowski	wo ja HOW ski
Jerry Fontenot	FAHN tuh no	Zaven Yaralian	ya RAIL e in

1989 FINAL STATISTICS

WON 6, LOST 10

Sept. 10	W	17-14	Cincinnati	64,730
Sept. 17	W	38-7	Minnesota	66,475
Sept. 24	W	47-27	@Detroit	71,418
Oct. 2	W	27-13	Philadelphia	66,625
Oct. 8	L	35-42	@Tampa Bay	72,077
Oct. 15	L	28-33	Houston	64,383
Oct. 23	L	7-27	@Cleveland	78,722
Oct. 29	W	20-10	LA Rams	65,506
Nov. 5	L	13-14	@Green Bay	56,556
Nov. 12	W	20-0	@Pittsburgh	56,505
Nov. 19	L	31-32	Tampa Bay	63,826
Nov. 26	L	14-38	@Washington	50,044
Dec. 3	L	16-27	@Minnesota	60,664
Dec. 10	L	17-27	Detroit	52,650
Dec. 17	L	28-40	Green Bay	44,781
Dec. 24	L	0-25	@San Francisco	60,207

Bears Opp

TOTAL FIRST DOWNS	302	332
Rushing	136	118
Passing	147	191
Penalty	19	23
3rd Down: Made/Att	94/214	84/206
3rd Down Pct.	43.9	40.8
4th Down: Made/Att	10/18	7/15
4th Down Pct.	55.6	46.7
POSSESSION AVG.	31:10	28:50
TOTAL NET YARDS	5375	5729
Avg. Per Game	335.9	358.1
Total Plays	1028	1039
Avg. Per Play	5.2	5.5
NET YARDS RUSHING	2287	1897
Avg. Per Game	142.9	118.6
Total Rushes	516	446
NET YARDS PASSING	3088	3832
Avg. Per Game	193.0	239.5
Tackled/Yards Lost	28/174	39/247
Gross Yards	3262	4079
Att./Completions	484/267	554/307
Completion Pct.	55.2	55.4
Had Intercepted	25	26
PUNTS/AVERAGE	72/39.5	67/39.6
NET PUNTING AVG.	33.4	34.6
PENALTIES/YARDS	95/846	95/802
FUMBLE/BALL LOST	23/17	24/12
TOUCHDOWNS	45	43
Rushing	22	21
Passing	21	21
Returns	2	1

SCORE BY PERIOD	1	2	3	4	OT	Tot
BEARS	40	108	82	128	--	358
OPPONENTS	69	111	72	125	--	377

SCORING	TD-Ru	Pa-Rt	PAT	FG	S	TP
Anderson	11	4	0	0/0	0	90
Butler	0	0	0	43/45	15/19	0
Muster	5	3	0	0/0	0/0	0
Davis	0	3	0	0/0	0/0	0
Harbaugh	3	0	0	0/0	0/0	0
McKinnon	0	3	0	0/0	0/0	0
Thornton	0	3	0	0/0	0/0	0
Sanders	0	1	1	0/0	0/0	0
Suhey	1	1	0	0/0	0/0	0
Boso	0	1	0	0/0	0/0	0
Gentry	0	1	0	0/0	0/0	0
Green	1	0	0	0/0	0/0	0
Morris	0	1	0	0/0	0/0	0
Stinson	0	0	1	0/0	0/0	0
Tomczak	1	0	0	0/0	0/0	0
BEARS	22	21	2	43/45	15/19	0
OPPONENTS	21	21	1	41/43	26/36	0

SACKS: Dent 9.0, McMichael 7.5, Armstrong 5.0, Roper 4.5, Perry 4.0, Chapura 3.0, Hampton 2.0, Rivera 2.0, Singletary 1.0, Woods 1.0, BEARS 39.0, OPPONENTS 28.0

RUSHING	No.	Yds	Avg	Long	TD
Anderson	274	1275	4.7	73	11
Muster	82	327	4.0	20	5
Harbaugh	45	276	6.1	126	3
Sanders	41	127	3.1	19	0
Gentry	17	106	6.2	29	0
Tomczak	24	71	3.0	18	1
Suhey	20	51	2.6	8	1
Green	5	46	9.2	137	1
Taylor	2	7	3.5	7	0
Buford	1	6	6.0	6	0
McKinnon	3	5	1.7	3	0
Thornton	1	4	4.0	4	0
Morris	1	-14	-14.0	-14	0
BEARS	516	2287	4.4	73	22
OPPONENTS	446	1897	4.3	168	21

RECEIVING	No.	Yds	Avg	Long	TD
Anderson	50	434	8.7	149	4
Gentry	39	463	11.9	179	1
Muster	32	259	8.1	25	3
Morris	30	486	16.2	158	1
McKinnon	28	418	14.9	41	3
Davis	26	397	15.3	152	3
Thornton	24	392	16.3	136	3
Boso	17	182	10.7	43	1
Suhey	9	73	8.1	22	1
Green	5	48	9.6	21	0
Kozlowski	3	74	24.7	55	0
Sanders	3	28	9.3	116	1
Waddle	1	8	8.0	8	0
BEARS	267	3263	12.2	179	21
OPPONENTS	307	4079	13.3	197	21

INTERCEPTIONS	No.	Yds	Avg	Long	TD	PUNTING	No.	Yds	Avg	Net	TB	In	LG	B
Stinson	4	59	14.8	129	1	Butler	72	2884	39.5	33.4	9	21	60	0
Lynch	3	55	18.3	41	0	BEARS	72	2884	39.5	33.4	9	21	60	0
Gayle	3	39	13.0	20	0	OPP	67	2655	39.6	34.6	6	15	63	0
Woolford	3	0	0.0	0	0									
Roper	2	46	23.0	43	0	PUNT RETURNS	Ret	FC	Yds	Avg	LG	TD		
Jackson	2	16	8.0	16	0	Green	16	5	141	8.8	24	0		
Rivera	2	1	0.5	1	0	McKinnon	10	3	67	6.7	17	0		
Morrissey	2	0	0.0	0	0	Kozlowski	4	0	-2	-0.5	4	0		
Dent	1	30	30.0	30	0	Waddle	1	0	2	2.0	2	0		
Paul	1	20	20.0	20	0	Woolford	1	0	12	12.0	12	0		
Duerson	1	2	2.0	2	0	BEARS	32	8	220	6.9	24	0		
Douglass	1	0	0.0	0	0	OPPONENT	30	5	262	8.7	34	0		
Tate	1	0	0.0	0	0									
BEARS	26	268	10.3	43	1	FIELD GOALS	1-19	20-29	30-39	40-49	50+			
OPPONENTS	25	182	7.3	53	1	Butler	0/0	6/6	6/7	3/5	0/1			

KICKOFF RETURNS	No.	Yds	Avg	Long	TD									
Gentry	28	667	23.8	63	0	OPPONENTS	3/3	11/11	3/6	8/13	1/3			
Sanders	23	491	21.3	196	1	Butler: (29G) (40G) (21G, 22G, 25G, 32G) () () ()								
Green	11	239	21.7	37	0	(35G, 46G) (25G, 37G) (39G, 35G) (40G) ()								
Suhey	6	93	15.5	21	0	(33G, 44N) (22G, 43N, 37N) () (50N)								
Pruitt	2	17	8.5	11	0	OPPONENTS: (45N) (33N, 34N) (40G, 48G)								
Chapura	1	8	8.0	8	0	(47G, 45N, 19G) () (27G, 42N, 19G) (31G, 35G)								
Kozlowski	1	12	12.0	12	0	(45G) () (39N, 45N) (26G, 22G, 52N, 29G, 28G)								
Tate	1	12	12.0	12	0	(40N, 55N, 28G) (51G, 45G) (45G, 28G)								
BEARS	73	1539	21.1	196	1	(19G, 44G, 23G, 21G) (29G, 24G, 36G, 47G)								
OPPONENTS	68	1375	20.2	62	0									

PASSING	Att	Cmp	Yds	Cmp%	Yds/Att	TD	TD%	Int	Int%	Lg	Sack/Yds	Rating
Tomczak	306	156	2058	51.0	6.73	16	5.2	16	5.2	179	10/68	68.2
Harbaugh	178	111	1204	62.4	6.76	5	2.8	9	5.1	149	18/106	70.5
BEARS	484	267	3262	55.2	6.74	21	4.3	25	5.2	179	28/174	69.1
OPPONENTS	554	307	4079	55.4	7.36	21	3.8	26	4.7	197	39/247	72.0

1989 DEFENSIVE STATISTICS

Player	Tackles	Solo	Assisted	PDs	FC	FR	Sacks/Yds
Mike Singletary	151	79	72	5	2	0	1/2
Shaun Gayle	108	60	48	8	1	2	0
Steve McMichael	108	59	49	2	1	1	7.5/39
Ron Rivera	96	38	58	4	1	1	2/19
Dave Duerson	91	52	39	7	1	0	0
Trace Armstrong	80	37	43	1	1	1	5/17
Vestee Jackson	74	44	30	12	0	1	0
Richard Dent	70	37	33	5	2	2	9/64
John Roper	68	41	27	6	2	0	4.5/16
William Perry	61	30	31	2	0	2	4/36
David Tate	60	28	32	2	0	0	0
Donnell Woolford	56	36	20	19	0	0	0
Markus Paul	51	23	28	5	0	0	0
Lemuel Stinson	42	26	16	15	0	0	0
Lorenzo Lynch	38	21	17	8	0	0	0
Dick Chapura	31	14	17	0	0	0	3/2
Dante Jones	28	14	14	0	0	0	0
Jim Morrissey	23	14	9	4	0	0	0
Maurice Douglass	23	12	11	3	0	0	0
Tony Woods	18	11	7	0	0	0	1/1
Dan Hampton	14	8	6	4	0	0	2/21
John Shannon	7	2	5	0	0	0	0
Mickey Pruitt	6	3	3	0	0	0	0
George Streeter	6	4	2	1	0	0	0
Troy Johnson	3	2	1	0	0	0	0

GAME 1

BEARS 17, CINCINNATI 14

Soldier Field 64,730
September 10, 1989

CINCINNATI	7	0	7	0 — 14
CHICAGO	0	7	3	7 — 17

BENGALS - Brooks, 4-yard pass from Esiason (Gallery kick), (6 plays, 25 yards). **BEARS** - Tomczak, 11-yard run (Butler kick), (9, 80). **BENGALS** - Woods, 5-yard run (Gallery kick), (12, 66). **BEARS** - Butler, 29-yard field goal (5, 20). **BEARS** - Thornton, 20-yard pass from Tomczak (Butler kick), (14, 95).

Team Statistics	Bengals	Bears
First Downs	23	19
Total Net Yards	330	365
Rushes/Net Yards	41/179	38/212
Net Passing	151	153
Passes(Att/Com)	36/18	24/10
Had Intercepted	0	2
Punts/Average	4/41.3	2/41.0
Return Yardage	47	33
KOR/Yardage	4/80	3/93
Penalties/Yards	4/21	6/39
Fumbles/Lost	2/0	1/1
Sacks/Yards	3/33	1/6
Possession Time	31:50	28:10

RUSHING

BEARS — Anderson 21-146; Sanders 5-23; Tomczak 5-14; Gentry 2-12; Muster 4-11; Buford 1-6.

BENGALS — Brooks 13-88; Woods 20-62; Esiason 5-20; Jennings 1-5; Ball 2-4.

RECEIVING

BEARS — Thornton 4-86; Gentry 3-39; Morris 1-21; Boso 1-9; Muster 1-4.

BENGALS - Brooks 5-46; Kattus 5-40; McGee 2-38; Martin 2-23; Smith 2-19; Hillary 1-10; Holman 1-8.

PASSING

BEARS — Tomczak 10-24-159, 1 TD, 2 int.

BENGALS - Esiason 18-36-184, 1 TD.

INTERCEPTIONS

BENGALS - Dixon 2-47.

SACKS

BEARS — Hampton 2-21; Rivera 1-12.

BENGALS - Skow 1-6.

GAME 2

BEARS 38, MINNESOTA 7

Soldier Field 66,475
September 17, 1989

MINNESOTA	0	7	0	0 — 7
CHICAGO	7	3	0	28 — 38

BEARS — Anderson, 24-yard pass from Tomczak (Butler kick), (7 plays, 51 yards). **VIKINGS** — Gustafson, 4-yard pass from Wilson (Garcia kick), (8, 47). **BEARS** — Butler, 40-yard field goal (8, 29). **BEARS** — Anderson, 2-yard run (Butler kick), (8, 46). **BEARS** — Anderson, 13-yard run (Butler kick), (9, 63). **BEARS** — Stinson, 29-yard interception return (Butler kick). **BEARS** — Green, 37-yard run (Butler kick), (3, 42).

Team Statistics	Vikings	Bears
First Downs	18	20
Total Net Yards	320	306
Rushes/Net Yards	21/67	39/164
Net Passing	253	142
Passes(Att/Com)	42/24	26/10
Had Intercepted	4	1
Punts/Average	5/34.6	5/41.8
Return Yardage	11	55
KOR/Yardage	7/133	2/51
Penalties/Yards	6/45	5/22
Fumbles/Lost	2/0	0/0
Sacks/Yards	0/0	0/0
Possession Time	25:12	34:48

RUSHING

BEARS — Anderson 23-97; Green 1-37; Sanders 8-31; Thornton 1-4; Tomczak 2-1; Harbaugh 1-(-1); Muster 3-(-5).

VIKINGS — Anderson 5-25; Rice 3-19; Fenney 3-12; Dozier 4-7; Wilson 2-3; Nelson 4-1.

RECEIVING

BEARS — Anderson 3-58; McKinnon 4-46; Suhey 1-22; Morris 1-15; Muster 1-1.

VIKINGS — Carter 6-80; Jordan 2-37; Dozier 3-37; Jones 2-27; Fenney 2-22; Anderson 4-22; Gustafson 2-13; Nelson 1-10; Rice 2-5.

PASSING

BEARS — Tomczak 10-26-142, 1 TD, 1 int.

VIKINGS — Wilson 24-42-253, 1 TD, 4 int.

INTERCEPTIONS

BEARS — Stinson 1-29; Woolford 1-0; Gayle 1-0; Rivera 1-0.

VIKINGS — Browner 1-0.

SACKS

None.

GAME 3
BEARS 47, DETROIT 27
 Pontiac Silverdome 71,418
 September 24, 1989

GAME 4
BEARS 27, PHILADELPHIA 13
 Soldier Field 66,625
 October 2, 1989

CHICAGO	10	10	13	14	— 47
DETROIT	0	13	7	7	— 27

PHILADELPHIA	0	0	3	10	— 13
CHICAGO	0	13	7	7	— 27

BEARS — Butler, 21-yard field goal (12 plays, 60 yards). **BEARS** — Muster, 6-yard run (Butler kick), (9, 78). **LIONS** — Sanders, 3-yard run (Murray kick), (9, 73). **BEARS** — McKinnon, 40-yard pass from Tomczak (Butler kick), (3, 78). **LIONS** — Murray, 40-yard field goal (8, 46). **BEARS** — Butler, 22-yard field goal (9, 76). **LIONS** — Murray, 48-yard field goal (7, 31). **BEARS** — Anderson, 53-yard run (Butler kick), (4, 70). **LIONS** — Gagliano, 1-yard run (Murray kick), (5, 53). **BEARS** — Butler, 25-yard field goal (8, 72). **BEARS** — Butler, 32-yard field goal (5, 19). **BEARS** — Muster, 3-yard pass from Tomczak (Butler kick), (3, 10). **BEARS** — Harbaugh, 1-yard run (Butler kick), (3, 42). **LIONS** — Gagliano, 1-yard run (Murray kick), (4, 35).

Team Statistics	Lions	Bears
First Downs	20	23
Total Net Yards	305	542
Rushes/Net Yards	29/198	37/219
Net Passing	107	323
Passes(Att/Com)	19/9	26/18
Had Intercepted	3	0
Punts/Average	1/40.0	1/42.0
Return Yardage	5	57
KOR/Yardage	10/275	5/89
Penalties/Yards	2/45	7/79
Fumbles/Lost	2/2	0/0
Sacks/Yards	4/19	0/0
Possession Time	23:14	36:46

RUSHING

BEARS — Anderson 16-116; Muster 10-73; Tomczak 2-19; Sanders 2-7; Suhey 2-3; Harbaugh 3-3; Green 2 (-2).

LIONS — Sanders 18-126; Paige 4-31; Gagliano 4-20; Gray 1-14; Painter 2-7.

RECEIVING

BEARS — McKinnon 3-62; Boso 2-60; Kozlowski 1-55; Morris 2-49; Thornton 1-28; Green 1-21; Gentry 2-19; Anderson 3-18; Muster 3-11.

LIONS — Johnson 4-62; Clark 1-25; Stanley 1-14; Sanders 1-10; Painter 1-8; T. Johnson 1-7.

PASSING

BEARS — Tomczak 17-25-302, 2 TDs; Harbaugh 1-1-21.

LIONS — Gagliano 9-19-125, 3 int.

INTERCEPTIONS

BEARS — Lynch 2-14; Roper 1-43.

LIONS — None.

SACKS

BEARS — Perry 1-15; Roper 1-3; Dent 1-1; Armstrong 1-0.

BEARS — McKinnon, 14-yard pass from Tomczak (Butler kick), (9 plays, 51 yards). **BEARS** — Suhey, 1-yard pass from Tomczak (Butler kick), (4, 36). **EAGLES** — Zendejas, 47-yard field goal (10, 59). **BEARS** — Anderson, 2-yard run (Butler kick), (10, 86). **EAGLES** — Garrity, 24-yard pass from Cunningham (Zendejas kick), (9, 82). **EAGLES** — Zendejas, 19-yard field goal (6, 43). **BEARS** — Thornton, 36-yard pass from Tomczak (Butler kick), (7, 63).

Team Statistics	Eagles	Bears
First Downs	23	22
Total Net Yards	435	374
Rushes/Net Yards	15/67	34/113
Net Passing	368	261
Passes(Att/Com)	62/32	38/24
Had Intercepted	4	1
Punts/Average	5/41.4	8/38.0
Return Yardage	20	23
KOR/Yardage	5/83	4/54
Penalties/Yards	9/65	6/35
Fumbles/Lost	2/2	2/2
Sacks/Yards	4/33	1/5
Possession Time	22:25	37:35

RUSHING

BEARS — Anderson 23-85; Sanders 8-23; Tomczak 1-2; McKinnon 1-2; Muster 1-1.

EAGLES — Cunningham 5-41; Toney 8-20; Higgs 1-5; Byars 1-1.

RECEIVING

BEARS — Thornton 5-94; Gentry 5-48; McKinnon 3-36; Boso 3-34; Morris 1-19; Suhey 4-18; Davis 1-9; Sanders 1-5; Anderson 1-3.

EAGLES — Carter 8-113; Byars 10-87; Garrity 4-83; Jackson 6-78; Williams 2-18; Toney 1-15; Quick 1-7.

PASSING

BEARS — Tomczak 24-38-266, 3 TDs, 1 int.

EAGLES — Cunningham 32-62-401, 1 TD, 4 int.

INTERCEPTIONS

BEARS — Gayle 1-19; Roper 1-3; Tate 1-0; Stinson 1-0.

EAGLES — Allen 1-3.

SACKS

BEARS — Dent 3-28; McMichael 1-5

EAGLES — Simmons 1-5.

GAME 5 TAMPA BAY 42, BEARS 35

Tampa Stadium 72,077
October 8, 1989

CHICAGO	0	14	7	14 — 35
TAMPA BAY	14	14	0	14 — 42

BUCS — Carrier, 11-yard pass from Testaverde (Igwebuike kick), (6 plays, 53 yards). **BUCS** — Howard, 1-yard run (Igwebuike kick), (7, 69). **BUCS** — Harris, 3-yard pass from Testaverde (Igwebuike kick), (4, 28). **BEARS** — Anderson, 5-yard run (Butler kick), (5, 27). **BUCS** — Hill, 22-yard pass from Testaverde (Igwebuike kick), (4, 28). **BEARS** — Anderson, 1-yard run (Butler kick), (7, 64). **BEARS** — Sanders, 16-yard pass from Tomczak (Butler kick), (6, 54). **BUCS** — Tate, 16-yard run (Igwebuike kick), (4, 44). **BUCS** — Tate, 4-yard run (Igwebuike kick), (6, 80). **BEARS** — Harbaugh, 26-yard run (Butler kick), (9, 74). **BEARS** — Anderson, 1-yard run (Butler kick), (7, 83).

Team Statistics	Bucs	Bears
First Downs	27	22
Total Net Yards	415	350
Rushes/Net Yards	30/147	26/136
Net Passing	268	214
Passes(Com/Att)	36/22	37/22
Had Intercepted	2	1
Punts/Average	5/41.6	6/40.2
Return Yardage	13	31
KOR/Yardage	2/17	6/144
Penalties/Yards	5/22	5/22
Fumbles/Lost	0/0	3/2
Sacks/Yards	2/1	2/13
Possession Time	32:56	27:04

RUSHING

BEARS — Anderson 17-86; Harbaugh 3-34; Sanders 2-7; Suhey 2-5; Tomczak 2-4.

BUCS — Tate 18-112; Testaverde 3-18; Howard 7-12; Wilder 2-7; Ferguson 1-(-2).

RECEIVING

BEARS — Morris 3-54; Gentry 4-38; Thornton 2-38; Anderson 6-30; Green 2-19; McKinnon 1-17; Sanders 1-16; Muster 2-8; Suhey 1-7.

BUCS — Hill 6-107; Carrier 6-105; Harris 4-24; Drewry 1-18; Howard 3-7; Wilder 1-5; Tate 1-3.

PASSING

BEARS — Tomczak 16-29-162, 1 TD, 1 int.; Harbaugh 6-8-65.

BUCS — Testaverde 22-36-269, 3 TDs, 2 int.

INTERCEPTIONS

BEARS — Morrissey 2-0.

BUCS — Robinson 1-0.

SACKS

BEARS — Perry 1-0; Roper 5-1; McMichael 5-1.

BUCS — Murphy 1-8; Goff 1-5.

GAME 6 HOUSTON 33, BEARS 28

Soldier Field 64,383
October 15, 1989

HOUSTON	0	10	9	14 — 33
CHICAGO	0	14	7	7 — 28

BEARS — Anderson, 6-yard pass from Tomczak (Butler kick), (12 plays, 56 yards). **OILERS** — Zendejas, 27-yard field goal (12, 72). **OILERS** — Hill, 42-yard pass from Moon (Zendejas kick), (1, 42). **BEARS** — Anderson, 1-yard run (Butler kick), (8, 57). **OILERS** — Zendejas, 19-yard field goal (6, 29). **BEARS** — Gentry, 79-yard pass from Tomczak (Butler kick), (3, 83). **OILERS** — Jeffries, 45-yard pass from Moon (Zendejas kick), (7, 78). **BEARS** — Thornton, 7-yard pass from Tomczak (Butler kick), (8, 50). **OILERS** — Moon, 1-yard run (Zendejas kick), (6, 61). **OILERS** — White, 12-yard run (Zendejas kick), (5, 88).

Team Statistics	Oilers	Bears
First Downs	20	16
Total Net Yards	457	332
Rushes/Net Yards	32/140	36/93
Net Passing	317	239
Passes(Att/Com)	26/16	29/20
Had Intercepted	2	4
Punts/Average	3/37.7	2/35.0
Return Yardage	0	45
KOR/Yardage	4/97	4/98
Penalties/Yards	7/65	5/65
Fumbles/Lost	1-0	2-2
Sacks/Yards	0/0	1/8
Possession Time	27:25	32:35

RUSHING

BEARS — Anderson 23-69; Muster 4-16; Gentry 2-5; Suhey 1-3; Tomczak 3-1; McKinnon 1-0; Sanders 2-(-1).

OILERS — Pinkett 6-70; Highsmith 9-21; Moon 10-20; White 4-19; Montgomery 1-6; Rozier 2-4.

RECEIVING

BEARS — Gentry 6-110; Anderson 6-51; Thornton 4-41; Morris 2-23; McKinnon 1-15; Davis 1-7.

OILERS — Hill 5-128; Jeffries 3-72; Givins 3-71; Pinkett 3-23; Duncan 1-14; Jackson 1-9.

PASSING

BEARS — Tomczak 20-29-247, 3 TDs, 4 int.

OILERS — Moon 16-26-317, 2 TDs, 2 int.

INTERCEPTIONS

BEARS — Lynch 1-41; Woolford 1-0.

OILERS — Lyles 2-3; Brown 1-0; Dishman 1-0.

SACKS

OILERS — Childress 1-8.

GAME 7
CLEVELAND 27, BEARS 7
 Cleveland Stadium 78,722
 October 23, 1989

CHICAGO	0	0	0	7 — 7
CLEVELAND	7	0	10	10 — 27

BROWNS — Metcalf, 3-yard pass from Kosar (Bahr kick), (14 plays, 73 yards). **BROWNS** — Bahr, 31-yard field goal (10, 72). **BROWNS** — Metcalf, 7-yard run (Bahr kick), (3, 25). **BROWNS** — Slaughter, 97-yard pass from Kosar (Bahr kick), (1, 97). **BEARS** — Davis, 5-yard pass from Harbaugh (Butler kick), (8, 56). **BROWNS** — Bahr, 35-yard field goal (8, 27).

Team Statistics	Browns	Bears
First Downs	17	20
Total Net Yards	326	301
Rushes/Net Yards	24/53	31/149
Net Passing	273	152
Passes(Att/Com)	29/22	30/13
Had Intercepted	0	1
Punts/Average	6/43.3	7/40.7
Return Yardage	54	24
KOR/Yardage	2/25	6/126
Penalties/Yards	6/33	6/55
Fumbles/Lost	0/0	0/0
Sacks/Yards	2/8	3/17
Possession Time	28:31	31:29

RUSHING

BEARS — Anderson 15-69; Muster 10-48; Gentry 2-22; Harbaugh 3-7; Sanders 1-3.

BROWNS — Metcalf 12-16; Manoa 4-10; Oliphant 2-10; K. Jones 2-8; Redden 2-4; Pagel 1-4; Kosar 1-1.

RECEIVING

BEARS — McKinnon 3-40; Davis 3-37; Anderson 1-31; Gentry 2-24; Thornton 1-23; Muster 2-12; Green 1-2.

BROWNS — Slaughter 8-186; Langhorne 3-27; Newsome 2-26; Manoa 3-19; Brennan 2-15; Metcalf 4-8.

PASSING

BEARS — Harbaugh 9-16-93, 1 TD; Tomczak 4-14-76, 1 int.

BROWNS — Kosar 22-29-281, 2 TDs.

INTERCEPTIONS

BROWNS — Minnifield 1-2.

SACKS

BEARS — Rivera 1-7; Woods 1-1.

BROWNS — Banks 1-9; Gibson 1-1; Perry .5-3.5; Hairston .5-3.5.

GAME 8
BEARS 20, LA RAMS 10
 Soldier Field 65,506
 October 29, 1989

LOS ANGELES	0	3	0	7 — 10
CHICAGO	0	3	7	10 — 20

RAMS — Lansford, 45-yard field goal (11 plays, 45 yards). **BEARS** — Butler, 35-yard field goal (8, 39). **BEARS** — Muster, 1-yard run (Butler kick), (6, 56). **BEARS** — Harbaugh, 1-yard run (Butler kick), (7, 70). **RAMS** — Bell, 1-yard run (Lansford kick), (14, 68). **BEARS** — Butler, 46-yard field goal (6, 35).

Team Statistics	Rams	Bears
First Downs	17	21
Total Net Yards	252	318
Rushes/Net Yards	24/84	39/148
Net Passing	168	170
Passes(Att/Com)	35/13	29/14
Had Intercepted	2	0
Punts/Average	7/44.4	8/45.1
Return Yardage	59	20
KOR/Yardage	4/84	3/69
Penalties/Yards	7/53	6/59
Fumbles/Lost	1/1	1/0
Sacks/Yards	3/17	3/16
Possession Time	24:26	35:34

RUSHING

BEARS — Anderson 22-80; Muster 9-33; Harbaugh 5-31; McKinnon 1-3; Gentry 1-1; Sanders 1-0.

RAMS — Bell 12-32; Delpino 4-25; Green 5-14; Gary 3-13.

RECEIVING

BEARS — Davis 2-49; McKinnon 2-46; Muster 4-44; Thornton 2-19; Morris 2-11; Anderson 1-11; Boso 1-6.

RAMS — Ellard 5-100; McGee 3-29; Delpino 2-26; Holohan 1-13; Johnson 1-9; Bell 1-8.

PASSING

BEARS — Tomczak 4-16-29; Harbaugh 10-13-157.

RAMS — Everett 13-35-185, 2 int.

INTERCEPTIONS

BEARS — Paul 1-20; Woolford 1-0.

SACKS

BEARS — McMichael 1-10; Dent 1-6; Armstrong 1-1.

RAMS — Wilcher 2-9; Greene 1-7.

GAME 9 GREEN BAY 14, BEARS 13

Lambeau Field 56,556
November 5, 1989

CHICAGO	3	0	10	0 — 13
GREEN BAY	7	0	0	7 — 14

PACKERS — Didier, 24-yard pass from Majkowski (Jacke kick), (6 plays, 72 yards). **BEARS** — Butler, 25-yard field goal (13, 60). **BEARS** — Butler, 37-yard field goal (5, 15). **BEARS** — Muster, 2-yard run (Butler kick), (8, 80). **PACKERS** — Sharpe, 14-yard pass from Majkowski (Jacke kick), (14, 73).

Team Statistics	Packers	Bears
First Downs	19	19
Total Net Yards	339	321
Rushes/Net Yards	15/69	34/133
Net Passing	270	188
Passes(Att/Com)	40/23	30/16
Had Intercepted	1	0
Punts/Average	6/48.3	6/35.0
Return Yardage	11	35
KOR/Yardage	4/73	2/37
Penalties/Yards	5/45	8/60
Fumbles/Lost	2/1	0/0
Sacks/Yards	5/29	2/15
Possession Time	25:34	34:26

RUSHING

BEARS — Anderson 15-58; Harbaugh 3-29; Suhey 4-19; Muster 8-16; Sanders 2-8; Gentry 2-3.

PACKERS — Fullwood 10-38; Majkowski 1-14; Woodside 2-11; Haddix 1-3; Workman 1-3.

RECEIVING

BEARS — Muster 6-68; Gentry 1-46; Thornton 1-22; Suhey 2-21; McKinnon 1-19; Davis 1-17; Morris 1-9; Boso 3-1.

PACKERS — Fullwood 2-76; Kemp 4-55; Woodside 4-41; West 3-31; Didier 1-24; Sharpe 2-19; Query 3-17; Fontenot 2-15; Matthews 1-11; Haddix 1-10.

PASSING

BEARS — Harbaugh 16-30-203.

PACKERS — Majkowski 23-40-299, 2 TDs, 1 int.

INTERCEPTIONS

BEARS — Rivera 1-1.

SACKS

BEARS — Roper 2-8; Dent 1-7; Chapura 1-3; McMichael .5-5.5; Armstrong .5-5.5.

PACKERS — Harris 2-15.

GAME 10 BEARS 20, PITTSBURGH 0

Three Rivers Stadium 56,505
November 12, 1989

CHICAGO	7	13	0	0 — 20
PITTSBURGH	0	0	0	0 — 0

BEARS — Anderson, 2-yard run (Butler kick), (8 plays, 30 yards). **BEARS** — Butler, 39-yard field goal (7, 12). **BEARS** — Muster, 20-yard pass from Harbaugh (Butler kick), (4, 35). **BEARS** — Butler, 35-yard field goal (6, 11).

Team Statistics	Steelers	Bears
First Downs	10	20
Total Net Yards	216	337
Rushes/Net Yards	16/54	44/203
Net Passing	162	134
Passes(Att/Com)	26/14	28/14
Had Intercepted	3	1
Punts/Average	3/33.7	4/43.5
Return Yardage	11	39
KOR/Yardage	4/85	1/20
Penalties/Yards	5/35	5/40
Fumbles/Lost	4/3	4/3
Sacks/Yards	4/35	2/1
Possession Time	22:28	37:32

RUSHING

BEARS — Anderson 17-64; Harbaugh 7-56; Gentry 1-29; Muster 8-25; Sanders 5-18; Suhey 2-7; Taylor 2-7; Tomczak 2- (-3).

STEELERS — Stone 1-32; Worley 10-21; Hoge 4-1; Lipps 1-0.

RECEIVING

BEARS — Davis 4-38; Morris 2-37; Muster 3-31; McKinnon 1-9; Anderson 2-7; Sanders 1-7; Gentry 1-6.

STEELERS — Lipps 4-112; Hoge 3-39; Carter 4-23; Mularkey 1-10; Hill 1-9; Worley 1-4.

PASSING

BEARS — Harbaugh 13-25-125, 1 TD, 1 int.; Tomczak 1-3-10.

STEELERS — Brister 14-26-197, 3 int.

INTERCEPTIONS

BEARS — Stinson 2-30; Douglass 1-0.

STEELERS — Lloyd 1-2.

SACKS

BEARS — Perry 2-21; Chapura 1-10; McMichael 1-4.

STEELERS — Williams 1-1; Willis 1-0.

GAME 11 TAMPA BAY 32, BEARS 31

Soldier Field 63,826

November 19, 1989

TAMPA BAY	10	0	3	19 — 32
CHICAGO	0	3	7	21 — 31

BUCS — Igwebiuke, 26-yard field goal (10 plays, 31 yards). **BUCS** — Davis, 13-yard interception return (Igwebiuke kick). **BEARS** — Butler, 40-yard field goal (10, 46). **BUCS** — Igwebiuke, 22-yard field goal (5, 13). **BEARS** — Anderson, 59-yard run (Butler kick), (1, 59). **BUCS** — Tate, 15-yard run (Igwebiuke kick), (5, 34). **BUCS** — Igwebiuke, 29-yard field goal (8, 19). **BEARS** — Morris, 58-yard pass from Tomczak (Butler kick), (2, 65). **BUCS** — Carrier, 78-yard pass from Testaverde (Igwebiuke kick is blocked), (2, 79). **BEARS** — Davis, 26-yard pass from Tomczak (Butler kick), (2, 70). **BEARS** — Davis, 52-yard pass from Tomczak (Butler kick), (3, 59). **BUCS** — Igwebiuke, 28-yard field goal (8, 56).

Team Statistics Buccaneers	Bears
First Downs	21 14
Total Net Yards	390 377
Rushes/Net Yards	31/127 24/111
Net Passing	263 266
Passes(Att/Com)	41/19 31/18
Had Intercepted	0 3
Punts/Average	7/34.4 4/33.0
Return Yardage	30 -2
KOR/Yardage	6/106 6/97
Penalties/Yards	11/123 10/74
Fumbles/Lost	0/0 1/1
Sacks/Yards	4/25 3/16
Possession Time	33:52 26:08

RUSHING

BEARS — Anderson 15-100; Muster 4-18; Harbaugh 3-6; Suhey 1-1; Morris 1- (-14).

BUCCANEERS — Wilder 16-62; Tate 10-40; Stamps 2-20; Smith 2-4; Peebles 1-1.

RECEIVING

BEARS — Morris 3-96; Davis 2-78; Anderson 6-48; Muster 2-27; Gentry 2-15; McKinnon 1-7; Boso 1-6; Thornton 1-5.

BUCCANEERS — Carrier 6-164; Hill 3-30; Peebles 3-29; Hall 2-26; Wilder 1-14; Smith 2-14; Drewrey 1-14; Tate 1- (-3).

PASSING

BEARS — Harbaugh 12-24-126, 3 int.; Tomczak 6-7-156, 3 TDs.

BUCCANEERS — Testaverde 19-41-288, 1 TD.

INTERCEPTIONS

BUCCANEERS — Davis 1-13; Robinson 1-6; Hamilton 1-0.

SACKS

BEARS — Armstrong 1-9; McMichael 1-8; Dent 1-6; Singletary 1-2.

BUCCANEERS — Davis 2-7; Goff 1-9.

GAME 12 WASHINGTON 38, BEARS 14

RFK Stadium 50,044

November 26, 1989

CHICAGO	0	14	0	0 — 14
WASHINGTON	0	14	10	14 — 38

REDSKINS — Warren, 3-yard pass from Rypien (Lohmiller kick), (13 plays, 80 yards). **REDSKINS** — Clark, 5-yard pass from Rypien (Lohmiller kick), (5, 33). **BEARS** — Sanders, 96-yard kickoff return (Butler kick). **BEARS** — McKinnon, 12-yard pass from Tomczak (Butler kick), (5, 40). **REDSKINS** — Lohmiller, 28-yard field goal (12, 80). **REDSKINS** — Monk, 18-yard pass from Rypien (Lohmiller kick), (4, 50). **REDSKINS** — Monk, 9-yard pass from Rypien (Lohmiller kick), (9, 71). **REDSKINS** — Byner, 5-yard run (Lohmiller kick), (7, 30).

Team Statistics Redskins	Bears
First Downs	35 13
Total Net Yards	492 191
Rushes/Net Yards	37/102 19/59
Net Passing	390 132
Passes(Att/Com)	47/30 24/13
Had Intercepted	1 2
Punts/Average	1/55.0 5/37.2
Return Yardage	19 14
KOR/Yardage	3/43 6/180
Penalties/Yards	5/50 9/108
Fumbles/Lost	2/1 1/1
Sacks/Yards	2/11 1/5
Possession Time	38:52 21:08

RUSHING

BEARS — Anderson 13-27; Gentry 1-13; Tomczak 2-10; Muster 3-9.

REDSKINS — Byner 20-82; Morris 12-20; Dupard 1-7; Rypien 3- (-3); Sanders 1- (-4).

RECEIVING

BEARS — McKinnon 3-48; Gentry 3-28; Morris 2-26; Anderson 2-13; Boso 1-9; Davis 1-7; Muster 1-6.

REDSKINS — Monk 9-152; Clark 8-124; Sanders 6-67; Byner 5-45; Morris 1-10; Warren 1-3.

PASSING

BEARS — Tomczak 13-24-137, 1 TD, 2 int.

REDSKINS — Rypien 30-47-401, 4 TDs, 1 int.

INTERCEPTIONS

BEARS — Duerson 1-2.

REDSKINS — Coleman 1-0; Davis 1-0.

SACKS

BEARS — McMichael 1-8; Armstrong 1-3.

REDSKINS — Coleman 1-5.

GAME 13
MINNESOTA 27, BEARS 16
 HHH Metrodome 60,664
 December 3, 1989

CHICAGO	3	0	7	6 — 16
MINNESOTA	7	10	7	3 — 27

BEARS — Butler, 33-yard field goal (9 plays, 36 yards). **VIKINGS** — Walker, 1-yard run (Karlis kick), (7, 66). **VIKINGS** — Jones, 46-yard pass from Wilson (Karlis kick), (6, 73). **VIKINGS** — Karlis, 51-yard field goal (6, 47). **BEARS** — Boso, 3-yard pass from Tomczak (Butler kick), (7, 64). **VIKINGS** — Carter, 24-yard pass from Wilson (Karlis kick), (3, 73). **BEARS** — Suhey, 1-yard run (Butler kick), (9, 92). **VIKINGS** — Karlis, 45-yard field goal (9, 54).

Team Statistics Vikings	Bears
First Downs 24	18
Total Net Yards 387	315
Rushes/Net Yards 35/136	34/137
Net Passing 251	178
Passes(Att/Com) 26/15	33/13
Had Intercepted 1	2
Punts/Average 4/42.5	5/42.8
Return Yardage 26	11
KOR/Yardage 4/87	5/134
Penalties/Yards 6/40	8/85
Fumbles/Lost 2/1	0/0
Sacks/Yards 2/9	1/2
Possession Time 29:05	30:55

RUSHING

BEARS — Anderson 17-76; Muster 3-23; Gentry 1-16; Suhey 7-12; Sanders 3-8; Tomczak 3-2. **VIKINGS** — Fenney 12-53; Walker 18-36; Wilson 4-34; Dozier 1-13.

RECEIVING

BEARS — Davis 4-87; Morris 1-42; Gentry 3-19; Boso 2-15; Anderson 2-12; Suhey 1-5. **VIKINGS** — Jones 4-97; Carter 3-66; Jordan 2-39; Walker 2-22; Gustafson 2-21; Fenney 2-15.

PASSING

BEARS — Tomczak 13-33-180, 1 TD, 2 int.; Harbaugh 0-0-0. **VIKINGS** — Wilson 15-26-260, 2 TDs, 1 int.

INTERCEPTIONS

BEARS — Jackson 1-0. **VIKINGS** — Edwards 1-18; Lee 1-0.

SACKS

BEARS — Dent 1-4; McMichael .5-2.5; Armstrong .5-2.5. **VIKINGS** — Millard 1-2.

GAME 14
DETROIT 27, BEARS 17
 Soldier Field 52,650
 December 10, 1989

DETROIT	0	17	7	3 — 27
CHICAGO	3	7	0	7 — 17

BEARS — Butler, 22-yard field goal (7 plays, 42 yards). **LIONS** — Gagliano, 14-yard run (Murray kick), (8, 74). **LIONS** — Sanders, 18-yard run (Murray kick), (5, 81). **BEARS** — Muster, 11-yard run (Butler kick), (3, 46). **LIONS** — Murray, 45-yard field goal (8, 19). **LIONS** — Sanders, 3-yard run (Murray kick), (11, 72). **LIONS** — Murray, 28-yard field goal (6, 20). **BEARS** — Anderson, 1-yard run (Butler kick), (8, 41).

Team Statistics Lions	Bears
First Downs 17	21
Total Net Yards 295	302
Rushes/Net Yards 31/127	27/130
Net Passing 168	172
Passes(Att/Com) 23/13	37/25
Had Intercepted 1	1
Punts/Average 5/29.4	5/36.4
Return Yardage 32	30
KOR/Yardage 4/96	6/79
Penalties/Yards 7/65	4/25
Fumbles/Lost 2/1	3/1
Sacks/Yards 0/0	5/52
Possession Time 28:15	31:45

RUSHING

BEARS — Harbaugh 8-61; Anderson 12-42; Muster 3-17; Gentry 3-8; Sanders 1-2. **LIONS** — Sanders 26-120; Gagliano 4-15; Johnson 1- (-8).

RECEIVING

BEARS — Anderson 9-58; Morris 5-40; Muster 3-31; Gentry 2-26; Davis 2-23; McKinnon 1-22; Kozlowski 1-13; Thornton 1-6; Boso 1-5. **LIONS** — Phillips 3-47; Sanders 3-39; Johnson 4-30; Stanley 2-28; Clark 1-24.

PASSING

BEARS — Harbaugh 21-29-179, 1 int.; Tomczak 4-8-45. **LIONS** — Gagliano 13-23-168, 1 int.

INTERCEPTIONS

BEARS — Jackson 1-16. **LIONS** — Williams 1-0.

SACKS

LIONS — Ball 2-23; Williams 1-11; Spielman 1-10; Cofer 1-8.

GAME 15 GREEN BAY 40, BEARS 28

Soldier Field 44,781
December 17, 1989

GREEN BAY	14	10	6	10 — 40
CHICAGO	7	7	14	0 — 28

PACKERS — Woodside, 68-yard run (Jacke kick), (4 plays, 80 yards). **BEARS** — Muster, 3-yard pass from Harbaugh (Butler kick), (4, 80). **PACKERS** — Kemp, 27-yard pass from Majkowski (Jacke kick), (9, 59). **BEARS** — Anderson 21-yard pass from Harbaugh (Butler kick), (11, 69). **PACKERS** — Jacke, 19-yard field goal (11, 71). **PACKERS** — Majkowski, 17-yard run (Jacke kick), (7, 68). **PACKERS** — Jacke, 44-yard field goal (4, 3). **BEARS** — Anderson, 49-yard pass from Harbaugh (Butler kick), (5, 60). **PACKERS** — Jacke, 23-yard field goal (13, 74). **BEARS** — Muster, 4-yard run (Butler kick), (7, 32). **PACKERS** — Majkowski, 1-yard run (Jacke kick), (17, 83). **PACKERS** — Jacke, 21-yard field goal (4, 5).

Team Statistics	Packers	Bears
First Downs	24	19
Total Net Yards	456	355
Rushes/Net Yards	36/217	23/158
Net Passing	239	197
Passes(Att/Com)	36/21	28/20
Had Intercepted	1	3
Punts/Average	0/0	1/44.0
Return Yardage	80	30
KOR/Yardage	5/70	7/135
Penalties/Yards	8/75	4/73
Fumbles/Lost	2/0	3/2
Sacks/Yards	1/5	2/8
Possession Time	37:12	22:48

RUSHING

BEARS — Anderson 12-119; Muster 8-35; Harbaugh 2-6; Sanders 1-(-2).

PACKERS — Woodside 10-116; Majkowski 6-59; Fullwood 13-30; Fontenot 2-9; Haddix 5-3.

RECEIVING

BEARS — Anderson 6-90; Gentry 4-37; Davis 3-26; Muster 2-11; Boso 1-11; Thornton 1-10; McKinnon 1-8; Kozlowski 1-6; Green 1-6.

PACKERS — Sharpe 7-94; Kemp 2-45; Woodside 5-43; Matthews 2-33; Haddix 3-27; Fontenot 1-3; Spagnola 1-(-1).

PASSING

BEARS — Harbaugh 20-28-205, 3 TDs, 3 int.

PACKERS — Majkowski 21-36-244, 1 TD, 1 int.

INTERCEPTIONS

BEARS — R. Dent 1-30.

PACKERS — B. Dent 1-53; Lee 1-10; Stephen 1-8.

SACKS

BEARS — Roper 1-5.

PACKERS — Harris 2-8.

GAME 16 SAN FRANCISCO 26, BEARS 0

Candlestick Park 60,207
December 24, 1989

CHICAGO	0	0	0	0 — 0
SAN FRANCISCO	3	13	3	7 — 26

49ERS — Cofer, 29-yard field goal (7 plays, 24 yards). **49ERS** — Cofer, 24-yard field goal (15, 60). **49ERS** — Rice, 29-yard pass from Montana (Cofer kick), (8, 63). **49ERS** — Cofer, 36-yard field goal (1, 0). **49ERS** — Cofer, 47-yard field goal (5, 48). **49ERS** — Flagler, 29-yard run (Cofer kick), (7, 64).

Team Statistics	49ers	Bears
First Downs	17	15
Total Net Yards	314	289
Rushes/Net Yards	29/130	31/122
Net Passing	184	167
Passes(Att/Com)	30/16	34/17
Had Intercepted	1	3
Punts/Average	5/34.8	3/35.7
Return Yardage	29	43
KOR/Yardage	1/21	7/128
Penalties/Yards	2/20	1/5
Fumbles/Lost	0/0	2/2
Sacks/Yards	3/22	1/10
Possession Time	30:10	29:50

RUSHING

BEARS — Harbaugh 7-44; Anderson 13-41; Tomczak 2-21; Green 2-11; Muster 4-7; Suhey 1-1; Gentry 2-(-3).

49ERS — Flagler 8-41; Craig 10-31; Rathman 4-22; Montana 2-16; Young 3-11; Henderson 2-9.

RECEIVING

BEARS — McKinnon 3-43; Morris 3-36; Davis 3-27; Boso 1-26; Thornton 1-20; Gentry 1-8; Waddle 1-8; Muster 2-5; Anderson 2-4.

49ERS — Rice 4-101; Williams 3-38; Rathman 3-19; Jones 3-15; Henderson 1-12; Flagler 1-11; Craig 1-10.

PASSING

BEARS — Tomczak 14-30-147, 2 int.; Harbaugh 3-4-30, 1 int.

49ERS — Montana 10-21-106, 1 TD, 1 int.; Young 6-9-100.

INTERCEPTIONS

BEARS — Gayle 1-20.

49ERS — Jackson 1-16; Griffin 1-3; DeLong 1-1.

SACKS

BEARS — Chapura 1-8; Dent 1-7; McMichael 1-7.

49ERS — Haley 1-10.

1989 FINAL RANKINGS

			NFC/NFL
Touchdowns	—	Neal Anderson, 15	3t/3t
Rushing	—	Neal Anderson, 1275 yards	2/4
Total yards	—	Neal Anderson, 1709 yards	3/4
Passing	—	Mike Tomczak, 68.2 rating	12/24
Punting	—	Maury Buford, 39.5 average	11/21
Kickoff return	—	Dennis Gentry, 24.2 average	4/7

	Offense	NFC/NFL	Defense	NFC/NFL
Total yards/game	335.9	5/10	358.1	12/25
Rush yards/game	142.9	1/2	118.6	9/15
Pass yards/game	193.0	11/19	239.5	11/24
Points/game	22.4	6/10	23.6	10/20

1989 POST-SEASON HONORS

Mike Singletary:	Pro Bowl starter (7th time) All-Pro (AP) All-Pro (Pro Football Weekly) All-NFC (UPI) All-NFL (The Sporting News)
Jay Hilgenberg:	Pro Bowl starter (5th time) All-Pro first-team (AP) All-Pro (Pro Football Weekly) All-NFC (UPI)
Neal Anderson:	Pro Bowl starter (2nd time) All-NFC (UPI)
Kevin Butler:	Second team all-NFC (UPI)
John Roper:	All-rookie (UPI) All-rookie (College and Pro Football Newsweekly) All-rookie (Pro Football Weekly) All-rookie (Football Digest)
Trace Armstrong:	All-rookie (UPI) All-rookie (Pro Football Weekly) Piccolo Award (Teammates)
Donnell Woolford:	All-rookie (UPI) All-rookie (Pro Football Weekly) All-rookie (Football Digest)

RECORDS SET IN 1989

INDIVIDUAL

Consecutive FGs, career (NFL record)	24 — Kevin Butler, 10/16/88-12/3/89 18 — Kevin Butler, 9/14-11/16/86
FG percentage, career	74.5 — Kevin Butler, 1985-89 (108 of 145) 73.8 — Kevin Butler, 1985-88 (93 of 126)
Sacks, career	82.0 — Richard Dent, 1983-89 81.5 — Jim Osborne, 1972-84
Completion percentage, season	62.4 — Jim Harbaugh, 1989 (111 of 178) 61.9 — Rudy Bukich, 1964 (99 of 160)
Kickoff return yards, career	3,408 — Dennis Gentry, 1982-89 2,781 — Gale Sayers, 1965-71
Kickoff returns, career	145 — Dennis Gentry, 1982-89 117 — Dennis Gentry, 1982-88
Punt returns, career	127 — Dennis McKinnon, 1982-89 123 — Jeff Fisher, 1981-84

TEAM

Most opp. FGs, season	26 — 1989 (16 games) 25 — 1973 (14 games)
Most opp. first downs, game	35 — at Wash. (11/26/89) 30 — vs. LA Rams (10/24/54)
Most opp. first downs, season	332 — 1989 290 — 1981
Most opp. passing first downs, season	191 — 1989 (16 games) 158 — 1988 (16 games)
Most opp. net yards, season	5,729 — 1989 5,394 — 1981
Most opp. pass attempts, season	554 — 1989 545 — 1988
Most opp. pass attempts, game	62 — vs. Phil. (10/2/89) 57 — vs. Det. (10/9/88)
Most opp. pass completions, season	307 — 1989 (16 games) 255 — 1987 (15 games) 249 — 1983 (16 games)
Most opp. pass completions, game	32 — vs. Phil. (10/2/89) 30 — at Wash. (11/26/89) 30 — vs. LA Rams (12/26/82)
Most opp. yards passing, season	3,832 — 1989 3,248 — 1981
Fewest opp. punts, game (tied)	0 — vs. GB (12/18/89) — at. Mia (9/23/79) — vs. GB (9/24/67) — vs. Det. (12/2/56)
Fewest opp. fair catches, season	5 — 1989 (16 games) 7 — 1980 (16 games)
Most opp. kickoff returns, game	10 — at Det., 9/24/89 9 — vs. Bos., 11/21/48 — vs. Balt., 10/21/56
Most opp. kickoff return yards, game	275 — at Det., 9/24/89 (10 returns) 254 — vs. LA, 10/13/63 (8 returns)

1989 FINAL NFL STANDINGS

NATIONAL FOOTBALL CONFERENCE

Eastern Division

	W	L	T	Pct.	Pts.	OP
*NY Giants	12	4	0	.750	348	252
**Philadelphia	11	5	0	.688	342	274
Washington	10	6	0	.625	386	308
Phoenix	5	11	0	.313	258	377
Dallas	1	15	0	.063	204	393

Central Division

	W	L	T	Pct.	Pts.	OP
*Minnesota	10	6	0	.625	351	275
Green Bay	10	6	0	.625	362	356
Detroit	7	9	0	.438	312	364
Chicago	6	10	0	.375	358	377
Tampa Bay	5	11	0	.313	320	419

Western Division

	W	L	T	Pct.	Pts.	OP
*San Francisco	14	2	0	.875	442	253
**LA Rams	11	5	0	.688	426	344
New Orleans	9	7	0	.563	386	301
Atlanta	3	13	0	.188	279	437

AMERICAN FOOTBALL CONFERENCE

Eastern Division

	W	L	T	Pct.	Pts.	OP
*Buffalo	9	7	0	.563	409	317
Indianapolis	8	8	0	.500	298	301
Miami	8	8	0	.500	331	379
New England	5	11	0	.313	297	391
NY Jets	4	12	0	.250	253	411

Central Division

	W	L	T	Pct.	Pts.	OP
*Cleveland	9	6	1	.594	334	254
**Houston	9	7	0	.563	365	412
**Pittsburgh	9	7	0	.563	265	326
Cincinnati	8	8	0	.500	404	285

Western Division

	W	L	T	Pct.	Pts.	OP
*Denver	11	5	0	.688	362	226
Kansas City	8	7	1	.531	318	286
LA Raiders	8	8	0	.500	315	297
Seattle	7	9	0	.438	241	327
San Diego	6	10	0	.375	266	290

*Clinched division title; ** Wild Card for playoffs

Indianapolis finished ahead of Miami because of a better conference record (7-5 vs. 6-8).

Houston finished ahead of Pittsburgh because of a head-to-head sweep (2-0).

Minnesota finished ahead of Green Bay because of a better divisional record (6-2 vs. 5-3).

1989 NFL POST-SEASON

(Paid Attendance in parentheses; home team in caps)

NFC First Round

LA Rams 21, PHILADELPHIA 7 (65,479)

NFC Divisional Playoffs

LA Rams 19, NY GIANTS 13 (OT, 1:06) (76,526)

SAN FRANCISCO 41, Minnesota 13 (64,918)

NFC Championship Game

SAN FRANCISCO 30, LA Rams 3 (65,634)

AFC First Round

Pittsburgh 26, HOUSTON 23 (OT, 3:26) (59,406)

AFC Divisional Playoffs

CLEVELAND 34, Buffalo 30 (78,921)

DENVER 23, Pittsburgh 23 (75,477)

AFC Championship Game

DENVER 37, Cleveland 21 (76,046)


Super Bowl XXIV at Louisiana Superdome, New Orleans, Louisiana

San Francisco (NFC) 55, DENVER (AFC) 10 (72,919)

AFC-NFC Pro Bowl at Honolulu, Hawaii

NFC 27, AFC 21 (50,445)

**RECORDS
AND
HISTORY**



THE LAST TIME...

Blocked Extra Point

- By Bears — Al Harris, vs. Det., 12/11/88 (Ed Murray kicker)
- By Opp. — Michael Brim, at Min., 12/3/89 (Kevin Butler kicker)

Blocked Field Goal

- By Bears — Dan Hampton, vs. Cin., 9/10/89 (Jim Gallery kicker)
- By Opp. — Brad Edwards, at Min., 12/3/89 (Kevin Butler kicker)

Blocked Field Goal for TD

- By Bears — Virgil Livers, vs. Raiders, 10/1/78 (Mike Spivey returned 71 yards for TD)
- By Opp. —

Blocked Punt

- By Bears — Glen Kozlowski, vs. Det., 12/17/89 (Jim Arnold punter)
- By Opp. — Reggie Sutton, vs. NO, 10/18/87 (Kevin Brown punter)

Blocked Punt for TD

- By Bears — Egypt Allen, at Phil., 10/4/87 (Anthony Mosley returned 9 yards for TD)
- By Opp. — Eric Howard, vs. NY Giants, 9/14/87 (Tom Flynn recovered in endzone)

Defensive Lineman Scored TD

- By Bears — Richard Dent (DE), at Dal., 11/17/85, 1 yard.
- By Opp. — Reuben Davis (DE), vs. TB, 11/19/89, 13 yards.

Fumble Returned for TD

- By Bears — Wilber Marshall, vs. Det., 10/26/86, 12 yards
- By Opp. — Chris Martin, vs. Min., 9/18/88, recovered in endzone

Intercepted Pass Returned for TD

- By Bears — Lemuel Stinson, vs. Min., 9/17/89, 29 yards
- By Opp. — Walker Lee Ashley, at Min., 12/19/88, 94 yards

Kickoff Returned for TD

- By Bears — Thomas Sanders, at Wash., 11/26/89, 93 yards
- By Opp. — Del Rodgers, vs. GB, 12/9/84, 97 yards

Linebacker Scored TD

- By Bears — Wilber Marshall, vs. Det., 10/26/86 (fumble returned 12 yards)
- By Opp. —

Missed Extra Point

- By Bears — Kevin Butler, vs. Phil., 10/2/89, wide left
- By Opp. — Donald Igwebuike, vs. TB, 11/19/89, hit blocker in back

Offensive Lineman Caught a Pass

- By Bears — Mark Bortz, vs. Det., 10/26/86, 8 yards
- By Opp. —

Offensive Lineman Scored TD

- By Bears — William Wrightkin, 1953
- By Opp. — (None since at least 1962)

Punt Returned for TD

- By Bears — Dennis McKinnon, at TB, 10/25/87, 65 yards
- By Opp. — Dana McLemore, at SF, 12/14/87, 83 yards

Safety

- By Bears — Steve McMichael, vs. GB, 11/27/88
- By Opp. — Charles Haley, vs. SF, 10/24/88

Shut Out

- By Bears — at Pittsburgh, 11/12/89, 20-0
- By Opp. — at SF, 12/24/89, 26-0

THE LAST TIME BY THE NUMBERS...

3 TDs Rushing

By Bears — Neal Anderson, at TB, 10/8/89
By Opp. — Larry Csonka, at Mia., 9/23/79

3 TDs Receiving

By Bears — Willie Gault, at NO, 9/18/83
By Opp. — Jerry Rice, at SF, 12/14/87

3 TD Passes

By Bears — Jim Harbaugh, vs. GB, 12/17/89
By Opp. — Vinnie Testaverde, at TB, 10/8/89

4 TDs Rushing

By Bears — Bobby Douglass, at GB, 11/4/73
By Opp. — Jim Taylor, vs. GB, 11/4/62

4 TDs Receiving

By Bears — Mike Ditka, at LA Rams, 10/13/63
By Opp. — Never

4 TD Passes

By Bears — Jack Concannon, vs. GB, 12/13/70
By Opp. — Mark Rypien, at Wash., 11/26/89

4 Field Goals

By Bears — Kevin Butler, at Det., 9/24/89
By Opp. — Mike Cofer, at SF, 12/24/89

5 TD Passes

By Bears — Ray Buivid, vs. Chicago Cards, 12/5/37
By Opp. — Tommy Kramer, at Min., 11/28/82

5 Field Goals

By Bears — Mac Percival, at Phil., 10/20/68
By Opp. — Fred Cox, vs. Min., 9/23/73

100-yards Rushing

By Bears — Neal Anderson, vs. GB, 12/17/89 (119 yards on 12 carries)
By Opp. — Keith Woodside, vs. GB, 12/17/89 (116 yards on 16 carries)

100-yards Receiving

By Bears — Dennis Gentry, vs. Hou., 10/15/89 (110 yards on 6 receptions)
By Opp. — Jerry Rice, at SF, 12/24/89 (101 yards on 4 receptions)

100-yards Rushing and Receiving

By Bears — Walter Payton (104 rush, 102 rec), at LA Rams, 12/26/82
By Opp. —

2 100-yard Rushers

By Bears — Matt Suhey (112) and Walter Payton (106), at TB, 11/20/83
By Opp. — Ottis Armstrong (116) and Norris Weese, vs. Den., 12/12/76

2 100-yard Receivers

By Bears — Willie Gault (146) and Dennis McKinnon (133), at Min., 9/19/85
By Opp. — Art Monk (152) and Gary Clark (124), at Wash., 11/26/89

3 100-yard Receivers

By Bears — Never
By Opp. — George Farmer (183), Preston Dennard (122), Wendell Tyler (102) at Rams 12/26/82

200-yards Rushing

By Bears — Walter Payton, vs. Min., 11/20/77 (275 yards on 40 carries)
By Opp. — Earl Campbell, vs. Hou., 11/16/80 (206 yards on 31 carries)

200-yards Receiving

By Bears — Johnny Morris, at Dal., 11/18/62 (201 yards on 10 receptions)
By Opp. — Bernie Casey, vs. SF, 11/13/66

300-yards Passing

By Bears — Mike Tomczak, at Det., 9/24/89 (17 of 25 for 302; 2 TDs)
By Opp. — Warren Moon, vs. Hou., 10/15/89 (16 of 26 for 317; 2 TDs)

400-yards Passing

By Bears — Bill Wade, at Dal., 11/18/62 (28 of 46 for 466; 2 TDs)
By Opp. — Mark Rypien, at Wash., 11/26/89 (30 of 47 for 401; 4 TDs)

INDIVIDUAL RECORDS

SERVICE

PLAYER

Seasons

- 14 Bill George, 1952-65
Doug Buffone, 1966-79
- 13 George Trafton, 1920-32
Clyde (Bulldog) Turner, 1940-52
Jim Osborne, 1972-84
Walter Payton, 1975-87

Games

- 190 Walter Payton, 1975-87
- 186 Doug Buffone, 1966-79
- 185 Jim Osborne, 1972-84

Consecutive games

- 186 Walter Payton, 1975-87
- 179 Mike Hartenstine, 1975-86
- 167 Bob Parsons, 1972-83

COACH

Seasons

- 40 George Halas, 1920-29, 33-42, 46-55, 58-67
- 8 **Mike Ditka, 1982-89**
- 4 Hunk Anderson/Luke Johnsos (co-coaches), 1942-45
Jim Dooley, 1968-71
Neill Armstrong, 1978-81

SCORING

POINTS

Lifetime

- 750 Walter Payton, 1975-87 (125 TD)
- 629 Bob Thomas, 1975-84 (245 XP, 128 FG)
- 541 George Blanda, 1949-58 (5 TD, 247 XP, 88 FG)

Season

- 144 **Kevin Butler, 1985 (51 XP, 31 FG)**
- 132 Gale Sayers, 1965 (22 TD)
- 120 **Kevin Butler, 1986 (36 XP, 28 FG)**

Game

- 36 Gale Sayers, 12/12/65 (6 TD)
- 24 Last: Bobby Douglass, 11/4/73

Consecutive games

- 83 George Blanda, 10/28/51-11/9/58
- 55 Bob Thomas, 12/2/79-12/16/84
- 41 **Kevin Butler, 9/8/85-12/6/87**

TOUCHDOWNS

(Rushes-receptions-returns)

Lifetime

- 125 Walter Payton, 1975-87 (110-15-0)
- 59 Rick Casares, 1955-64 (49-10-0)
- 56 Gale Sayers, 1965-71 (39-9-8)

Season

- 22 Gale Sayers, 1965 (14-6-2)
- 16 Walter Payton, 1977; 1979 (14-2-0)
- 15 **Neal Anderson, 1989 (11-4-0)**

Game

- 6† Gale Sayers, 12/12/65 (4-1-1)
- 4 Last: Bobby Douglass, 11/4/73

Consecutive games

- 8 Rick Casares, 11/1/59-9/25/60
- 7 Ken Kavanaugh, 11/2-12/14/47
- Willie Galimore, 9/28-11/9/58
- Gale Sayers, 10/26-12/6/69
- Walter Payton, 10/3-11/14/76

EXTRA POINTS MADE

Lifetime

- 247 George Blanda, 1949-58
- 245 Bob Thomas, 1975-84
- 195 **Kevin Butler, 1985-89**

Season

- 52 Roger Leclerc, 1965
- 51 **Kevin Butler, 1985**
- 45 George Blanda, 1956

Game

- 8 Bob Snyder, 11/14/43
- 7 Last: Bob Thomas 12/7/80

EXTRA POINTS ATTEMPTED

Lifetime

- 268 Bob Thomas, 1975-84
- 250 George Blanda, 1949-58
- 201 **Kevin Butler, 1985-89**

Season

- 52 Ray (Scooter) McLean, 1947
- Roger Leclerc, 1965
- 51 **Kevin Butler, 1985**
- 47 George Blanda, 1956

Game

- 9 Bob Thomas, 12/7/80
- 8 Bob Snyder, 11/14/43
- George Blanda, 10/21/56
- Roger Leclerc, 11/25/62

CONSECUTIVE EXTRA POINTS

Lifetime

- 156 George Blanda, 10/28/51-10/21/56
- 143 Mac Percival, 11/19/67-11/4/73

* NFL Record

† Tied NFL Record

Season

- 52 Roger Leclerc, 1965
- 51 **Kevin Butler, 1985**
- 37 George Blanda, 1955

Game

- 8 Bob Snyder, 11/14/43
- 7 Last: Bob Jercks, 10/13/63

FIELD GOALS MADE

Lifetime

- 128 Bob Thomas, 1975-84
- 108 **Kevin Butler, 1985-89**
- 99 Mac Percival, 1967-73

Season

- 31 **Kevin Butler, 1985**
- 28 **Kevin Butler, 1986**
- 25 Mac Percival, 1968

Game

- 5 Roger Leclerc, 12/3/61
- Mac Percival, 10/20/68
- 4 **Last: Kevin Butler, 9/24/89**

Long

- 55 Bob Thomas, 11/23/75
- 52 Lee Artoe, 10/27/40
- Bob Thomas, 11/11/84; 11/18/84
- Kevin Butler, 9/22/86; 11/8/87; 11/29/87**

- 51 John Roveto, 11/21/82

50+ Yards (lifetime)

- 4 Bob Thomas, 1975-84
- 3 **Kevin Butler, 1985-89**
- 2 Mac Percival, 1967-73

FIELD GOAL ATTEMPTS

Lifetime

- 205 Bob Thomas, 1975-84
- 201 George Blanda, 1949-58
- 182 Mac Percival, 1967-73

Season

- 41 **Kevin Butler, 1986**
- 38 **Kevin Butler, 1985**
- 36 Mac Percival, 1968

Game

- 7 Roger Leclerc, 11/17/63
- 6 George Blanda, 11/3/57
- Kevin Butler, 9/19/85; 9/14/86; 11/8/87**

CONSECUTIVE FIELD GOALS

Lifetime

- 24* **Kevin Butler, 10/16/88-12/3/89**
- 18 **Kevin Butler, 9/14-11/16/86**
- 14 **Kevin Butler, 11/8-12/6/87**

Game (no misses)

- 5 Roger Leclerc, 12/3/61
- Mac Percival, 10/20/68
- 4 **Last: Kevin Butler, 9/24/89**

Games

- 13 **Kevin Butler, 11/10/85-10/12/86**
- 12 George Blanda, 11/11/56-11/3/57
- 10 George Blanda, 11/14/54-11/20/55
- Mac Percival, 10/13/68-12/15/68

FIELD GOAL PCT.

Lifetime (25+ attempts)

- 74.5 **Kevin Butler, 1985-89, (108 of 145)**
- 62.4 Bob Thomas, 1975-84, (128 of 205)
- 54.4 Mac Percival, 1967-73, (99 of 182)

Season (10+)

- 81.6 **Kevin Butler, 1985, (31 of 38)**
- 78.9 **Kevin Butler, 1988; 1989, (15 of 19)**
- 78.5 Bob Thomas, 1984, (22 of 28)

SAFETIES

Lifetime

- 3 **Steve McMichael, 1981-1989**

RUSHING

ATTEMPTS

Lifetime

- 3,838* Walter Payton, 1975-87
- 1,386 Rick Casares, 1955-67
- 991 Gale Sayers, 1965-71

Season

- 381 Walter Payton, 1984
- 369 Walter Payton, 1979
- 339 Walter Payton, 1977; 1981

Game

- 40 Walter Payton, 11/20/77
- 39 Walter Payton, 10/7/79
- 38 Walter Payton, 11/26/81

YARDS GAINED

Lifetime

- 16,726* Walter Payton, 1975-87
- 5,657 Rick Casares, 1955-64
- 4,956 Gale Sayers, 1965-71

Season

- 1,852 Walter Payton, 1977
- 1,684 Walter Payton, 1974
- 1,610 Walter Payton, 1979

Game

- 275* Walter Payton, 11/20/77
- 205 Walter Payton, 10/30/77
- Gale Sayers, 11/3/68
- 197 Gale Sayers, 12/18/66

Long

- 86 Bill Osmanski, (TD) 10/15/39
- 85 Pete Stinchcomb, (TD) 11/20/21
- 82 Beattie Feathers, (TD) 10/10/34

1,000 YARDS

Seasons

- 10* Walter Payton, 1976-81; 83-86
- 2 Gale Sayers, 1966; 69
- Neal Anderson, 1988-89
- 1 Beattie Feathers, 1934
- Rick Casares, 1956

Consecutive seasons

- 6 Walter Payton, 1976-81
- 4 Walter Payton, 1983-86
- 2 Neal Anderson, 1988-89

200-YARD GAMES

Lifetime

- 2 Walter Payton, 1975-87
- 1 Gale Sayers, 1965-71

Season

- 2 Walter Payton, 1977
- 1 Gale Sayers, 1968

100-YARD GAMES

Lifetime

- 77* Walter Payton, 1975-87
- 20 Gale Sayers, 1965-71
- 13 Rick Casares, 1955-64

Season

- 10 Walter Payton, 1977; 1985
- 9 Walter Payton, 1979; 1984
- 8 Walter Payton, 1980

Consecutive games

- 9 Walter Payton, 10/13-12/8/85
- 6 Walter Payton, 9/9-10/14/84
- 5 Walter Payton, 11/13-12/11/77

AVERAGE GAIN

Lifetime (250+ attempts)

- 6.6 Bobby Douglass, 1969-75
- 5.8 Beattie Feathers, 1934-37
- 5.0 Gale Sayers, 1965-71

Season (100+)

- 9.9* Beattie Feathers, 1934
- 6.9 Bobby Douglass, 1972
- 6.2 Gale Sayers, 1968

Game (10+)

- 11.8 Joe Maniaci, 10/2/39
- 11.6 Gale Sayers, 12/18/66
- 11.2 Rick Casares, 12/16/56

TOUCHDOWNS

Lifetime

- 110* Walter Payton, 1975-87
- 49 Rick Casares, 1955-64
- 39 Gale Sayers, 1965-71

Season

- 14 Walter Payton, 1977; 1979
- Gale Sayers, 1965
- 13 Walter Payton, 1976
- 12 Rick Casares, 1956
- Neal Anderson, 1988

Game

- 4 Rick Casares, 10/28/56; 12/6/59
- Gale Sayers, 12/12/65
- Bobby Douglass, 11/4/73
- 3 Last: Neal Anderson, 10/8/89

Consecutive games

- 7 Gale Sayers, 10/26-12/6/69
- Walter Payton, 10/3-11/14/76
- 6 Beattie Feathers, 9/30-10/28/34
- Johnny Lujack, 10/1-11/12/50
- Rick Casares, 11/1-12/6/59
- Gale Sayers, 11/14-12/19/65

PASSING

QB RATING

Lifetime (400+ attempts)

- 80.4 Jim McMahon, 1982-88
- 75.0 Sid Luckman, 1939-50
- 73.4 Bill Wade, 1961-66

Season (100+)

- 107.8 Sid Luckman, 1943
- 97.8 Jim McMahon, 1984
- 95.5 Sid Luckman, 1941

ATTEMPTS

Lifetime

- 1,744 Sid Luckman, 1939-50
- 1,513 Jim McMahon, 1982-88
- 1,407 Bill Wade, 1961-66

Season

- 436 Vince Evans, 1981
- 412 Bill Wade, 1962
- 385 Jack Concannon, 1970

Game

- 57 Bill Wade, 10/25/64
- 52 Johnny Lujack, 10/23/49
- 50 Jack Concannon, 12/20/70

COMPLETIONS

Lifetime

- 904 Sid Luckman, 1939-50
- 874 Jim McMahon, 1982-88
- 767 Bill Wade, 1961-66

Season

- 225 Bill Wade, 1962
- 195 Vince Evans, 1981
- 194 Jack Concannon, 1970

Game

- 33 Bill Wade, 10/25/64
- 31 Virgil Carter, 12/6/69
- 29 Johnny Lujack, 10/23/49

Consecutive

- 13 Rudy Bukich, 11/22-11/26/64
- 11 **Mike Tomczak, 10/2/89**
- 10 Vince Evans, 12/7/80

Long

- 98 Bill Wade, 10/8/61 (TD to John Farrington)
- 93 Jack Concannon, 11/19/67 (TD to Dick Gordon)
- 91 Ed Brown, 10/16/60 (TD to Willard Dewveall)

COMPLETION PERCENTAGE

Lifetime (250+ completions)

- 57.8 Jim McMahon, 1982-88 (874 of 1,513)
- 54.5 Bill Wade, 1961-66 (767 of 1,407)
- 54.0 Rudy Bukich, 1958-59; 62-68 (474 of 878)

Season (60+)

- 62.4 **Jim Harbaugh, 1989 (111 of 178)**
- 61.9 Rudy Bukich, 1964 (99 of 160)
- 59.5 Jim McMahon, 1987 (125 of 210)

Games (10+)

- 86.7 Bob Williams, 10/12/52 (13 of 15)
- 83.3 Gene Ronzani, 10/22/44 (10 of 12)
- Ed Brown, 11/20/55 (15 of 18)
- Bill Wade, 11/8/64 (10 of 12)

YARDS

Lifetime

- 14,686 Sid Luckman, 1939-50
- 11,203 Jim McMahon, 1982-88
- 9,958 Bill Wade, 1961-66

Season

- 3,172 Bill Wade, 1962
- 2,712 Sid Luckman, 1947
- 2,658 Johnny Lujack, 1949

Game

- 468 Johnny Lujack, 12/11/49
- 466 Bill Wade, 11/18/62
- 433 Sid Luckman, 11/14/43

300-YARD GAMES

Lifetime

- 9 Bill Wade, 1961-66
- 4 George Blanda, 1949-58
- 3 Sid Luckman, 1939-50
- Johnny Lujack, 1949-51
- Vince Evans, 1977-82

Season

- 4 Bill Wade, 1962
- 3 Bill Wade, 1961

Consecutive games

- 2 Sid Luckman, 10/12-10/19/47
- George Blanda, 10/17-10/24/54
- Bill Wade, 10/14-10/21/62; 11/18-11/25/62

TOUCHDOWN PASSES

Lifetime

- 137 Sid Luckman, 1939-50
- 68 Bill Wade, 1961-66
- 67 Jim McMahon, 1982-88

Season

- 28 Sid Luckman, 1943
- 24 Sid Luckman, 1947
- 23 Johnny Lujack, 1949

Game

- 7* Sid Luckman, 11/14/43
- 6 Johnny Lujack, 12/11/49
- 5 Ray Buivid, 12/5/37

Consecutive games

- 19 Sid Luckman, 11/22/42-11/26/44
- 14 Sid Luckman, 10/12/47-10/17/48

PASSES INTERCEPTED

Lifetime

- 132 Sid Luckman, 1939-50
- 88 Ed Brown, 1954-61
- 70 George Blanda, 1949-58

Season

- 31 Sid Luckman, 1947
- 24 Bill Wade, 1962
- George Blanda, 1953
- 22 Johnny Lujack, 1949

Game

- 7 Edmund (Zeke) Bratkowski, 10/2/60
- 5 Last: Larry Rakestraw, 11/22/68

PASSES NOT INTERCEPTED

Lifetime

- 134 Jim McMahon, 9/2-11/4/84

Game

- 46 Bill Wade, 10/11/64
- 39 Vince Evans, 10/25/81
- 38 Bill Wade, 10/4/64

LOWEST INTERCEPTION PCT.

Lifetime (400+attempts)

- 3.70 Jim McMahon, 1982-88 (56 int, 1,513 att)
- 4.69 Bill Wade, 1961-66 (66 int, 1,407 att)
- 5.13 Rudy Bukich, 1958-59, 62-68 (45 int, 878 att)

Season (100+)

- 1.40 Jim McMahon, 1984 (2 int, 143 att)
- 2.88 Rudy Bukich, 1965 (9 int, 312 att)
- 3.13 Mike Phipps, 1979 (8 int, 255 att)

AVERAGE GAIN PER ATTEMPT

Lifetime (400+ passes)

- 8.42 Sid Luckman, 1939-50
- 8.23 Bernie Masterson, 1934-40
- 7.79 Johnny Lujack, 1948-51

Season (100+)

- 10.86 Sid Luckman, 1943
- 9.924 Sid Luckman, 1941
- 9.923 Ed Brown, 1956

Game (10+)

- 17.1 Charlie O'Rourke, 11/22/42
- 16.9 Sid Luckman, 10/5/41
- 16.7 Gene Ronzani, 10/22/44

RECEIVING

RECEPTIONS

Lifetime

- 492 Walter Payton, 1975-87
- 356 Johnny Morris, 1958-67
- 316 Mike Ditka, 1961-66

Season

- 93 Johnny Morris, 1964
- 75 Mike Ditka, 1964
- 71 Dick Gordon, 1970

Game

- 14 Jim Keane, 10/23/49
- 13 Mike Ditka, 10/25/64
- 11 Johnny Morris, 10/11/64

Consecutive Games

- 49 Mike Ditka, 12/3/61-10/10/65
- 45 Walter Payton, 12/16/84-12/27/87
- 34 Willie Gault, 11/17/85-12/27/87

Yards

Lifetime

- 5,059 Johnny Morris, 1958-67
- 4,616 Harlon Hill, 1954-61
- 4,538 Walter Payton, 1975-87

Season

- 1,200 Johnny Morris, 1964
- 1,128 Harlon Hill, 1956
- 1,124 Harlon Hill, 1954

Game

- 214 Harlon Hill, 10/31/54
- 201 Johnny Morris, 11/18/62
- 198 Harlon Hill, 10/21/56

Long

- 98 John Farrington (TD), 10/8/61
- 93 Dick Gordon (TD), 11/19/67
- 91 Willard Dewveall (TD), 10/16/60

1,000 YARDS

Seasons

- 2 Harlon Hill, 1954; 1956
- 1 Mike Ditka, 1961
- Johnny Morris, 1964
- Dick Gordon, 1970

100-YARD GAMES

Lifetime

- 19 Harlon Hill, 1954-61
- 15 Johnny Morris, 1958-67
- 14 Mike Ditka, 1961-66

Season

- 7 Harlon Hill, 1954
- 6 Harlon Hill, 1956
- Johnny Morris, 1964
- 5 Mike Ditka, 1961

Consecutive games

- 3 Harlon Hill, 11/11-11/25/56
- 2 Last: Willie Gault, 9/18-9/25/83

AVERAGE GAIN

Lifetime (100+ attempts)

- 22.4 Ken Kavanaugh, 1940-41, 45-50
- 21.7 Ray (Scooter) McLean, 1940-47
- 20.4 Harlon Hill, 1954-61

Season (30+)

- 25.6 Ken Kavanaugh, 1947
- 25.0 Harlon Hill, 1954
- 24.0 Harlon Hill, 1956

Game (4+)

- 44.8 Dick Gordon, 11/19/67
- 37.5 Gene Schroeder, 12/16/51
- 37.0 Billy Stone, 11/23/52

TOUCHDOWNS

Lifetime

- 50 Ken Kavanaugh, 1940-41, 45-50
- 40 Harlon Hill, 1954-61
- 35 Dick Gordon, 1965-71

Season

- 13 Ken Kavanaugh, 1947
- Dick Gordon, 1970
- 12 Harlon Hill, 1954
- Mike Ditka, 1961
- 11 Harlon Hill, 1956

Game

- 4 Harlon Hill, 10/31/54
- Mike Ditka, 10/13/63
- 3 Last: Willie Gault, 9/18/83

Consecutive games

- 7 Ken Kavanaugh, 11/2-12/14/47
- 5 Mike Ditka, 10/22-11/19/61
- Dennis McKinnon, 9/8-10/5/85

INTERCEPTIONS

INTERCEPTIONS BY

Lifetime

- 38 Gary Fencik, 1976-87
- 37 Richie Petitbon, 1959-68
- 27 Bennie McRae, 1962-70

Season

- 9 Roosevelt Taylor, 1963
- 8 Clyde (Bulldog) Turner, 1942
- Johnny Lujack, 1948
- Richie Petitbon, 1963
- Vestee Jackson, 1988**

Game

- 3 Hank Margarita, 11/11/45
- Johnny Lujack, 9/26/48
- Richie Petitbon, 9/24/67
- Curtis Gentry, 11/19/67
- Ross Brupbacher, 12/12/76

Consecutive games

- 4 **Last: Dave Duerson, 9/14-10/5/86**

YARDS RETURNED

Lifetime

- 643 Richie Petitbon, 1959-68
- 485 Bennie McRae, 1962-70
- 483 Gary Fencik, 1976-87

Season

- 212 Richie Petitbon, 1962
- 182 JC Caroline, 1956
- 172 Don Kindt, 1953
- Roosevelt Taylor, 1963

Game

- 101 Richie Petitbon, 12/9/62
- 96 Clyde (Bulldog) Turner, 10/26/47
- Roosevelt Taylor, 10/20/68
- 92 Todd Bell, 11/22/81

Long

- 101 Richie Petitbon, (TD) 12/9/62
- 96 Clyde (Bulldog) Turner, (TD) 10/26/47
- Roosevelt Taylor, (TD) 10/20/68
- 92 Todd Bell, (TD) 11/22/81

TOUCHDOWNS

Lifetime

- 4 Bennie McRae, 1962-70
- 3 Richie Petitbon, 1959-68
- Roosevelt Taylor, 1961-69

Season

- 2 Jerry Weatherly, 1950
- JC Caroline, 1956
- Bennie McRae, 1967

Game

- 1 **Last: Lemuel Stinson, 9/17/89**

PUNTING

PUNTS

Lifetime

- 878 Bob Parsons, 1972-83
- 833 Bobby Joe Green, 1962-73
- 343 Ed Brown, 1954-61

Season

- 114* Bob Parsons, 1981
- 99 Bob Parsons, 1976
- 96 Bob Parsons, 1978

Game

- 14 Keith Molesworth, 12/10/33
- 11 Last: Dave Finzer, 12/3/84

YARDS

Lifetime

- 35,057 Bobby Joe Green, 1962-73
- 34,180 Bob Parsons, 1972-83
- 13,912 Ed Brown, 1954-61

Season

- 4,531 Bob Parsons, 1981
- 3,726 Bob Parsons, 1976
- 3,625 Bob Parsons, 1975

Game

- 517 Keith Molesworth, 12/10/33
- 476 Bob Parsons, 11/6/77
- 471 George Gulyanics, 11/14/48

Long

- 94 Joe Lintzenich, 11/16/31
- 87 Dave Finzer, 10/7/84
- 81 Bob Parsons, 12/4/82

GROSS AVERAGE

Lifetime (75+ punts)

- 44.5 George Gulyanics, 1947-52
- 42.1 Bobby Joe Green, 1962-73
- 41.9 Fred (Curley) Morrison, 1950-53

Season (30+)

- 46.5 Bobby Joe Green, 1963
- 44.5 Bobby Joe Green, 1964
- 44.2 George Gulyanics, 1948

Game (4+)

- 57.3 Fred (Curley) Morrison, 11/16/52
- 54.6 Maury Buford, 10/21/85**
- 54.0 Maury Buford, 10/6/85**

INSIDE 20

Lifetime

- 158 Bob Parsons, 1972-83
- 59 Maury Buford, 1985-86; 89**
- 27 Bryan Wagner, 1987-88

Season

- 31 Bob Parsons, 1981
- 26 Bob Parsons, 1979
- Dave Finzer, 1984
- 21 Bob Parsons, 1983
- Maury Buford, 1989**

Game

- 5 Bob Parsons, 11/6/77
- 4 Bob Parsons, 12/9/79
- Dave Finzer, 10/7/84; 12/3/84
- Maury Buford, 10/2/89**
- 3 Last: Maury Buford, 11/5/89**

HAD BLOCKED

Lifetime

- 5 Ed Brown, 1954-61
- Bob Parsons, 1972-83
- 4 Fred (Curley) Morrison, 1950-53

Season

- 2 Last: Dave Finzer, 1984

Game

- 2 Jon Kilgore, 12/8/68
- Ray Stachowicz, 12/11/83
- 1 Last: Kevin Brown, 10/18/87

PUNT RETURNS RETURNS

Lifetime

- 127 Dennis McKinnon, 1983-85;87-89
- 123 Jeff Fisher, 1981-84
- 112 George McAfee, 1940-41, 45-50

Season

- 58 Jeff Fisher, 1984
- 57 Lew Barnes, 1986
- 43 Jeff Fisher, 1981

Game

- 8 Jeff Fisher, 12/16/84
- 7 George McAfee, 10/15/50
- Ron Smith, 10/15/72
- Steve Schubert, 12/4/77
- Dennis McKinnon, 12/4/83

YARDS

Lifetime

- 1,431 George McAfee, 1940-41, 45-50
- 1,171 Dennis McKinnon, 1983-85;87-89
- 1,137 Jeff Fisher, 1981-84

Season

- 509 Jeff Fisher, 1981
- 492 Jeff Fisher, 1984
- 482 Lew Barnes, 1986

Game

- 134 Gale Sayers, 12/12/65
- Dennis McKinnon, 9/14/87
- 108 George McAfee, 10/10/48
- 103 Jeff Fisher, 12/16/84

Long

- 94 Dennis McKinnon (TD), 9/14/87
- 89 Ray (Scooter) McLean, (TD) 10/11/42
- 88 Jeff Fisher, (TD) 9/20/81

AVERAGE

Lifetime (50+ returns)

- 12.8* George McAfee, 1940-41, 45-50
- 11.3 JR Boone, 1948-51
- 9.2 Jeff Fisher, 1981-84
- Dennis McKinnon, 1983-85;87-89

Season (1+ per game)

- 15.8 Harry Clark, 1943
- 14.9 Gale Sayers, 1965
- 14.5 George McAfee, 1947

Game (3+)

- 36.0 George McAfee, 10/10/48
- 34.0 Ray (Scooter) McLean, 10/11/42
- 26.8 Gale Sayers, 12/12/65
- Dennis McKinnon, 9/14/87

TOUCHDOWNS

Lifetime

- 3 Ray (Scooter) McLean, 1940-47
- Steve Schubert, 1975-79
- Dennis McKinnon, 1983-85;87-89
- 2 George McAfee, 1940-41, 45-50
- Gale Sayers, 1965-71
- Steve Schubert, 1975-78

Season

- 2 Dennis McKinnon, 1987

Game

- 1 Last: Dennis McKinnon, 10/25/87

FAIR CATCHES

Lifetime

- 47 Steve Schubert, 1975-79
- 40 Jeff Fisher, 1981-84
- 32 Gale Sayers, 1965-71

Season

- 21 Steve Schubert, 1978
- 20 Jeff Fisher, 1981
- 17 Cecil Turner, 1968

Game

- 4 Cecil Turner, 10/28/68
- Steve Schubert, 10/8/78; 12/10/78
- 3 Last: Jeff Fisher, 12/13/81

KICKOFF RETURNS RETURNS

Lifetime

- 145 **Dennis Gentry, 1982-89**
- 108 Cecil Turner, 1968-73
- 91 Gale Sayers, 1965-71

Season

- 31 Cecil Turner, 1971
- 30 Ron Smith, 1972
- 29 Brian Baschnagel, 1976

Game

- 8 Brian Baschnagel, 11/6/77
- 6 Last: Brian Baschnagel, 11/13/77

YARDS

Lifetime

- 3,408 **Dennis Gentry, 1982-89**
- 2,781 Gale Sayers, 1965-71
- 2,616 Cecil Turner, 1968-73

Season

- 924 Ron Smith, 1972
- 754 Brian Baschnagel, 1976
- 752 Cecil Turner, 1970

Game

- 208 Ron Smith, 11/19/72
- 185 Brian Baschnagel, 11/6/77
- 178 Ron Smith, 12/17/72

Long

- 103 Gale Sayers, (TD) 9/17/67
- 100 Don Bingham, (TD) 11/18/56
- 99 Willie Galimore, (TD) 10/4/58
- Willie Gault, (TD) 9/29/85

AVERAGE**Lifetime (50+ returns)**

- 30.6* Gale Sayers, 1965-71
- 26.6 Ron Smith, 1965, 70-72
- 24.7 Charlie Bivins, 1960-65

Season (1+ per game)

- 37.7 Gale Sayers, 1967
- 32.7 Cecil Turner, 1970
- 31.7 Walter Payton, 1975

Game (3+)

- 52.0 Cecil Turner, 9/19/70
- 48.7 Dick Gordon, 9/16/66
- 48.3 Gale Sayers, 12/3/67

TOUCHDOWNS**Lifetime**

- 6¹ Gale Sayers, 1965-71
- 4 Cecil Turner, 1968-73
- 3 **Dennis Gentry, 1982-89**

Season

- 4¹ Cecil Turner, 1970
- 3 Gale Sayers, 1967
- 2 Gale Sayers, 1966

Game

- 1 Last: Thomas Sanders, 11/26/89

FUMBLES**FUMBLES****Lifetime**

- 85 Walter Payton, 1975-87
- 35 Rick Casares, 1955-64
- 34 Willie Galimore, 1957-63
- Gale Sayers, 1965-71

Season

- 14 Gary Huff, 1974
- 13 Carl Garrett, 1973
- 12 Chick Jagade, 1954
- Rudy Bukich, 1965

Game

- 4 Hugh Gallarneau, 12/1/46
- Rudy Bukich, 12/5/65
- Rusty Lisch, 12/9/84
- Vince Evans, 11/15/81
- 3 Last: Gary Huff, 9/15/74

OWN RECOVERED**Lifetime**

- 18 Walter Payton, 1975-87
- 13 Gale Sayers, 1965-71
- 10 Ed Brown, 1954-61

Season

- 7 Gary Huff, 1974
- 6 Jack Concannon, 1970
- 5 Bobby Douglass, 1972

Game

- 3 Gary Huff, 9/15/74
- Virgil Livers, 10/5/75

OPPONENTS' RECOVERED**Lifetime**

- 25 Dick Butkus, 1965-73
- 21 Joe Fortunato, 1955-66
- 17 Mike Hartenstine, 1975-86

Season

- 6 Dick Butkus, 1965
- 5 Ed O'Bradovich, 1962
- 4 Many times.

Game

- 2 Last: Egypt Allen, 10/18/87

YARDS RET. OWN FUMBLES**Lifetime**

- 36 John Adams, 1959-62
- 24 Ike Hill, 1973-74
- 22 Ron Bull, 1962-70

Season

- 36 John Adams, 1961
- 24 Ike Hill, 1973
- 21 Ron Bull, 1962

Game

- 36 John Adams, 11/19/61
- 24 Ike Hill, 11/12/73
- 21 Ron Bull, 11/4/62

Long

- 36 John Adams, 11/19/61
- 24 Ike Hill, 11/12/73
- 21 Ron Bull, 11/4/62

YARDS RET. OPP.'S FUMBLES**Lifetime**

- 128 Charlie Sumner, 1955, 58-60
- 110 Ed Sprinkle, 1944-55
- 98 George Halas, 1920-29

Season

101 Charlie Sumner, 1958

84 Larry Brink, 1954

Game

98 George Halas, 11/4/23

86 Charlie Sumner, 12/7/58

84 Larry Brink, 11/28/54

Long

98 George Halas, (TD) 11/4/23

86 Charlie Sumner, (TD) 12/7/58

84 Larry Brink, (TD) 11/28/54

TOUCHDOWNS OWN FUMBLES**Lifetime**

2 Ken Kavanaugh, 1940-41, 45-50

Mike Ditka, 1961-66

Season

1 Last: Johnny Musso, 11/30/76

Game

1 Last: Johnny Musso, 11/30/76

TOUCHDOWNS OPP.'S FUMBLES**Lifetime**

2 Fred Evans, 1948

Ed Sprinkle, 1944-55

Season

2 Fred Evans, 1948

Game

2 Fred Evans, 11/28/48

1 Last: Wilber Marshall, 10/26/86

QB SACKS

(Since 1970)

Lifetime

82.0 Richard Dent, 1983-89

81.5 Jim Osborne, 1972-84

78.5 Dan Hampton, 1979-89

Season

17.5 Richard Dent, 1984

17.0 Richard Dent, 1985

15.0 Jim Osborne, 1976

Game

4.5 Richard Dent, 11/4/84; 12/27/87

4.0 Jim Osborne, 9/23/73

3.5 Alan Page, 12/20/81

Jim Althoff, 10/11/87

TAKEAWAYS

(Int & Opp. Fumbles Recovered)

Lifetime

50 Gary Fencik, 1976-87 (38 int, 12 fum)

47 Dick Butkus, 1965-73 (22 int, 25 fum)

44 Richie Petitbon, 1959-68 (37 int, 7 fum)

Season

12 Roosevelt Taylor, 1963 (9 int, 3 fum)

11 Dick Butkus, 1965 (5 int, 6 fum)

10 Richie Petitbon, 1963 (8 int, 2 fum)

Ross Brupbacher, 1976 (7 int, 3 fum)

Game

4 Bill George, 12/3/61 (2 int, 2 fum)

3 Last: Ross Brupbacher, 12/12/76

NET YARDS

(Rushes, receptions, & returns)

ATTEMPTS**Lifetime**

4,368* Walter Payton, 1975-87

1,579 Rick Casares, 1955-64

1,234 Gale Sayers, 1965-71

Season

426 Walter Payton, 1984

400 Walter Payton, 1979

383 Walter Payton, 1978

Game

41 Walter Payton, 11/20/77; 10/7/79

40 Walter Payton, 11/26/81

39 Walter Payton, 10/25/81

YARDS**Lifetime**

21,803* Walter Payton, 1975-87

9,435 Gale Sayers, 1965-71

8,276 Johnny Morris, 1958-67

Season

2,440 Gale Sayers, 1966

2,272 Gale Sayers, 1965

2,216 Walter Payton, 1977

Game

339 Gale Sayers, 12/18/66

336 Gale Sayers, 12/12/65

300 Walter Payton, 12/21/75

THANKSGIVING DAY GAMES

11/29/34 Bears 19 Lions 16

11/28/35 Lions 14 Bears 2

11/26/36 Lions 13 Bears 7

11/28/37 Bears 13 Lions 0

11/24/38 Lions 14 Bears 7

11/24/47 Bears 34 Lions 14

11/24/49 Bears 28 Lions 7

11/26/64 Bears 27 Lions 24

11/24/77 Bears 31 Lions 14

11/22/79 Lions 20 Bears 9

11/27/80 Bears 23 Lions 17 (OT)

11/26/81 Cowboys 10 Bears 9

ROOKIE SEASON RECORDS

SCORING

Points

- 144* Kevin Butler, 1985 (51 XPs, 31 FGs)
- 132 Gale Sayers, 1965 (22 TDs)
- 72 Harlon Hill, 1954 (12 TDs)
- Mike Ditka, 1961 (12 TDs)

Touchdowns

- 22* Gale Sayers, 1965
- 12 Harlon Hill, 1954
- Mike Ditka, 1961

Field Goals

- 31 Kevin Butler, 1985
- 13 Bob Thomas, 1975
- Mac Percival, 1967
- 10 John Aveni, 1959

RUSHING

Attempts

- 196 Walter Payton, 1975
- 166 Gale Sayers, 1965
- 127 Willie Galimore, 1957

Yards

- 1,004 Beattie Feathers, 1934
- 867 Gale Sayers, 1965
- 699 Bill Osmanski, 1939

Touchdowns

- 14 Gale Sayers, 1965
- 8 Beattie Feathers, 1934
- 7 Walter Payton, 1975

PASSING

Attempts

- 210 Jim McMahon, 1982
- 148 Bobby Douglass, 1969
- 130 Zeke Bratkowski, 1954

Completions

- 120 Jim McMahon, 1982
- 68 Bobby Douglass, 1969
- 67 Zeke Bratkowski, 1954
- Bob Avellini, 1975

Yards

- 1,501 Jim McMahon, 1982
- 1,087 Zeke Bratkowski, 1954
- 942 Bob Avellini, 1975

Touchdowns

- 9 Jim McMahon, 1982
- 8 Zeke Bratkowski, 1954
- 6 Bob Avellini, 1975

* NFL Record

† Tied NFL Record

RECEIVING

Receptions

- 56 Mike Ditka, 1961
- 45 Harlon Hill, 1954
- 40 Willie Gault, 1983

Yards

- 1,124 Harlon Hill, 1954
- 1,076 Mike Ditka, 1961
- 836 Willie Gault, 1983

Touchdowns

- 12 Harlon Hill, 1954
- Mike Ditka, 1961
- 8 Willie Gault, 1983

INTERCEPTIONS

Interceptions

- 8 Johnny Lujack, 1948
- 7 Charlie Sumner, 1955
- 6 JC Caroline, 1956
- Ken Gorgal, 1955

PUNTS

Punts

- 83 Dave Finzer, 1984
- 57 Fred Morrison, 1950
- 39 Zeke Bratkowski, 1954

Avg.

- 44.8 George Gulyanics, 1947
- 43.3 Sid Luckman, 1939
- Fred Morrison, 1950

PUNT RETURNS

Returns

- 57* Lew Barnes, 1986
- 43 Jeff Fisher, 1981
- 42 Virgil Livers, 1975

Yards

- 509 Jeff Fisher, 1981
- 482 Lew Barnes, 1986
- 456 Virgil Livers, 1975

KICKOFF RETURNS

Returns

- 29 Brian Baschnagel, 1976
- 27 Ike Hill, 1973
- 26 Jack Cameron, 1984

Yards

- 754 Brian Baschnagel, 1976
- 660 Gale Sayers, 1965
- 638 Ike Hill, 1973

OPPONENTS INDIVIDUAL GAME RECORDS

SCORING

Points

- 40* Ernie Nevers, Chi. Cards, 11/28/29
- 30 Dub Jones, Clev., 11/25/51
- 24 Lenny Moore, Balt., 10/4/58
- Jim Taylor, GB, 11/4/62

Touchdowns

- 6† Ernie Nevers, Chi. Cards, 11/28/29
- Dub Jones, Clev., 11/25/51
- 4 Lenny Moore, Balt., 10/4/58
- Jim Taylor, GB, 11/4/62

Field goals

- 5 Curt Knight, Wash., 11/14/71
- Fred Cox, Min., 9/23/73
- 4 Last: Mike Cofer, SF, 12/24/89

Field goal attempts

- 7 Mike Clark, Dal., 11/24/68
- 6 Curt Knight, Wash., 11/14/71
- Fred Cox, Min., 9/23/73

Long Field Goal

- 56 Bert Rechichar, Balt., 9/27/53
- 55 Pat Leahy, NY Jets, 12/14/85
- 53 Tommy Davis, SF, 10/4/64
- Eddie Murray, Det., 10/19/81

RUSHING

Attempts

- 35 John Stephens, NE, 10/30/88
- 34 Eric Dickerson, LA Rams, 11/6/83
- 33 Jim Otis, St. L., 12/12/75
- Wayne Wilson, NO, 9/19/82

Yards

- 206 Earl Campbell, Hou., 11/16/80
- 194 Alan Ameche, Balt., 9/25/55
- 186 Paul Younger, LA Rams, 10/24/54

Touchdowns

- 6† Ernie Nevers, Chi. Cards, 11/28/29
- 4 Dub Jones, Clev., 11/25/51
- Jim Taylor, GB, 11/4/62
- 3 Last: Larry Csonka, Mia., 9/23/79

Long

- 97 Bobby Gage, Pit., 12/4/49
- 84 Tom Harmon, LA Rams, 10/13/46
- 80 Clinton Jones, Min., 11/2/69

PASSING

Attempts

- 62 Randall Cunningham, Phil., 10/2/89
- 55 Tommy Kramer, Min., 9/19/85
- 54 John Brodie, SF, 11/13/66

Completions

- 32 Randall Cunningham, Phil., 10/2/89
- 30 Vince Ferragamo, LA Rams, 12/26/82
- 28 John Brodie, SF, 11/13/66

Yards

- 509 Vince Ferragamo, LA Rams, 12/26/82
- 436 Tommy Kramer, Min., 9/19/85
- 401 Mark Rypien, Wash., 11/26/89

Touchdowns

- 5 Steve Spurrier, SF, 11/19/72
- Tommy Kramer, Min., 11/28/82
- 4 Last: Mark Rypien, Wash., 11/26/89

Interceptions

- 5 Last: Bart Starr, GB, 9/24/67

Consecutive completions

- 12 Jim Hart, St. L., 9/25/77

Long

- 99† Sonny Jurgensen, Wash., 9/15/68
- 97 Pat Coffee, Chi. Cards, 12/5/37
- Bernie Kosar, Clev., 10/23/89
- 94 Eric Hipple, Det., 10/19/81

Times Sacked

- 11 Archie Manning, Min., 10/20/84
- 10 Guido Merkins, Phil., 10/4/87
- 8 Tony Adams, Min., 10/11/87

RECEIVING

Receptions

- 13 Bob Anderson, Den., 9/30/73
- 12 Bernie Casey, SF, 11/13/66
- 11 Pete Pihos, Phil., 12/11/55

Yards

- 225 Bernie Casey, SF, 11/13/66
- 201 Gene Roberts, NY Giants, 10/23/49
- 192 Billy Wilson, SF, 10/23/55

Touchdowns

- 3 Last: Jerry Rice, SF, 12/14/87

Long

- 99† Gerry Allen, Wash., 9/15/68
- 97 Gaynell Tinsley, Chi. Cards, 12/5/37
- Webster Slaughter, Clev., 10/23/89
- 94 Leonard Thompson, Det., 10/19/81

INTERCEPTIONS

Interceptions

- 3 Last: Reggie Sutton, NO, 10/18/87

Yards

- 167 Dick Jauron, Det., 11/18/73
- 121 Milt Davis, Balt., 11/17/57
- 115 Bernie Parrish, Clev., 12/11/60

Touchdowns

- 2† Bobby Franklin, Clev., 12/11/60

* NFL Record † Tied NFL Record

Long

- 102 Bob Smith, Det., 11/24/49
- 99 Rick Sanford, NE, 12/5/82
- 95 Dick Jauron, Det., 11/18/73

PUNTING**Punts**

- 14 Dick Nesbitt, Chi. Cards, 11/30/33
- 11 Last: Rich Camarillo, NE, 9/15/85

Average

- 61.8* Bob Cifers, Det., 11/24/46
- 55.8 Sammy Baugh, Wash., 11/17/40
- 54.5 Tommy Davis, SF, 11/19/61

Long

- 84 Doug Russell, Chi. Cards, 9/11/38
- 79 Tommy Davis, SF, 11/19/61
- 75 Rich Camarillo, NE, 9/15/85

PUNT RETURNS**Returns**

- 7 Danny Reece, TB, 12/2/79
- 6 Last: Robbie Martin, Det., 9/12/82

Yards

- 122 Hugh McElhenny, SF, 10/19/52
- 118 Jon Arnett, LA Rams, 11/2/58
- 108 Al Dodd, Atl., 10/13/74

Fair Catches

- 7 Lem Barney, Det., 11/21/76
- 5 Willie Wood, GB, 11/15/70

Long

- 95 Steve Odom, GB, 11/10/74
- 94 Hugh McElhenny, SF, 10/19/52
- 93 Veryl Switzer, GB, 11/7/54

KICKOFF RETURNS**Returns**

- 7 Last: Darrin Nelson, Min., 11/25/84

Yards

- 202 Carver Shannon, LA Rams, 10/13/63
- 184 Al Carmichael, GB, 10/6/55
- 182 Buster Rhymes, Min., 9/19/85

Long

- 106* Al Carmichael, GB, 10/7/56
- 102 Ron Jessie, Det., 10/24/71
- 101 Bill Jefferson, Det., 11/23/41

SOLDIER FIELD BESTS

(Since Bears moved from Wrigley Field in 1971)

RUN

- Bears—80 Neal Anderson, vs. GB, 11/27/88
- Opp. —68 Keith Woodside, GB, 12/17/89

PASS

- Bears—89 Vince Evans, vs. Min., 9/21/80
- Opp. —90 Tony Eason, NE, 9/15/85

CATCH

- Bears—89 Rickey Watts, vs. Min., 9/21/80
- Opp. —90 Craig James, NE, 9/15/85

PUNT

- Bears—87 Dave Finzer, vs. NO, 10/7/84
- Opp. —75 Rich Camarillo, NE, 9/15/85

PUNT RETURN

- Bears—94 Dennis McKinnon, vs. NYG 9/14/87
- Opp. —77 Lee Nelson, St. L., 12/16/79

KICKOFF RETURN

- Bears—99 Willie Gault, vs. Wash, 9/29/85
- Opp. —97 Del Rodgers, GB, 12/9/84

INTERCEPTION RETURN

- Bears—92 Todd Bell, vs. Det., 11/22/81
- Opp. —99 Rick Sanford, NE, 12/5/82

FIELD GOAL

- Bears—52 Bob Thomas, vs. Det., 11/18/84
- Kevin Butler, vs. GB, 11/29/87
- Opp. —52 Fred Cox, Min., 10/27/75

BEARS INDIVIDUAL PLAYOFF RECORDS

SCORING

Points

15 Jack Manders, vs. Wash. 12/12/37

Touchdowns

2 Last: Jim McMahon, vs. NE, 1/26/86

Extra Points

5 Bob Snyder, vs. Wash. 12/26/43

Kevin Butler, vs. NE, 1/26/86

Field Goals

3 Jack Manders, vs. NYG., 12/17/33

Bob Snyder, vs. NYG, 12/21/41

Kevin Butler, vs. NE, 1/26/86

Long

46 **Kevin Butler, vs. Phil., 12/31/88**

RUSHING

Attempts

27 Walter Payton, vs. NYG, 1/5/86

Yards

119 George McAfee, vs. GB, 12/14/41

Touchdowns

2 Last: Jim McMahon, vs. NE, 1/26/86

Long

68 Bill Osmanski, at Wash, 12/8/40

PASSING

Attempts

31 Doug Flutie, vs. Wash., 1/3/87

Completions

16 Jim McMahon, vs. LA Rams, 1/12/86

Yards

276 Sid Luckman, vs. Wash., 12/26/43

Touchdowns

5 Sid Luckman, vs. Wash., 12/26/43

Interceptions

4 Bob Avellini, at Dal., 12/26/79

Long

75 Steve Fuller, at Wash., 12/30/84

RECEIVING

Receptions

7 Walter Payton, vs. LA Rams, 1/12/86

Yards

129 Willie Gault, vs. NE, 1/26/86

Touchdowns

2 Last: Dennis McKinnon, vs NYG, 1/5/86

Long

75 Willie Gault, at Wash., 12/30/84

INTERCEPTIONS

Interceptions By

2 Joe Maniaci, at Wash., 12/8/40

George Wilson, vs. GB, 12/14/41

Gary Fencik, at SF, 1/6/85

Yards

61 Larry Morris, vs. NYG, 12/29/63

Long

61 Larry Morris, vs. NYG, 12/29/63

PUNTING

Punts

10 Keith Molesworth, vs. NYG, 12/17/33

Maury Buford, vs. LA Rams, 1/12/86

Average

43.4 Bob Parsons, at Dal., 12/26/77

Long

55 Dave Finzer, at SF, 1/6/85

Maury Buford, vs. LA Rams, 1/12/86

PUNT RETURNS

Returns

6 George McAfee, at LA Rams, 12/17/50

Yards

81 Hugh Gallerneau, vs. GB, 12/14/41

Long

81 Hugh Gallerneau, vs. GB, 12/14/41

KICKOFF RETURNS

Returns

7 Don Bingham, at NYG, 12/29/56

Yards

127 **Dennis Gentry, vs. Wash., 1/3/87**

Long

60 **Dennis Gentry, vs. Wash., 1/3/87**

SACKS

Sacks

3.5 **Richard Dent, vs. NYG, 1/5/86**

* NFL Record

† Tied NFL Record

OPP'S INDIVIDUAL PLAYOFF RECORDS

SCORING

Points

18 Tom Fears, at LA Rams, 12/17/50

Touchdowns

3 Tom Fears, at LA Rams, 12/17/50

Extra Points

5 Ben Agajanian, at NYG, 12/30/56

Field Goals

4 Luis Zendejas, vs. Phil., 12/31/88

Long

43 Bob Waterfield, at LA Rams, 12/17/50
Ben Agajanian, at NYG, 12/30/56

RUSHING

Attempts

28 George Rogers, vs. Wash., 1/3/87

Yards

87 Wilbert Montgomery, at Phil., 12/23/79

Touchdowns

2 Alex Webster, at NYG, 12/30/56
Tony Dorsett, at Dal., 12/26/77
John Riggins, at Wash., 12/30/84

Long

42 Ken Strong, at NYG, 12/9/34

PASSING

Attempts

54 Randall Cunningham, vs. Phil., 12/31/88

Completions

27 Randall Cunningham, vs. Phil., 12/31/88

Yards

407 Randall Cunningham, vs. Phil., 12/31/88

Touchdowns

3 Last: Joe Montana, vs. SF, 1/8/89

Interceptions

6 Frank Filchock, at NYG, 12/15/46

Long

78 Sammy Baugh, at Wash., 12/12/37

RECEIVING

Receptions

10 Art Monk, at Wash., 12/30/84

Yards

198 Tom Fears, at LA Rams, 12/17/50

Touchdowns

3 Tom Fears, at LA Rams, 12/17/50

Long

78 Wayne Millner, at Wash., 12/12/37

INTERCEPTIONS

Interceptions By

3 Charlie Waters, at Dal., 12/26/77

Yards

53 Charlie Waters, at Dal., 12/26/77

Long

28 Jim Patton, at NYG, 12/30/56

PUNTING

Punts

11 Ken Strong, vs. NYG, 12/17/33
Dale Hatcher, LA Rams, 1/12/86

Average

52.5 Sammy Baugh, at Wash., 12/13/42

Long

63 Sean Landetta, vs. NYG, 1/5/86

PUNT RETURNS

Returns

4 Last: John Taylor, vs. SF, 1/8/89

Yards

69 Dana McLemore, at SF, 1/6/85

Long

52 Darrell Green, vs. Wash., 1/10/88

KICKOFF RETURNS

Returns

7 Stephen Starring, vs. NE, 1/26/86

Yards

153 Stephen Starring, vs. NE, 1/26/86

Long

62 Max Krause, at Wash., 12/8/40

SACKS

Sacks

3.5 Rich Milot, at Wash., 12/30/84

* NFL Record

† Tied NFL Record

CONSECUTIVE WINS AND LOSSES

Wins: 17 (11/26/33—12/2/34)

Games not losing: 24 (11/2/41—11/14/43)
(23 wins, 0 losses, 1 tie)

Home wins: 17 (11/24/32—10/20/35)

Road wins: 10 (9/28/41—12/6/42)

Losses: 8 (12/15/68—11/2/69) (9/25—11/2/78)

Games not winning: 11 (11/3/29—10/5/30)
(0 wins, 9 losses, 2 ties)

Home losses: 8 (11/23/69—11/8/70)

Road losses: (11/12/73—11/30/75)

TEAM RECORDS

OFFENSE

WON-LOST

WINNING PERCENTAGE

Highest, season

1.000[†] 1934 (13 games) 13-0
1942 (11 games) 11-0

Lowest, season

.071 1969 (14 games) 1-13

CONSECUTIVE GAMES

Won

17* 11/26/33-12/2/34
16 11/9/41-12/6/42

Without losing

24 11/9/41-11/14/43 (23-0-1)

Lost

8 12/15/68-11/2/69
9/25-11/2/78

Without winning

11 11/3/29-10/5/30 (0-9-2)

SCORING

POINTS

Most, season

456 1985 (16 games)
409 1965 (14 games)

Fewest, season

133 1933 (13 games)
141 1982 (9 games)

Most, game

61 vs. SF, 12/12/65
vs. GB, 12/7/80

TOUCHDOWNS

Most, season

56 1941 (11 games)
54 1965 (14 games)

Fewest, season

16 1933 (13 games)
1982 (9 games)

Most, game

9 vs. SF, 12/12/65
vs. GB, 12/7/80

EXTRA POINTS MADE

Most, season

52 1965 (14 games)
51 1985 (16 games)
1948 (12 games)

Fewest, season

15 1933 (13 games)
1932 (14 games)
16 1982 (9 games)

Most, game

8 at NY, 11/14/43
at Wash., 10/26/47

Most, season (no misses)

51 1985 (16 games)

EXTRA POINTS MISSED

Most, season

11 1939 (11 games)
1941 (11 games)

Most, game

3 at Phil., 10/13/35
at NY, 11/8/36
at Pit., 10/2/39
vs. Chi. Cards., 10/12/41
vs. Clev., 11/9/41

FIELD GOALS MADE

Most, season

31 1985 (16 games)
25 1968 (14 games)

Fewest, season

0[†] 1944 (10 games)
1947 (12 games)
Since 1961:
8 1969 (14 games)

Most, game

5 vs. Det., 12/3/61
at Phil., 10/20/68

FIELD GOALS ATTEMPTED

Most, season

41 1986 (16 games)
38 1985 (16 games)

Fewest, season

0 1944 (10 games)
Since 1961:
13 1974 (14 games)

Most, game

7 vs. GB, 11/17/63

SAFETIES

Most, season

3 1985 (16 games)
2 Last: 1986 (16 games)

* NFL Record

† Tied NFL Record

Most, game

2 vs. Pit., 11/9/69

FIRST DOWNS**TOTAL****Most, season**

343 1985 (16 games)

319 1987 (15 games)

305 1986 (16 games)

Fewest, season

114 1937 (11 games)

115 1933 (13 games)

Since 1961:

133 1982 (9 games)

Most, game

33 vs. GB, 12/7/80

30 at NY Yanks, 12/9/51

Fewest, game

2 vs. GB, 12/10/33

RUSHING**Most, season**

176 1985 (16 games)

166 1986 (16 games)

154 1983 (16 games)

Fewest, season

55 1970 (14 games)

Most, game

19 vs. GB, 11/6/55

at GB, 10/30/77

Fewest, game

0 vs. Chi. Cards, 10/14/45

at Balt., 10/5/57

PASSING**Most, season**

156 1987 (15 games)

145 1985 (16 games)

144 1954 (12 games)

Fewest, season

41 1940 (11 games)

48 1942 (11 games)

54 1972 (14 games)

Most, game

21 at Dal., 11/18/62

Fewest, game

0 vs. GB, 11/7/37

at GB, 9/28/41

BY PENALTY**Most, season**

42* 1987 (15 games)

32 1963 (14 games)

1988 (16 games)

Fewest, season

5 1939 (11 games)

Since 1961:

12 1972 (14 games)

1977 (14 games)

Most, game

9 at Clev., 11/25/51

NET YARDS

(Rushing and passing)

YARDS**Most, season**

5,837 1985 (16 games)

5,830 1983 (16 games)

5,459 1986 (16 games)

Fewest, season

2,499 1982 (9 games)

2,641 1937 (11 games)

3,129 1973 (14 games)

Most, game

682 at NY Giants, 11/14/43

Fewest, game

24 vs. Det., 11/22/81

RUSHING**ATTEMPTS****Most, season**

674 1984 (16 games)

634 1978 (16 games)

Fewest, season

275 1982 (9 games)

353 1954 (12 games)

1970 (14 games)

Most, game

72* vs. Brk., 10/20/35

Fewest, game

14 vs. Min., 12/13/64

YARDS**Most, season**

2,965 1984 (16 games)

2,847 1934 (13 games)

Fewest, season

992 1982 (9 games)

Most, game

408 vs. Brk., 10/20/35

406 vs. GB, 11/6/55

Fewest, game

1 at LA, 10/26/52

AVERAGE**Highest, season**

5.19 1934 (13 games)

4.75 1968 (14 games)

Lowest, season

3.08 1953 (12 games)

3.09 1970 (14 games)

Highest, game

13.75 at Cin., 9/30/34

Lowest, game

0.03 at LA, 10/26/52

TOUCHDOWNS**Most, season**

30 1941 (11 games)

Fewest, season

3 1933 (13 games)

1970 (14 games)

Most, game

6 vs. Det., 10/19/41

PASSING**ATTEMPTS****Most, season**

494 1964 (14 games)

493 1987 (15 games)

Fewest, season

147 1937 (11 games)

Since 1961:

205 1972 (14 games)

Most, game

59 at NY Giants, 10/23/49

58 at Wash., 10/25/64

Fewest, game

4 vs. Det., 10/15/67

COMPLETIONS**Most, season**

282 1964 (14 games)

272 1987 (15 games)

Fewest, season

56 1937 (11 games)

Since 1961:

78 1972 (14 games)

Most, game

34 at NY Giants, 10/23/49

33 at Wash., 10/25/64

Fewest, game

1 Last: at Phil., 12/10/72

COMPLETION PERCENTAGE**Highest, season**

57.9 1984 (16 games), (226 of 390)

Lowest, season

29.7 1934 (13 games), (57 of 192)

Highest, game (10+)

83.3 vs. GB, 12/7/80, (20 of 24)

Lowest, game (10+)

11.7 vs. Den., 12/12/76, (2 of 17)

YARDS

(Net Since 1952)

Most, season

3,104 1954 (12 games)

3,103 1983 (16 games)

Fewest, season

955 1934 (13 games)

1,108 1972 (14 games)

Most, game

488 at NY Giants, 11/14/43

Fewest, game

-20 vs. Det., 11/22/81

-16 at Hou., 11/6/77

AVERAGE GAIN**Highest, season**

10.21 1941 (11 games)

Lowest, season

4.97 1943 (13 games)

5.02 1969 (14 games)

SACKED**Most, season**

55 1969 (14 games)

53 1983 (16 games)

Fewest, season

20 1963 (14 games)

24 1986 (16 games)

1988 (16 games)

Most, game

9 at Min., 11/2/69

at Den., 12/5/71

YARDS LOST**Most, season**

439 1969 (14 games)

Fewest, season

109 1947 (12 games)

153 1986 (16 games)

Most, game

70 at Den., 12/5/71

TOUCHDOWNS**Most, season**

29 1947 (12 games)

Fewest, season

5 1950 (12 games)

Most, game

71 at NY Giants, 11/14/43

HAD INTERCEPTED**Most, season**

35 1947 (12 games)

1954 (12 games)

Fewest, season

11	1941 (11 games)
	1982 (9 games)
12	1945 (10 games)
	1965 (14 games)

Most, game

8	at Det., 9/22/68
---	------------------

INTERCEPTION PERCENTAGE**Highest, season**

14.95	1942 (11 games)
-------	-----------------

Lowest, season

3.25	1988 (16 games)
3.32	1965 (14 games)

PUNTING**PUNTS****Most, season**

114*	1981 (16 games)
100	1976 (14 games)
96	1978 (16 games)

Fewest, season

32	1941 (11 games)
58	1965 (14 games)

Most, game

17	vs. GB, 10/22/33
14	vs. GB, 12/10/33

Fewest, game

0	vs. GB, 11/6/55
	at NY, 11/28/65
	vs. Det., 10/1/72

GROSS AVERAGE**Highest, season**

46.5	1963 (14 games)
------	-----------------

Lowest, season

35.7	1945 (10 games)
36.2	1983 (16 games)

Highest, game (4+ punts)

57.3	vs. LA, 11/16/52
------	------------------

Lowest, game (4+)

25.0	at Card-Pitt., 12/3/44
------	------------------------

PUNT RETURNS**RETURNS****Most, season**

64	1984 (16 games)
60	1950 (12 games)

Fewest, season

19	1968 (14 games)
----	-----------------

Most, game

11	vs. Chi. Cards., 10/8/50
----	--------------------------

YARDS**Most, season**

781	1948 (12 games)
-----	-----------------

Fewest, season

81	1968 (14 games)
----	-----------------

Most, game

151	vs. Chi. Cards, 10/12/41
-----	--------------------------

Fewest, game

-6	vs. Min., 12/19/65
----	--------------------

AVERAGE**Highest, season**

20.2	1941 (11 games)
------	-----------------

Lowest, season

3.4	1957 (12 games)
-----	-----------------

TOUCHDOWNS**Most, season**

2	1941 (11 games)
	1987 (15 games)

Most, game

1	Last: at TB, 10/25/87
---	-----------------------

FAIR CATCHES**Most, season**

28	1967 (14 games)
----	-----------------

Fewest, season

3	1975 (14 games)
---	-----------------

Most, game

6	at St. L., 10/31/66
	vs. Min., 12/10/67

KICKOFF RETURNS**RETURNS****Most, season**

74	1975 (14 games)
----	-----------------

Fewest, season

20	1942 (11 games)
----	-----------------

Most, game

10	at Chi. Cards, 11/27/55
----	-------------------------

Fewest, game

0	Last: vs. Balt., 10/10/54
---	---------------------------

YARDS**Most, season**

1,644	1975 (14 games)
-------	-----------------

Fewest, season

424	1963 (14 games)
-----	-----------------

Most, game

304	vs. GB, 11/9/52
-----	-----------------

Fewest, game

0	Last: at Min., 10/1/67
---	------------------------

AVERAGE

Highest, season	
29.4*	1972 (14 games)
Lowest, season	
16.3*	1963 (14 games)
16.4	1983 (16 games)

TOUCHDOWNS

Most, season	
4 ¹	1970 (14 games)
3	1967 (14 games)
Most, game	
2 ¹	at GB, 9/22/40
	vs. GB, 11/9/52

FUMBLES

FUMBLES

Most, season	
56 ¹	1938 (11 games)
Fewest, season	
16	1963 (14 games)
	1982 (9 games)
Most, game	
8	at Chi. Cards, 9/11/38

RECOVERED

Most, season	
51	1938 (11 games)
Fewest, season	
9	1988 (16 games)
11	1987 (15 games)
15	1943 (10 games)
	1982 (9 games)
Most, game	
8	vs. Clev., 11/24/40
	at Balt., 12/5/65
	at NY Giants, 12/18/77

OWN RECOVERED

Most, season	
37*	1938 (11 games)
19	1942 (11 games)
Fewest, season	
5	1955 (12 games)
	1963 (14 games)
Most, game	
7	at Chi. Cards, 9/11/38
	at NY Giants, 12/18/77

OPPONENTS' RECOVERED

Most, season	
26	1952 (12 games)
24	1962 (14 games)
	1965 (14 games)

Fewest, season

6	1943 (10 games)
	1945 (10 games)
7	1982 (9 games)

Most, game

5	Last: at Den., 9/30/73
---	------------------------

FUMBLES LOST

Most, season	
26	1973 (14 games)
Fewest, season	
8	1978 (16 games)
	1979 (16 games)
	1982 (9 games)
10	1956 (12 games)
	1960 (12 games)

Most, game

5	Last: vs. Dal., 9/16/73
---	-------------------------

TOUCHDOWNS

Most, season	
5	1942 (11 games)
Most, game	
2	vs. Wash., 11/28/48

PENALTIES

PENALTIES

Most, season	
122	1948 (12 games)
Fewest, season	
57	1955 (12 games)
58	1982 (9 games)
Most, game	
22 ¹	at Phil., 11/26/44
Fewest, game	
0 ¹	at Clev., 10/9/38
	vs. Min., 10/23/72

YARDS PENALIZED

Most, season	
1,194	1968 (14 games)
Fewest, season	
422	1982 (9 games)
498	1955 (12 games)
Most, game	
170	at Phil., 11/26/44
Fewest, game	
0 ¹	at Clev., 10/9/38
	vs. Min., 10/23/72

* NFL Record
† Tied NFL Record

DEFENSE

SCORING

POINTS ALLOWED

Most, season

379 1964 (14 games)
1975 (14 games)

Fewest, season

44* 1932 (14 games)
187 1986 (16 games)

Most, game

53 at Chi. Cards, 11/27/55

TOUCHDOWNS ALLOWED

Most, season

48 1975 (14 games)

Fewest, season

6* 1932 (14 games)

Most, game

7 Last: at SF, 9/19/65

EXTRA POINTS ALLOWED

Most, season

47 1975 (14 games)

Fewest, season

4 1932 (14 games)

Most, game

7 at GB, 9/30/62
at Balt., 9/27/64
at SF, 9/19/65

OPP.'S EXTRA POINTS MISSED

Most, season

6 1955 (12 games)

Most, game

3 vs. Clev., 11/24/40

FIELD GOALS ALLOWED

Most, season

26 1989 (16 games)
25 1973 (14 games)

Fewest, season

0* 1932 (14 games)
1942 (11 games)

Most, game

5 vs. Wash., 11/14/71
vs. Min., 9/23/73

FIELD GOAL ATTEMPTS ALLOWED

Most, season

41 1971 (14 games)

Fewest, season

2 1942 (11 games)
17 1963 (14 games)

Most, game

7 vs. Dal, 11/24/68

OPPONENTS' SAFETIES

Most, season

2 Last: 1988 (16 games)

Most, game

1 Last: at TB, 11/20/88

FIRST DOWNS

TOTAL ALLOWED

Most, season

332 1989 (16 games)
290 1981 (16 games)
286 1983 (16 games)

Fewest, season

98 1942 (11 games)
166 1982 (9 games)

Most, game

35 at Wash., 11/26/89
30 at LA, 10/24/54

Fewest, game

3 at Clev., 10/9/38
at Det., 11/23/41

RUSHING ALLOWED

Most, season

138 1973 (14 games)

Fewest, season

35* 1942 (11 games)
53 1982 (9 games)

Most, game

19 at Min., 10/17/65
vs. Den., 12/12/76

Fewest, game

0* at Clev., 10/10/37
at Chi. Cards, 12/6/42
at Det., 10/28/45
at TB, 10/6/85
vs. Buffalo, 10/2/88

PASSING ALLOWED

Most, season

191 1989 (16 games)
158 1987 (15 games)
1988 (16 games)

Fewest, season

33* 1943 (10 games)

Most, game

22 at Min., 9/19/85
21 at LA Rams, 12/26/82
at Wash., 11/26/89

Fewest, game

0* Last: vs. Atl, 11/24/85

BY PENALTY ALLOWED

Most, season

36 1968 (14 games)

Fewest, season

10 1953 (12 games)

Since 1961:

18 1963 (14 games)

1970 (14 games)

1971 (14 games)

1976 (14 games)

Most, game

7 at Phil., 11/26/44

NET YARDS

(Rushing & passing)

YARDS ALLOWED

Most, season

5,729 1989 (16 games)

5,394 1981 (16 games)

Fewest, season

1,703 1942 (11 games)

3,176 1963 (14 games)

Most, game

557 at LA, 10/24/54

Fewest, game

12 vs. Det., 11/22/87

54 at Pit., 10/2/39

RUSHING

ATTEMPTS ALLOWED

Most, season

564 1978 (16 games)

Fewest, season

294 1942 (11 games)

359 1985 (16 games)

Most, game

59 vs. Den., 12/12/76

Fewest, game

10 vs. Mia., 9/4/88

vs. Buf., 10/2/88

11 vs. GB, 11/27/88

YARDS ALLOWED

Most, season

2,509 1973 (14 games)

Fewest, season

519* 1942 (11 games)

Most, game

393 at Det., 11/26/36

Fewest, game

-36 vs. Phil., 11/19/39

-17 at Chi. Cards, 12/6/42

AVERAGE ALLOWED

Highest, season

5.28 1955 (12 games)

Lowest, season

1.77 1942 (11 games)

Highest, game

8.03 at Clev., 11/25/51

Lowest, game

-0.89 at Chi. Cards, 12/6/42

TOUCHDOWNS ALLOWED

Most, season

25 1975 (14 games)

Fewest, season

3 1932 (14 games)

1942 (11 games)

4 1986 (16 games)

5 1987 (15 games)

1988 (16 games)

Most, game

6 at Chi. Cards, 11/28/29

5 at GB, 9/30/62

vs. GB, 11/4/62

PASSING

ATTEMPTS ALLOWED

Most, season

554 1989 (16 games)

545 1988 (16 games)

Fewest, season

187 1933 (13 games)

296 1969 (14 games)

Most, game

62 vs. Phil., 10/2/89

57 at Det., 10/9/88

Fewest, game

3 vs. NY, 11/17/35

at Det., 11/28/35

COMPLETIONS ALLOWED

Most, season

307 1989 (16 games)

255 1987 (15 games)

Fewest, season

59 1935 (12 games)

150 1969 (14 games)

Most, game

32 vs. Phil., 10/2/89

30 at LA, 12/26/82

at Wash., 11/26/89

Fewest, game

0* vs. Chi. Cards, 10/15/33

at Bos., 11/5/33

at GB, 9/25/49

OPPONENTS' COMPLETION PCT.

Highest, season	
59.1	1970 (14 games)
Lowest, season	
30.4	1935 (12 games)
Highest, game (10+ attempts)	
86.7	at Balt., 9/27/64
Lowest, game (10+)	
0.0	at GB, 9/25/49

YARDS ALLOWED

(Net Since 1952)

Most, season	
3,832	1989 (16 games)
3,248	1981 (16 games)
Fewest, season	
691	1933 (13 games)
1,674	1973 (14 games)
Most, game	
509	at LA, 12/26/82
411	at Wash., 10/26/47
	at Min., 9/19/85
Fewest, game	
-22	vs. Atl., 11/24/85
-12	at GB, 11/4/73

AVERAGE GAIN ALLOWED

Highest, season	
8.69	1968 (14 games)
Lowest, season	
3.57	1934 (13 games)

SACKS

(since 1972)

Most, season	
72	1984 (16 games)
70	1987 (15 games)
64	1985 (16 games)
Fewest, season	
23	1972 (14 games)
Most, game	
12	at Det., 12/16/84
11	at Phil., 10/4/87
	vs. Min., 10/28/84
9	vs. GB, 12/13/70
	vs. St. L., 12/16/79
	vs. Min., 10/11/87

YARDS LOST

Most, season	
583	1984 (16 games)
503	1986 (16 games)
484	1987 (15 games)
Fewest, season	
154	1953 (12 games)

Most, game

107 vs. Det., 11/20/60

TD PASSES ALLOWED

Most, season

27 1961 (14 games)
1964 (14 games)

Fewest, season

2 1934 (13 games)
7 1977 (14 games)

Most, game

5 at Pit., 9/28/80
vs. SF, 11/19/82
at Min., 11/28/82
4 Last: at Wash., 11/26/89

OPPONENTS' INTERCEPTION PCT.

Highest, season

19.07 1935 (12 games)

Lowest, season

2.73 1964 (14 games)

INTERCEPTIONS

OPPONENTS' INTERCEPTIONS

Most, season

37 1935 (12 games)
36 1963 (14 games)

Fewest, season

10 1960 (12 games)
1964 (14 games)

Most, game

7 at GB, 9/22/40
at Det., 11/22/42
at Chi. Cards, 12/5/54
vs. St. L., 11/19/67

OPPONENTS' YARDS RETURNED

Most, season

585 1941 (11 games)
537 1963 (14 games)

Fewest, season

69 1987 (15 games)
99 1982 (9 games)
107 1945 (10 games)

Most, game

149 vs. LA, 10/11/64

TOUCHDOWNS ALLOWED

Most, season

4 1939 (11 games)
1950 (12 games)
1963 (14 games)
1985 (16 games)

Most, game

2 Last: at Dal., 11/17/85

PUNTING

PUNTS ALLOWED

Most, season

100	1984 (16 games)
99	1983 (16 games)
98	1981 (16 games)

Fewest, season

42	1945 (10 games)
	Since 1961:
49	1982 (9 games)
62	1964 (14 games)
	1972 (14 games)

Most, game

16	vs. Chi. Cards, 11/30/33
15	vs. NY Giants, 11/17/35

Fewest, game

0 ¹	at Det., 12/2/56
	at GB, 9/24/67
	at Mia., 9/23/79
	vs. GB, 12/17/89

GROSS AVERAGE ALLOWED

Highest, season

46.6	1964 (14 games)
------	-----------------

Lowest, season

36.3	(14 games)
------	------------

Highest, game (4+ punts)

61.8	vs. Det., 11/24/46
54.5	at SF, 11/19/61

Lowest, game (4+)

25.5	at Pit., 11/30/58
------	-------------------

PUNT RETURNS

RETURNS ALLOWED

Most, season

65	1981 (16 games)
----	-----------------

Fewest, season

20	1941 (11 games)
----	-----------------

Most, game

9	at Chi. Cards, 11/29/59
---	-------------------------

YARDS ALLOWED

Most, season

633	1974 (14 games)
-----	-----------------

Fewest, season

106	1969 (14 games)
-----	-----------------

Most, game

147	vs. GB, 11/8/59
-----	-----------------

AVERAGE RETURN ALLOWED

Highest, season

17.0	1941 (11 games)
------	-----------------

Lowest, season

3.8	1969 (14 games)
-----	-----------------

TOUCHDOWNS ALLOWED

Most, season

2	1933 (13 games)
	1941 (11 games)
	1947 (12 games)
	1952 (12 games)
	1954 (12 games)

Most, game

1	Last: at SF, 12/14/87
---	-----------------------

FAIR CATCHES ALLOWED

Most, season

26	1972 (14 games)
	1973 (14 games)

Fewest, season

5	1989 (16 games)
7	1980 (16 games)
	1982 (9 games)
	1987 (15 games)

Most, game

7	vs. Det., 11/21/76
6	at GB, 12/16/73

KICKOFF RETURNS

RETURNS ALLOWED

Most, season

78	1985 (16 games)
72	1965 (14 games)
68	1984 (16 games)

Fewest, season

30	1982 (9 games)
32	1971 (14 games)

Most, game

10	vs. Det., 9/24/89
9	at Bos., 11/21/48
	vs. Balt., 10/21/56

Fewest, game

0 ¹	Last: vs. GB, 12/16/73
----------------	------------------------

YARDS ALLOWED

Most, season

1,827	1985 (16 games)
1,583	1965 (14 games)

Fewest, season

435	1940 (11 games)
537	1982 (9 games)
700	1945 (10 games)
	1974 (14 games)

Most, game

275	at Det., 9/24/89
254	at LA, 10/13/63

AVERAGE ALLOWED

Highest, season

27.8 1960 (12 games)

Lowest, season

16.0 1946 (11 games)

17.5 1947 (12 games)

TOUCHDOWNS ALLOWED

Most, season

1 Last: 1984

Most, game

1 Last: vs. GB, 12/9/84

FUMBLES

OPPONENTS' FUMBLES

Most, season

44 1952 (12 games)

Fewest, season

13 1960 (12 games)

Most, game

7 Last: at LA, 9/16/66

* NFL Record

† Tied NFL Record

PENALTIES

OPPONENTS' PENALTIES

Most, season

129 1980 (16 games)

Fewest, season

34 1942 (11 games)

43 1941 (11 games)

Since 1961:

52 1982 (9 games)

Most, game

21 at Clev., 11/25/51

Fewest, game

0† Last: at Min., 12/3/72

OPPONENTS' YARDS PENALIZED

Most, season

1,109 1980 (16 games)

Fewest, season

110 1937 (11 games)

Most, game

209 at Clev., 11/25/51

Fewest, game

0† Last: at Min., 12/3/72

MOST POINTS BY QUARTER AND HALF

FIRST QUARTER

By Bears: 21

vs. Chicago Cardinals 10/11/42

vs. Washington Redskins 11/9/80

vs. Cleveland Browns 9/7/86

vs. Cincinnati Bengals 9/28/86

By Opponent: 27

at Baltimore Colts 10/4/58

THIRD QUARTER

By Bears: 27

vs. Chicago Cardinals 9/5/37

By Opponent: 21

vs. Green Bay Packers 9/30/62

at San Francisco 49ers 9/19/65

vs. Green Bay Packers 12/14/69

at Detroit Lions 10/5/70

at Atlanta Falcons 10/14/73

at Seattle Seahawks 9/23/84

FIRST HALF

By Bears: 41

vs. Wash. Redskins (20,21) 11/28/48

By Opponent: 34

at Baltimore Colts (27, 7) 10/4/58

SECOND QUARTER

By Bears: 31

vs. Washington Redskins 9/29/85

By Opponent: 24

at San Francisco 49ers 9/19/65

FOURTH QUARTER

By Bears: 28

vs. Philadelphia Eagles 11/30/41

vs. Minnesota Vikings 9/17/89

By Opponent: 28

at Los Angeles Rams 10/26/52

vs. Green Bay Packers 11/6/55

SECOND HALF

By Bears: 49

at Phil. Eagles (21, 28) 11/30/41

By Opponent: 35

at Green Bay Packers (21, 14) 9/30/62

CAREER COACHING RECORDS

Coach	Years	Overall	Regular	Post-season
		W-L-T (Pct.)	W-L-T	W-L-T
1 Ralph Jones	1930-32	24-10-7 (.706)	23-10-7	1-0-0
2 George Halas	1920-29; 33-42 46-55; 58-67	332-151-31 (.687)	326-147-31	6-4-0
3 Mike Ditka	1982-89	84-45-0 (.651)	79-41-0	5-4-0
4 Heartley Anderson/ Luke Johnsos	1943-45	18-11-2 (.621)	17-11-2	1-0-0
5 John Driscoll	1956-57	14-10-1 (.583)	14-9-1	0-1-0
6 Jack Pardee	1975-77	20-23-0 (.465)	20-22-0	0-1-0
7 Neill Armstrong	1978-81	30-35-0 (.462)	30-34-0	0-1-0
8 Jim Dooley	1968-71	20-36-0 (.357)	20-36-0	None
9 Abe Gibron	1972-74	11-30-1 (.268)	11-30-1	None
TOTALS	1920-89	553-351-42 (.612)	540-340-42	13-11-0

CAREER SCORING

Player (position)	Years	Ru	Rec	Ret	PAT	FG	Pts
1 Walter Payton (hb)	1975-87	110	15	0	0/0	0/0	750
2 Bob Thomas (k)	1975-84	0	0	0	245/268	128/205	629
3 George Blanda (k-qb)	1949-58	5	0	0	247/250	88/201	541
4 Kevin Butler (k)	1985-89	0	0	0	195/201	108/145	519
5 Mac Percival (k)	1967-73	0	0	0	159/162	99/182	456
6 Roger Leclerc (k)	1960-66	0	0	0	152/158	75/146	377
7 Jack Manders (fb-lb-hb-db-k)	1933-40	11	6	2	133/x	40/x	367
8 Rick Casares (fb)	1955-64	49	10	0	0/0	0/0	354
9 Gale Sayers (rb)	1965-71	39	9	8	0/0	0/0	336
10 Ken Kavanaugh (e)	1940-41; 45-50	0	50	2	1/1	0/0	313
11 Johnny Lujack (qb-k)	1948-51	21	0	0	130/136	4/9	268
12 Harlon Hill (e)	1954-61	0	40	0	0/0	0/0	240
13 George McAfee (hb-db)	1940-41; 45-50	22	11	6	0/0	0/0	234
14 Ray (Scooter) McLean (hb-db)	1940-47	6	21	3	45/54	0/1	225
15 Willie Galimore (rb)	1957-63	26	10	1	0/0	0/0	222
Johnny Morris (rb-wr)	1958-67	5	31	1	0/0	0/0	222
17 Mike Ditka (te)	1961-66	0	34	2	0/0	0/0	216
18 Hugh Gallarneau (hb)	1941-42; 45-47	26	7	2	0/0	0/0	210
Dick Gordon (wr)	1965-71	0	35	0	0/0	0/0	210
20 Neal Anderson (rb)	1986-89	26	8	0	0/0	0/0	204

x—figures not available

CAREER INTERCEPTIONS

Player (position)	Years	Int	Yards	Avg	TD
1 Gary Fencik (s)	1976-87	38	483	12.7	1
2 Richie Petitbon (s)	1959-68	37	643	17.4	3
3 Bennie McCrae (cb)	1962-70	27	485	18.0	4
4 Dave Whitsell (cb)	1961-66	26	397	15.3	2
5 George McAfee (db)	1940-41; 45-50	25	350	14.0	1
6 JC Caroline (db)	1956-65	24	405	16.9	2
Doug Buffone (lb)	1966-79	24	211	8.8	0
8 Roosevelt Taylor (s)	1961-69	23	414	18.0	3
9 Allan Ellis (cb)	1973-77; 79-80	22	185	8.4	1
Dick Butkus (lb)	1965-73	22	166	7.5	0

CAREER RUSHING

Player (position)	Years	Att	Yards	Avg	TD
1 Walter Payton (hb)	1975-87	3,838	16,726	4.4	110
2 Rick Casares (fb)	1955-64	1,386	5,675	4.1	49
3 Gale Sayers (hb)	1965-71	991	4,956	5.0	39
4 Neal Anderson (rb)	1986-89	687	3,113	4.5	26
5 Roland Harper (rb)	1975-82	757	3,044	4.0	15
6 Willie Galimore (hb)	1957-63	670	2,985	4.5	26
7 Matt Suhey (fb)	1980-89	829	2,946	3.6	20
8 Ronnie Bull (hb-fb)	1962-70	787	2,871	3.7	9
9 Bronko Nagurski (fb)	1930-37; 43	633	2,778	4.4	18
10 Bobby Douglass (qb)	1969-75	373	2,470	6.6	20
11 Ray Nolting (hb)	1936-43	508	2,285	4.5	0
12 George Gulyanics (hb)	1947-52	609	2,081	4.1	19
13 Gary Famiglietti (fb-hb)	1938-45	505	1,927	3.8	20
14 Beattie Feathers (hb)	1934-47	320	1,846	5.8	14
15 Bill Osmani (fb)	1939-43; 46-47	368	1,753	4.8	20
16 George McAfee (hb)	1940-41; 45-50	341	1,685	4.9	22
17 Jack Manders (fb-hb)	1933-40	451	1,586	3.4	11
18 Hugh Gallarneau (hb)	1941-42; 45-47	343	1,421	4.1	26
19 John Hoffman (fb-hb)	1949-56	317	1,366	4.3	7
20 Joe Maniaci (fb-hb)	1938-41	260	1,295	5.0	12

CAREER PASSING

(400+ Attempts)

Player	Years	Att	Cmp	Cmp%	Yards	Y/Att	TD	TD%	Int	Int%	Rate
1 Jim McMahon	1982-88	1,513	874	57.8	11,203	7.37	67	4.4	56	3.7	80.4
2 Sid Luckman	1939-50	1,744	904	51.8	14,686	8.42	13	77.9	132	7.6	75.0
3 Bill Wade	1961-66	1,407	767	54.5	9,958	7.08	68	4.8	66	4.7	73.4
4 Rudy Bukich	1958-59; 62-68	878	474	54.0	6,254	7.12	46	5.2	45	5.1	72.8
5 Johnny Lujack	1948-51	808	404	50.0	6,295	7.79	41	5.1	54	6.7	65.3
6 Mike Tomczak	1985-89	811	415	51.2	5,726	7.06	30	3.7	42	5.2	64.9
7 Ed Brown	1954-61	1,246	607	48.7	9,698	7.78	63	5.1	88	7.1	62.5
8 Mike Phipps	1977-81	482	253	52.5	2,806	5.82	15	3.1	27	5.6	57.1
Bernie Masterson	1934-40	409	156	38.1	3,366	8.23	34	8.3	38	9.3	57.1
10 Jack Concannon	1967-71	951	486	51.1	5,222	5.49	31	3.3	52	5.5	55.6
11 Bob Avellini	1975-82	1,057	530	50.1	6,823	6.46	33	3.1	66	6.2	55.3
12 Vince Evans	1977-82	808	388	48.0	5,064	6.27	26	3.2	46	5.7	55.1
13 George Blanda	1949-58	988	445	45.0	5,936	6.01	48	4.9	70	7.1	51.4
14 Gary Huff	1973-76	614	310	50.5	3,271	6.33	12	2.0	34	5.5	50.1
15 Bobby Douglass	1969-75	895	376	42.0	4,932	5.51	30	3.4	51	5.7	47.6

CAREER SACKS

Player	Years	Sacks
1 Richard Dent	1983-89	82.0
2 Jim Osborne	1972-84	81.5
3 Dan Hampton	1979-89	78.5
4 Steve McMichael	1981-89	65.5
5 Mike Hartenstine	1975-86	55.5

CAREER FIELD GOALS

Player	Years	FG	FGA	Pct.
1 Bob Thomas	1975-84	128	205	62.4
2 Kevin Butler	1985-89	108	145	74.4
3 Mac Percival	1967-73	99	182	54.4
4 George Blanda	1949-58	88	201	43.8
5 Roger Leclerc	1960-66	75	146	51.4

CAREER RECEIVING

YARDS

Players (position)	Years	Yards	Catches	Avg	TD
1 Johnny Morris (wr)	1958-67	5,059	356	14.2	31
2 Harlon Hill (wr)	1954-61	4,616	226	20.4	40
3 Walter Payton (rb)	1975-87	4,538	492	9.2	15
4 Mike Ditka (te)	1961-66	4,503	316	14.3	34
5 Willie Gault (wr)	1983-87	3,650	184	19.8	27
6 Ken Kavanaugh (e)	1940-41; 45-50	3,626	162	22.4	50
7 Dick Gordon (wr)	1965-71	3,550	238	14.9	35
8 James Scott (wr)	1976-80; 82	3,202	177	18.1	20
9 Jim Dooley (wr)	1952-54; 56-57; 59-62	3,172	211	15.0	16
10 Jim Keane (e)	1946-51	3,031	206	14.7	23
11 Bill McColl (e)	1952-59	2,815	201	14.0	25
12 Dennis McKinnon (wr)	1983-89	2,753	182	15.1	21
13 Emery Moorehead (te)	1981-88	2,730	200	13.7	14
14 Ray (Scooter) McLean (rb)	1940-47	2,232	103	21.7	21
15 Matt Suhey (rb)	1980-89	2,109	259	8.1	5
16 Brian Baschnagel (wr)	1976-84	2,024	134	15.1	9
17 George Farmer (wr)	1970-75	1,909	113	16.9	10
18 Gene Schroeder (e)	1951-52; 54-57	1,870	104	18.0	13
19 John Hoffman (e)	1949-56	1,870	136	13.8	9
20 Rick Casares (fb)	1955-64	1,538	182	8.5	10
21 Dennis Gentry (wr)	1982-89	1,493	120	12.4	5
22 Rickey Watts (wr)	1979-82	1,411	82	17.4	8
23 Ronnie Bull (hb-fb)	1962-70	1,404	163	8.6	4
24 Bob Wallace (wr)	1968-72	1,403	109	12.9	9
25 Ron Morris (wr)	1987-89	1,363	78	17.5	6
26 Neal Anderson (rb)	1986-89	1,352	140	9.7	8

CATCHES

Players (position)	Years	Catches	Yards	Avg	TD
1 Walter Payton (rb)	1975-87	492	4,538	9.2	15
2 Johnny Morris (wr)	1958-67	356	5,059	14.2	31
3 Mike Ditka (te)	1961-66	316	4,503	14.3	34
4 Matt Suhey (fb)	1980-89	259	2,109	8.1	5
5 Dick Gordon (wr)	1965-71	238	3,550	14.9	35
6 Harlon Hill (e)	1954-61	226	4,616	20.4	40
7 Jim Dooley (wr)	1952-54; 56-57; 59-62	211	3,172	15.0	16
8 Jim Keane (e)	1946-51	206	3,031	14.7	23
9 Bill McColl (e)	1952-59	201	2,815	14.0	25
10 Emery Moorehead (te)	1981-88	200	2,730	13.7	14
11 Willie Gault (wr)	1983-87	184	3,650	19.8	27
12 Dennis McKinnon (wr)	1983-89	182	2,753	15.1	21
13 Rick Casares (fb)	1955-64	182	1,538	8.5	10
14 James Scott (wr)	1976-80; 82	177	3,202	18.1	20
15 Ronnie Bull (hb-fb)	1962-70	163	1,404	8.6	4
16 Ken Kavanaugh (e)	1940-41; 45-50	162	3,626	22.4	50
17 Neal Anderson (rb)	1986-89	140	1,352	9.7	8
18 John Hoffman (e)	1949-56	136	1,870	13.8	9
19 Brian Baschnagel (wr)	1976-84	134	2,024	15.1	9
20 Roland Harper (rb)	1975-78; 80-82	128	1,013	7.9	3
21 Dennis Gentry (wr)	1982-89	120	1,493	12.4	5
22 George Farmer (wr)	1970-75	113	1,909	16.9	10
23 Gale Sayers (hb)	1965-71	112	1,307	11.7	9
24 George Wilson (e)	1937-46	111	1,342	12.1	15
25 Bob Wallace (wr)	1968-72	109	1,403	12.9	9

CAREER KICKOFF RETURNS

(25+ Returns)

Player	Years	Returns	Yards	Avg	TD
1 Gale Sayers	1965-71	91	2,781	30.6	6
2 Ron Smith	1965; 70-72	85	2,263	26.6	1
3 Willie Galimore	1957-63	43	1,100	25.6	1
4 Charlie Bivins	1960-65	62	1,531	24.7	0
5 Lenny Walterscheid	1977-82	34	833	24.5	0
6 Cecil Turner	1968-73	108	2,616	24.2	4
7 Willie Gault	1983-86	37	885	23.9	1
8 Roosevelt Taylor	1961-69	25	598	23.9	0
9 Ron Drzewiecki	1955, 57	38	906	23.8	0
10 Brian Baschnagel	1976-83	89	2,104	23.6	0
11 Ike Hill	1973-74	27	637	23.6	1
12 Dennis Gentry	1982-89	145	3,408	23.5	3
13 Dick Gordon	1965-71	58	1,362	23.5	0
14 Johnny Morris	1958-67	54	1,267	23.5	0

CAREER PUNTING

(75+ Punts)

Player	Years	Punts	Yards	Avg
1 George Gulyanics	1947-52	113	5,032	44.5
2 Bobby Joe Green	1962-73	833	35,057	42.1
3 Fred (Curley) Morrison	1950-53	243	10,170	41.9
4 Bryan Wagner	1987-88	115	4,743	41.2
5 Maury Buford	1985-86; 89	209	8,604	41.2
6 Ed Brown	1954-61	343	13,912	40.6
7 Dave Finzer	1984	83	3,328	40.1
8 Edmund (Zeke) Bratkowski	1954; 57-60; 72	76	3,023	39.8
9 Bob Parsons	1972-83	884	34,180	38.7
10 Sid Luckman	1939-50	230	8,842	38.4

CAREER PUNT RETURNS

(25+ Returns)

Player	Years	Returns	Yards	Avg	TD
1 Ray (Scooter) McLean	1940-47	42	622	14.8	3
2 Gale Sayers	1965-71	27	391	14.5	2
3 George McAfee	1940-41; 45-50	112	1,431	12.8	2
4 JR Boone	1948-51	56	635	11.3	0
5 Jeff Fisher	1981-84	123	1,137	9.2	1
6 Dennis McKinnon	1983-89	127	1,171	9.2	3
7 Johnny Morris	1958-67	104	893	8.6	1
Virgil Livers	1975-79	86	738	8.6	0
9 Lew Barnes	1986	59	482	8.5	0
10 Steve Schubert	1975-79	103	866	8.4	3
11 Ken Taylor	1985	25	198	7.9	0
12 Lenny Walterscheid	1977-82	57	424	7.4	0
13 Wilford White	1951-52	37	248	6.7	0
14 Jon Arnett	1964-66	45	298	6.6	0

ANNUAL SCORING & RUSHING LEADERS

SCORING

Year	Player	TD	PAT	FG	Pts
1989	Anderson, Neal	15	0	0	90
1988	Butler, Kevin	0	37	15	82
1987	Butler, Kevin	0	28	19	85
1986	Butler, Kevin	0	36	28	120
1985*	Butler, Kevin	0	51	31	144
1984	Thomas, Bob	0	35	22	101
1983	Thomas, Bob	0	35	14	77
1982	Moorehead, Emery	5	0	0	30
1981	Roveto, John	0	19	10	49
1980	Thomas, Bob	0	35	13	74
1979	Payton, Walter	16	0	0	96
1978	Thomas, Bob	0	26	17	77
1977	Payton, Walter	16	0	0	96
1976	Payton, Walter	13	0	0	78
1975	Thomas, Bob	0	18	13	57
1974	Roder, Mirro	0	18	13	57
1973	Roder, Mirro	0	11	8	35
1972	Percival, Mac	0	26	12	62
1971	Percival, Mac	0	18	15	63
1970	Percival, Mac	0	28	20	88
1969	Percival, Mac	0	26	8	50
1968	Percival, Mac	0	25	25	100
1967	Sayers, Gale	12	0	0	72
1966	LeClerc, Roger	0	24	18	78
1965*	Sayers, Gale	22	0	0	132
1964	Morris, Johnny	10	0	0	60
1963	Ditka, Mike	8	0	0	48
1962	LeClerc, Roger	0	36	13	75
1961	Ditka, Mike	12	0	0	72
1960	Aveni, John	0	23	7	44
1959	Casares, Rick	12	0	0	72
1958	Galimore, Willie	12	0	0	72
1957	Blanda, George	1	23	14	71
1956	Casares, Rick	14	0	0	84
1955	Blanda, George	2	37	11	82
1954	Hill, Harlon	12	0	0	72
1953	Blanda, George	0	27	7	48
1952	Blanda, George	1	30	6	54
1951	Lujack, Johnny	7	10	0	52
1950	Lujack, Johnny	11	34	3	109
1949	Lujack, Johnny	2	42	1	57
1948	Lujack, Johnny	1	44	0	50
1947	Kavanaugh, Ken	13	0	0	78
1946	Gallarneau, Hugh	8	0	0	48
1945	Kavanaugh, Ken	6	0	0	36
1944	McLean, Ray	7	0	0	42
1943	Clark, Harry	10	0	0	60
1942	McLean, Ray	9	0	0	54
1941	McAfee, George	12	0	0	72
1940	McLean, Ray	4	1	0	25
1939	Manders, Jack	4	17	3	50
1938	Manders, Jack	3	10	3	37
1937	Manders, Jack	5	15	8	69
1936	Manders, Jack	4	17	7	62
1935	Karr, William	6	0	0	36
1934	Manders, Jack	3	31	10	79
1933	Manders, Jack	0	15	6	33

RUSHING

Year	Player	Yards	Att	TD
1989	Anderson, Neal	1,275	274	11
1988	Anderson, Neal	1,106	249	12
1987	Anderson, Neal	586	129	3
1986	Payton, Walter	1,333	321	8
1985	Payton, Walter	1,551	324	9
1984	Payton, Walter	1,684	381	11
1983	Payton, Walter	1,421	314	6
1982	Payton, Walter	596	148	1
1981	Payton, Walter	1,222	339	6
1980	Payton, Walter	1,460	317	6
1979	Payton, Walter	1,610	369	14
1978	Payton, Walter	1,395	333	11
1977*	Payton, Walter	1,852	339	14
1976	Payton, Walter	1,390	311	13
1975	Payton, Walter	679	196	7
1974	Grandberry, Ken	475	144	2
1973	Garrett, Carl	655	175	5
1972	Douglass, Bobby	968	141	8
1971	Shy, Don	420	116	2
1970	Montgomery, Ross	229	62	0
1969*	Sayers, Gale	1,032	236	8
1968	Sayers, Gale	856	138	2
1967	Sayers, Gale	880	186	7
1966*	Sayers, Gale	1,231	229	8
1965	Sayers, Gale	867	166	14
1964	Arnett, Jon	400	119	1
1963	Marconi, Joe	446	118	2
1962	Marconi, Joe	406	89	5
1961	Galimore, Willie	707	153	4
1960	Casares, Rick	566	160	5
1959	Casares, Rick	699	177	10
1958	Casares, Rick	651	176	2
1957	Casares, Rick	700	204	6
1956*	Casares, Rick	1,126	234	12
1955	Casares, Rick	672	125	4
1954	Jagade, Chick	498	157	3
1953	Morrison, Fred	307	95	2
1952	Morrison, Fred	367	95	3
1951	Dottley, John	670	127	3
1950	Gulyanics, George	571	146	2
1949	Gulyanics, George	452	102	5
1948	Gulyanics, George	439	119	4
1947	Osmanski, Joe	328	64	1
1946	Gallerneau, Hugh	476	112	6
1945	Margarita, Bob	497	112	3
1944	Margarita, Bob	463	88	4
1943	Clark, Harry	556	120	3
1942	Famiglietti, Gary	503	118	8
1941	McAfee, George	474	65	6
1940	Nolting, Ray	373	78	1
1939*	Osmanski, Bill	699	121	7
1938	Nolting, Ray	297	63	2
	Francis, Sam	297	85	3
1937	Nolting, Ray	424	106	2
1936	Nagurski, Bronko	529	122	3
1935	Ronzani, Gene	356	79	2
1934*	Feathers, Beattie	1,004	101	8
1933	Nagurski, Bronko	533	128	1

*Led NFL

ANNUAL PASSING LEADERS

Year	Player	Att	Cmp	Yards	TD	Int	Rating
1989	Tomczak, Mike	306	156	2,058	16	16	68.2
1988	McMahon, Jim	192	114	1,346	6	7	76.0
1987	McMahon, Jim	210	125	1,639	12	8	87.4
1986	McMahon, Jim	150	77	995	5	8	61.4
1985	McMahon, Jim	313	178	2,392	18	11	82.8
1984	McMahon, Jim	143	85	1,146	8	2	97.8
1983	McMahon, Jim	295	175	2,184	12	13	77.7
1982	McMahon, Jim	210	120	1,501	9	7	80.1
1981	Evans, Vince	436	195	2,354	11	20	51.0
1980	Evans, Vince	278	148	2,039	11	16	66.1
1979	Phipps, Mike	255	134	1,535	9	8	69.7
1978	Avellini, Bob	264	141	1,718	5	16	54.6
1977	Avellini, Bob	293	194	2,004	11	18	61.7
1976	Avellini, Bob	271	118	1,580	8	15	49.7
1975	Huff, Gary	205	114	1,083	3	9	57.1
1974	Huff, Gary	283	142	1,663	6	17	50.4
1973	Douglass, Bobby	174	81	1,057	5	7	59.2
1972	Douglass, Bobby	198	75	1,246	9	12	49.5
1971	Douglass, Bobby	225	91	1,164	7	15	38.7
1970	Concannon, Jack	385	194	2,130	16	18	61.6
1969	Concannon, Jack	160	87	1,783	4	8	31.3
1968	Concannon, Jack	143	71	715	5	9	49.8
1967	Concannon, Jack	186	92	1,260	6	14	51.0
1966	Bukich, Rudy	309	147	1,858	10	21	49.1
1965	Bukich, Rudy	312	176	2,641	20	9	93.6
1964*	Bukich, Rudy	160	99	1,099	12	7	89.0
1963	Wade, Bill	356	192	2,301	15	12	73.8
1962	Wade, Bill	412	225	3,172	18	24	70.2
1961	Wade, Bill	250	139	2,258	22	13	93.7
1960	Brown, Ed	149	59	1,079	7	11	50.1
1959	Brown, Ed	247	125	1,881	13	10	77.0
1958	Brown, Ed	218	102	1,418	10	17	51.0
1957	Brown, Ed	185	84	1,321	6	16	44.5
1956*	Brown, Ed	168	96	1,667	11	12	83.1
1955	Brown, Ed	164	85	1,307	9	10	71.4
1954	Bratkowski, Zeke	130	67	1,087	8	17	60.9
1953	Blanda, George	362	169	2,164	14	24	51.3
1952	Romanik, Steve	126	49	772	4	11	34.5
1951	Lujack, Johnny	176	85	1,295	3	8	59.9
1950	Lujack, Johnny	254	121	1,731	4	21	40.9
1949	Lujack, Johnny	312	162	2,658	23	22	75.9
1948	Luckman, Sid	163	89	1,047	13	14	65.2
1947	Luckman, Sid	323	176	2,712	24	31	67.6
1946	Luckman, Sid	229	110	1,826	17	16	70.8
1945	Luckman, Sid	217	117	1,725	14	10	82.6
1944	Luckman, Sid	143	71	1,018	11	11	66.8
1943	Luckman, Sid	202	110	2,194	28	12	107.8
1942	Luckman, Sid	105	57	1,023	10	13	80.0
1941	Luckman, Sid	119	68	1,181	9	6	95.5
1940	Luckman, Sid	105	48	941	6	9	60.7
1939	Masterson, Bernie	113	44	914	5	9	49.6
1938	Masterson, Bernie	112	46	848	7	9	55.6
1937	Masterson, Bernie	72	26	615	6	7	55.8
1936	Molesworth, Keith	31	15	188	4	4	67.7
1935	Masterson, Bernie	44	18	456	5	4	79.4
1934	Ronzani, Gene	32	15	150	3	0	91.9
1933	Molesworth, Keith	50	19	433	3	4	56.5

*Led NFL

ANNUAL RECEIVING LEADERS

CATCHES

Year	Player	No	Yards	TD
1989	Anderson, Neal	50	434	4
1988	McKinnon, Dennis	45	704	3
1987	Anderson, Neal	47	467	3
1986	Gault, Willie	42	818	5
1985	Payton, Walter	49	483	2
1984	Payton, Walter	45	368	0
1983	Payton, Walter	53	607	2
1982	Suhey, Matt	36	333	0
1981	Payton, Walter	41	379	2
1980	Payton, Walter	46	367	1
1979	Williams, Dave	42	354	5
1978	Payton, Walter	50	480	0
1977	Scott, James	50	809	3
1976	Harper, Roland	29	291	1
1975	Rather, Bo	39	685	2
1974	Wade, Charlie	39	683	1
1973	Garrett, Carl	23	292	0
1972	Thomas, Earl	20	365	3
1971	Farmer, George	46	737	5
1970*	Gordon, Dick	71	1,026	13
1969	Wallace, Bob	47	553	5
1968	Gordon, Dick	29	477	4
1967	Gordon, Dick	31	524	5
1966	Sayers, Gale	34	447	2
1965	Morris, Johnny	53	846	4
1964*	Morris, Johnny	93	1,200	10
1963	Diika, Mike	59	794	8
1962	Diika, Mike	58	904	5
	Morris, Johnny	58	889	5
1961	Diika, Mike	56	1,076	12
1960	Dewveall, Willard	43	804	5
1959	Dooley, Jim	41	580	3
1958	McColl, Bill	35	517	8
1957	Dooley, Jim	37	530	1
1956	Hill, Harlon	47	1,128	11
1955	Hill, Harlon	42	789	9
1954	Hill, Harlon	45	1,124	12
1953	Dooley, Jim	53	841	4
1952	Schroeder, Gene	39	660	6
1951	Hoffman, John	28	394	2
1950	Keane, Jim	36	433	0
1949	Keane, Jim	47	696	6
1948	Keane, Jim	30	414	3
1947*	Keane, Jim	64	910	10
1946	Kavanaugh, Ken	18	337	5
1945	Wilson, George	28	259	3
1944	Wilson, George	24	265	4
1943	Clark, Harry	23	535	7
1942	McLean, Ray	19	571	8
1941	Plasman, Dick	14	283	0
1940	Kavanaugh, Ken	12	276	3
1939	Plasman, Dick	19	403	3
1938	Karr, William	14	253	4
1937	McDonald, Lester	11	179	4
1936	Hewitt, Bill	15	358	6
1935	Johnsos, Luke	19	298	4
1934	Hewitt, Bill	10	151	5
1933	Hewitt, Bill	16	273	2
1932	Johnsos, Luke	24	321	2

YARDS

Year	Player	Yards	No	TD
1989	Morris, Ron	486	30	1
1988	McKinnon, Dennis	704	45	3
1987	Gault, Willie	705	35	7
1986	Gault, Willie	818	42	5
1985	Gault, Willie	704	33	1
1984	Gault, Willie	587	34	6
1983	Gault, Willie	836	40	8
1982	Moorehead, Emery	363	30	5
1981	Margerum, Ken	584	39	1
1980	Scott, James	696	36	3
1979	Baschnagel, Brian	452	30	2
1978	Scott, James	759	42	5
1977	Scott, James	809	50	3
1976	Scott, James	512	26	6
1975	Rather, Bo	685	39	2
1974	Wade, Charles	683	39	1
1973	Thomas, Earl	343	24	4
1972	Farmer, George	380	14	2
1971	Farmer, George	737	46	5
1970	Gordon, Dick	1,026	71	13
1969	Wallace, Bob	553	47	5
1968	Gordon, Dick	477	29	4
1967	Gordon, Dick	534	31	5
1966	Jones, Jimmie	504	28	5
1965	Morris, Johnny	846	53	4
1964*	Morris, Johnny	1,200	93	10
1963	Diika, Mike	794	59	8
1962	Diika, Mike	904	58	5
1961	Diika, Mike	1,076	56	12
1960	Dewveall, Willard	804	43	5
1959	Dooley, Jim	580	41	3
1958	McColl, Bill	517	35	8
1957	Dooley, Jim	530	37	1
1956	Hill, Harlon	1,128	47	11
1955	Hill, Harlon	789	42	9
1954	Hill, Harlon	1,124	45	12
1953	Dooley, Jim	841	53	4
1952	Schroeder, Gene	660	39	6
1951	Schroeder, Gene	461	24	3
1950	Keane, Jim	433	36	0
1949	Keane, Jim	696	47	6
1948	Keane, Jim	414	30	3
1947	Keane, Jim	910	64	10
1946	McLean, Ray	348	17	2
1945	Kavanaugh, Ken	539	35	6
1944	McLean, Ray	414	19	5
1943	Clark, Harry	535	23	7
1942	McLean, Ray	571	19	8
1941	Kavanaugh, Ken	314	11	6
1940	Kavanaugh, Ken	276	12	3
1939	Plasman, Dick	403	19	3
1938	Karr, Bill	253	14	4
1937	Manske, Eggs	225	9	3
1936	Hewitt, Bill	358	15	6
1935	Johnsos, Luke	298	19	4
1934	Hewitt, Bill	151	10	5
1933	Hewitt, Bill	273	16	2
1932	Johnsos, Luke	321	24	2

*Led NFL

ANNUAL RETURN LEADERS

PUNTS

Year	Player	No	Yards	Avg
1989	Green, Mark	16	141	8.8
1988	McKinnon, Dennis	34	277	8.1
1987	McKinnon, Dennis	40	405	10.1
1986	Barnes, Lew	57	482	8.5
1985	Taylor, Ken	25	198	7.9
1984	Fisher, Jeff	58	492	8.5
1983	McKinnon, Dennis	34	316	9.3
1982	Fisher, Jeff	9	65	7.2
1981	Fisher, Jeff	43	509	11.8
1980	Walterscheid, Lenny	33	239	7.2
1979	Schubert, Steve	25	238	9.5
1978	Schubert, Steve	27	229	8.5
1977	Schubert, Steve	31	291	9.4
1976	Livers, Virgil	28	205	7.3
1975	Livers, Virgil	42	456	10.9
1974	Hill, Ike	33	183	5.5
1973	Hill, Ike	36	204	5.7
1972	Smith, Ron	26	163	6.3
1971	Smith, Ron	26	194	7.5
1970	Cole, Linzy	14	83	5.9
1969	Lyle, Garry	12	78	6.5
1968	Turner, Cecil	9	19	2.1
1967	Gordon, Dick	12	82	6.8
1966	Arnett, Jon	15	58	3.9
1965	Sayers, Gale	16	238	14.9
1964	Arnett, Jon	19	188	9.9
1963	Morris, Johnny	16	164	10.3
1962	Morris, Johnny	20	208	10.4
1961	Morris, Johnny	23	155	6.7
1960	Morris, Johnny	13	75	5.8
1959*	Morris, Johnny	14	171	12.2
1958	Morris, Johnny	14	96	6.9
1957	Drzewiecki, Ron	22	64	2.9
1956	Jeter, Perry	6	66	11.0
	Smith, Ray	6	66	11.0
1955	Drzewiecki, Ron	20	100	5.0
1954	Stone, Billy	14	40	2.9
1953	Macon, Ed	17	68	4.0
1952	White, Wilford	23	117	5.1
1951	White, Wilford	14	131	9.4
1950	McAfee, George	33	284	8.6
1949	McAfee, George	24	279	11.6
1948*	McAfee, George	30	417	13.9
1947	McAfee, George	18	261	14.5
1946	Gallarneau, Hugh	10	99	9.9
1945	Margarita, Bob	7	66	9.4
1944	Grygo, Al	11	100	9.1
1943	Clark, Harry	10	158	15.8
1942	Gallarneau, Hugh	9	101	11.2
1941	McAfee, George	5	158	31.6

KICKOFFS

Year	Player	No	Yards	Avg
1989	Gentry, Dennis	28	667	23.8
1988	Gentry, Dennis	27	578	21.4
1987	Gentry, Dennis	25	621	24.8
1986*	Gentry, Dennis	20	576	28.8
1985	Gault, Willie	22	577	26.2
1984	Cameron, Jack	26	485	18.7
1983	Gault, Willie	13	276	21.2
1982	Watts, Rickey	14	330	23.6
1981	Williams, Dave	23	486	21.1
1980	Williams, Dave	27	666	24.7
1979	Walterscheid, Lenny	19	427	22.5
1978	Baschnagel, Brian	20	455	22.8
1977	Baschnagel, Brian	23	557	24.2
1976	Baschnagel, Brian	29	754	26.0
1975*	Payton, Walter	14	444	31.7
1974	Grandberry, Ken	22	568	25.8
1973*	Garrett, Carl	16	486	30.4
1972*	Smith, Ron	30	924	30.8
1971	Smith, Ron	26	671	25.8
1970	Turner, Cecil	23	752	32.7
1969	Sayers, Gale	14	339	24.2
1968	Turner, Cecil	20	363	18.2
1967	Sayers, Gale	16	603	37.7
1966*	Sayers, Gale	23	718	31.2
1965	Sayers, Gale	21	660	31.4
1964	Martin, Billy	24	534	22.3
1963	Bull, Ronnie	7	105	15.0
1962	Martin, Billy	25	515	20.6
1961	Bivins, Charles	25	669	26.7
1960	Galimore, Willie	12	292	24.3
1959	Morris, Johnny	17	438	25.8
1958	Morris, Johnny	16	399	24.9
1957	Drzewiecki, Ron	13	315	24.2
1956	Bingham, Don	17	444	26.1
1955	Drzewiecki, Ron	25	591	23.6
1954	Jagade, Chick	11	195	17.7
1953	Macon, Ed	13	373	28.7
1952	Macon, Ed	9	299	33.2
1951	Morrison, Fred	13	353	27.2
1950	Hunsinger, Chuck	23	343	14.9
1949	Dreyer, Fred	13	338	26.0
1948	Minini, Frank	12	370	30.8
1947	Minini, Frank	11	261	23.7
1946	Osmanski, Bill	8	203	25.4
1945	Margarita, Bob	10	155	15.5
1944	Margarita, Bob	12	279	23.3
1943	Clark, Harry	13	326	25.1
1942	Gallarneau, Hugh	6	151	25.2
1941	McAfee, George	7	223	31.9

*Led NFL

ANNUAL INTERCEPTION & PUNTING LEADERS

INTERCEPTIONS

Year	Player	No	Yards
1989	Stinson, Lemuel	4	59
1988	Jackson, Vestee	8	94
1987	Duerson, Dave	3	0
1986	Richardson, Mike	7	69
1985	Frazier, Leslie	6	119
1984	Fencik, Gary	5	102
1983	Frazier, Leslie	7	135
1982	Schmidt, Terry	4	39
1981	Fencik, Gary	6	121
1980	Walterscheid, Lenny	4	84
1979	Schmidt, Terry	6	44
	Fencik, Gary	6	31
1978	Fencik, Gary	4	77
1977	Ellis, Allan	6	23
1976	Brupbacher, Ross	7	49
1975	Clemons, Craig	2	109
	Plank, Doug	2	50
	Livers, Virgil	2	40
	Ellis, Allan	2	4
1974	Clemons, Craig	4	84
1973	Lyle, Garry	5	62
1972	Ford, Charlie	7	104
1971	Ford, Charlie	5	46
1970	Buffone, Doug	4	33
1969	Taylor, Joe	3	37
	Daniels, Dick	3	37
	Youngblood, George	3	22
1968	McRae, Bennie	4	41
1967	McRae, Bennie	5	94
	Petitbon, Richie	5	93
	Taylor, Roosevelt	5	19
1966	Petitbon, Richie	4	34
1965	Butkus, Dick	5	84
1964	Caroline, JC	2	84
	Whitsell, Dave	2	57
	Taylor, Roosevelt	2	45
	McRae, Bennie	2	44
	George, Bill	2	28
1963*	Taylor, Roosevelt	9	172
1962	Petitbon, Richie	6	212
1961	Whitsell, Dave	6	123
1960	Caroline, JC	3	31
1959	Barnes, Erich	5	67
1958	Sumner, Charles	6	67
1957	Johnson, Jack	4	36
1956	Caroline, JC	6	182
1955	Sumner, Charles	7	167
1954	Whitman, SJ	5	117
1953	Kindt, Don	6	172
1952	Dooley, Jim	5	30
1951	Schroeder, Gene	5	62
1950	Davis, Harper	5	59
1949	McAfee, George	6	76
1948	Lujack, Johnny	8	131
1947	Mullins, Noah	6	113
1946	Farris, Tom	4	43
1945	Margarita, Bob	6	79
1944	Grygo, Al	4	79
1943	Clark, Harry	5	32
1942*	Turner, Clyde	8	96
1941	McAfee, George	6	78
1940	Clark, Harry	4	62
	Famigletti, Gary	4	18
	McAfee, George	4	50

PUNTING

Year	Player	No	Avg
1989	Buford, Maury	72	39.5
1988	Wagner, Bryan	79	41.5
1987	Wagner, Bryan	36	40.6
1986	Buford, Maury	69	41.3
1985	Buford, Maury	68	42.2
1984	Finzer, Dave	83	40.1
1983	Parsons, Bob	79	36.9
1982	Parsons, Bob	58	41.3
1981	Parsons, Bob	114	39.7
1980	Parsons, Bob	79	40.6
1979	Parsons, Bob	92	37.9
1978	Parsons, Bob	96	37.0
1977	Parsons, Bob	80	40.4
1976	Parsons, Bob	99	37.6
1975	Parsons, Bob	93	39.0
1974	Parsons, Bob	90	37.8
1973	Green, Bobby Joe	82	40.5
1972	Green, Bobby Joe	67	41.2
1971	Green, Bobby Joe	77	40.1
1970	Green, Bobby Joe	83	40.9
1969	Green, Bobby Joe	76	39.0
1968	Green, Bobby Joe	27	42.3
1967	Green, Bobby Joe	79	42.9
1966	Green, Bobby Joe	80	41.9
1965	Green, Bobby Joe	58	42.7
1964	Green, Bobby Joe	71	44.5
1963	Green, Bobby Joe	64	46.5
1962	Green, Bobby Joe	69	43.7
1961	Brown, Ed	59	42.2
1960	Brown, Ed	56	39.8
1959	Brown, Ed	64	41.2
1958	Brown, Ed	27	42.2
1957	Brown, Ed	34	40.1
1956	Brown, Ed	42	39.1
1955	Brown, Ed	44	40.1
1954	Bratkowski, Zeke	39	41.0
1953	Morrison, Fred	65	42.6
1952	Morrison, Fred	64	42.3
1951	Morrison, Fred	57	39.0
1950*	Morrison, Fred	57	43.3
1949	Gulyanics, George	29	47.2
1948	Gulyanics, George	55	44.2
1947	Gulyanics, George	23	44.8
1946	Luckman, Sid	33	37.4
1945	Luckman, Sid	36	37.4
1944	McEnulty, Doug	25	39.8
1943	Luckman, Sid	34	35.9
1942	Luckman, Sid	24	40.6
1941	Luckman, Sid	13	41.1
1940	Luckman, Sid	27	42.5
1939	Luckman, Sid	27	43.3

*Led NFL

ANNUAL SACK LEADERS

Year	Player	No	Yards	Year	Player	No	Yards
1989	Dent, Richard	9.0	64.0	1979	Osborne, Jim	10.5	79.0
1988	McMichael, Steve	11.5	95.0	1978	Page, Alan	11.5	94.0
1987	Dent, Richard	13.5	94.0	1977	Rydalch, Ron	9.5	81.0
1986	Dent, Richard	11.5	87.0	1976	Osborne, Jim	15.0	129.0
1985*	Dent, Richard	17.0	133.5	1975	Chambers, Wally	14.0	105.0
1984	Dent, Richard	17.5	140.5	1974	Chambers, Wally	6.0	53.0
1983	Hartenstine, Mike	12.0	91.5	1973	Osborne, Jim	11.5	92.0
1982	Hampton, Dan	7.0	57.0	1972	Osborne, Jim	6.0	N/A
1981	Page, Alan	9.0	84.0	1971	Holman, Willie	13.5	N/A
	Hampton, Dan	9.0	77.0	1970	Holman, Willie	14.0	N/A
1980	Hampton, Dan	11.5	108.5				

*Led NFL

BEST PASSING SEASONS

Player	Year	Att	Cmp	Yards	Pct	Y/Att	TD	TD%	Int	Int%	Rate
1 Sid Luckman	1943	202	110	2,194	54.5	10.86	28	13.9	12	5.9	107.8
2 Jim McMahon	1984	143	85	1,146	59.4	8.01	8	5.6	2	1.4	97.8
3 Sid Luckman	1941	119	68	1,181	57.1	9.92	9	7.6	6	5.0	95.5
4 Bill Wade	1961	250	139	2,258	55.6	9.03	22	8.8	13	5.2	93.7
5 Rudy Bukich	1965	312	176	2,641	56.4	8.46	20	6.4	9	2.9	93.6
6 Rudy Bukich	1964	160	99	1,099	61.9	6.87	12	7.5	7	4.4	89.0
7 Jim McMahon	1987	210	125	1,639	59.5	7.80	12	5.7	8	3.8	87.4
8 Ed Brown	1956	168	96	1,667	57.1	9.92	11	6.5	12	7.1	83.1
9 Jim McMahon	1985	313	178	2,392	58.1	7.64	15	4.8	11	3.5	82.8
10 Sid Luckman	1945	217	117	1,725	53.9	7.95	14	6.5	10	4.6	82.6
11 Jim McMahon	1982	210	120	1,501	57.1	7.15	9	4.3	7	3.3	80.1
12 Sid Luckman	1942	105	57	1,023	54.3	9.74	10	9.5	13	12.4	80.0
13 Jim McMahon	1983	295	175	2,184	59.3	7.40	12	4.1	13	4.4	77.7
14 Ed Brown	1959	247	125	1,881	50.6	7.61	13	5.3	10	4.0	77.0
15 Jim McMahon	1988	192	114	1,346	59.4	7.01	6	3.1	7	3.6	76.0

300-YARD PASSING GAMES

12/11/49	Johnny Lujack	39-24-468	10/29/50	Johnny Lujack	39-20-331
11/18/62	Bill Wade	46-28-466	10/8/61	Bill Wade	25-13-330
11/14/43	Sid Luckman	32-21-433	11/25/62	Bill Wade	32-23-328
10/17/54	George Blanda	47-21-359	10/11/59	Ed Brown	29-14-323
10/14/62	Bill Wade	34-18-356	11/19/61	Bill Wade	34-18-323
12/17/61	Bill Wade	34-23-355	10/25/64	Bill Wade	57-33-321
12/12/65	Rudy Bukich	32-16-347	10/23/49	Johnny Lujack	52-29-319
10/19/47	Sid Luckman	26-18-342	10/21/62	Bill Wade	26-13-318
9/20/64	Bill Wade	31-23-341	12/7/80	Vince Evans	22-18-316
10/24/54	George Blanda	46-28-338	10/12/47	Sid Luckman	25-14-314
12/13/70	Jack Concannon	34-21-338	11/16/87	Jim McMahon	34-21-311
11/19/67	Jack Concannon	24-11-336	10/4/81	Vince Evans	43-26-307
10/16/83	Vince Evans	45-28-336	12/13/53	George Blanda	37-20-306
10/25/53	George Blanda	47-23-334	9/24/89	Mike Tomczak	25-15-302
10/9/60	Ed Brown	21-13-333	12/6/69	Virgil Carter	49-31-301

30 Total: Wade (9); Blanda (4); Luckman, Lujack, Evans (3); Brown, Concannon (2); Bukich, Carter, McMahon, **Tomczak (1)**.

100-YARD RUSHING GAMES

11/20/77	Walter Payton	40-275	11/12/78	Walter Payton	23-127
10/30/77	Walter Payton	23-205	10/10/77	Walter Payton	24-126
11/3/68	Gale Sayers	24-205	11/30/69	Gale Sayers	20-126
12/18/66	Gale Sayers	17-197	9/2/79	Walter Payton	36-125
11/3/85	Walter Payton	28-192	11/26/33	Bronko Nagurski	18-124
11/13/77	Walter Payton	33-192	10/21/56	Rick Casares	22-124
12/16/56	Rick Casares	17-190	11/6/66	Gale Sayers	21-124
9/14/80	Walter Payton	18-183	11/27/80	Walter Payton	18-123
12/5/76	Walter Payton	27-183	10/1/78	Walter Payton	27-123
9/9/79	Walter Payton	23-182	9/4/88	Neal Anderson	24-123
9/16/62	Willie Galimore	22-181	10/16/77	Walter Payton	24-122
9/9/84	Walter Payton	20-179	12/19/88	Neal Anderson	22-122
11/26/81	Walter Payton	38-179	12/2/85	Walter Payton	23-121
9/14/86	Walter Payton	34-177	9/17/50	George Gulyanics	26-121
12/9/84	Walter Payton	35-175	10/5/52	Kayo Dottley	24-121
11/27/66	Gale Sayers	19-172	12/16/62	Joe Marconi	13-121
12/11/77	Walter Payton	32-163	9/8/85	Walter Payton	17-120
10/29/78	Walter Payton	23-162	12/17/67	Gale Sayers	19-120
9/18/83	Walter Payton	28-161	10/15/39	Bill Osmanski	15-119
9/18/77	Walter Payton	23-160	11/12/50	Chuck Hunsinger	14-119
10/16/78	Walter Payton	22-157	12/17/89	Neal Anderson	12-119
12/16/79	Walter Payton	33-157	10/27/85	Walter Payton	19-118
10/28/34	Beattie Feathers	15-155	12/5/65	Gale Sayers	16-118
10/7/79	Walter Payton	39-155	11/18/51	Kayo Dottley	17-117
9/30/84	Walter Payton	25-155	12/9/56	Rick Casares	25-117
10/7/84	Walter Payton	32-154	11/26/67	Gale Sayers	18-117
10/20/57	Willie Galimore	24-153	10/15/72	Bobby Douglass	11-117
9/19/76	Walter Payton	28-148	11/25/84	Walter Payton	23-117
12/18/83	Walter Payton	30-148	9/20/87	Neal Anderson	16-117
9/10/89	Neal Anderson	21-146	9/23/84	Walter Payton	24-116
10/17/76	Walter Payton	27-145	11/4/45	Bob Margarita	16-116
10/29/44	Al Grygo	13-144	11/24/57	Rick Casares	28-116
11/26/78	Roland Harper	25-144	11/2/69	Gale Sayers	20-116
10/27/68	Gale Sayers	18-143	9/24/89	Neal Anderson	16-116
10/15/67	Gale Sayers	22-142	11/6/55	Bobby Watkins	14-115
10/2/39	Joe Maniaci	12-141	11/6/55	Rick Casares	16-115
10/10/76	Walter Payton	19-141	12/9/79	Walter Payton	25-115
9/30/34	Beattie Feathers	2-140	10/21/34	Beattie Feathers	7-114
10/2/77	Walter Payton	19-140	10/16/60	Johnny Morris	7-114
10/7/56	Rick Casares	24-139	11/2/58	Rick Casares	23-113
11/9/86	Walter Payton	20-139	11/9/58	Rick Casares	15-113
11/27/88	Neal Anderson	17-139	11/28/65	Gale Sayers	13-113
11/24/77	Walter Payton	20-137	12/12/65	Gale Sayers	9-113
10/9/55	John Hoffman	18-135	9/17/72	Jim Harrison	20-113
12/21/75	Walter Payton	25-134	11/4/79	Walter Payton	22-113
9/16/79	Walter Payton	22-134	9/7/86	Walter Payton	22-113
10/6/80	Walter Payton	28-133	10/21/85	Walter Payton	25-112
10/13/85	Walter Payton	24-132	10/21/51	Kayo Dottley	16-112
11/17/85	Walter Payton	22-132	10/14/56	Rick Casares	21-112
10/7/34	Beattie Feathers	14-132	12/1/68	Brian Piccolo	21-112
11/4/56	Rick Casares	25-132	11/9/69	Gale Sayers	28-112
11/13/83	Walter Payton	25-131	11/20/83	Matt Suhey	19-112
12/10/67	Gale Sayers	20-131	12/6/81	Walter Payton	33-112
12/7/80	Walter Payton	22-130	12/8/85	Walter Payton	26-111
12/20/80	Walter Payton	29-130	11/12/39	Bill Osmanski	18-111
12/3/44	Bob Margarita	9-129	11/22/59	Rick Casares	21-111
12/17/72	Bobby Douglass	14-127			

(continued)

10/21/79	Walter Payton	23-111	11/26/78	Walter Payton	27-105
11/4/84	Walter Payton	27-111	9/25/88	Neal Anderson	20-105
9/16/84	Walter Payton	27-110	10/3/76	Walter Payton	18-104
10/19/75	Mike Adamle	17-110	12/26/82	Walter Payton	20-104
11/28/76	Walter Payton	27-110	11/18/56	Rick Casares	27-104
10/26/69	Gale Sayers	15-109	9/4/83	Walter Payton	20-103
11/14/76	Walter Payton	18-109	10/23/72	Jim Harrison	31-103
11/5/78	Walter Payton	18-109	11/10/85	Matt Suhey	16-102
1/2/83	Walter Payton	26-109	11/24/85	Walter Payton	20-102
10/28/56	Perry Jeter	16-108	10/22/39	Joe Maniaci	15-102
11/11/56	John Hoffman	18-108	10/9/83	Walter Payton	20-102
9/29/68	Gale Sayers	16-108	12/7/58	Rick Casares	22-102
10/15/86	Walter Payton	26-108	10/12/80	Walter Payton	23-102
11/10/85	Walter Payton	26-107	12/4/77	Walter Payton	33-101
11/9/80	Walter Payton	17-107	10/10/34	Beattie Feathers	8-101
10/25/81	Walter Payton	36-107	11/29/42	Gary Famiglietti	12-101
10/9/66	Gale Sayers	18-106	10/21/74	Carl Garrett	23-101
11/20/83	Walter Payton	22-106	9/3/78	Walter Payton	26-101
11/25/45	George McAfee	5-105	10/19/80	Walter Payton	27-101
10/28/51	Kayo Dottley	17-105	12/11/83	Matt Suhey	17-101
9/15/68	Gale Sayers	15-105	10/14/84	Walter Payton	23-100
10/6/68	Gale Sayers	15-105	11/20/49	John Hoffman	15-100
11/15/81	Walter Payton	22-105	11/4/73	Bobby Douglass	19-100
11/16/75	Walter Payton	23-105	11/19/89	Neal Anderson	15-100

161 Total: Payton (77); Sayers (20); Casares (13); **Anderson** (9); Feathers (5); Dottley (4); Hoffman, Douglass, Suhey (3); Maniaci, Osmanski, Margarita, Galimore, Harrison (2); Nagurski, Famiglietti, McAfee, Grygo, Gulyanics, Hunsinger, Watkins, Jeter, Morris, Marconi, Garrett, Adamle, Harper, Piccolo (1).

100-YARD RECEIVING GAMES

10/31/54	Harlon Hill	7-214	11/23/52	Billy Stone	4-148
11/18/62	Johnny Morris	10-201	10/11/59	Harlon Hill	5-147
10/21/56	Harlon Hill	9-198	10/11/64	Johnny Morris	11-147
11/25/56	Harlon Hill	7-195	12/15/68	Dick Gordon	6-147
10/23/49	Jim Keane	14-193	10/25/70	George Farmer	6-147
11/12/61	Mike Ditka	9-190	11/11/79	Rickey Watts	6-147
11/8/64	Johnny Morris	10-183	11/12/44	Scooter McLean	5-146
11/19/67	Dick Gordon	4-178	11/10/46	Ken Kavanaugh	6-146
10/29/50	Ken Kavanaugh	8-177	11/24/63	Mike Ditka	7-146
10/19/81	Marcus Anderson	6-176	9/19/83	Willie Gault	6-146
12/11/49	John Hoffman	8-174	10/12/47	Ken Kavanaugh	2-144
9/28/86	Willie Gault	7-174	10/10/54	Harlon Hill	3-144
12/15/63	Johnny Morris	8-171	12/5/54	Jim Dooley	5-144
10/25/64	Mike Ditka	13-168	10/28/56	Harlon Hill	7-142
10/25/53	Jim Dooley	6-164	12/13/70	George Farmer	9-142
11/20/60	Willard Dewveall	6-163	10/13/46	Scooter McLean	6-141
12/14/47	Jim Keane	7-161	10/29/72	George Farmer	5-141
11/15/70	Dick Gordon	5-158	9/26/54	Harlon Hill	4-140
12/7/47	George McAfee	9-157	10/4/81	Ken Margerum	10-140
10/5/86	Keith Ortego	6-157	10/19/80	James Scott	3-140
12/9/62	Mike Ditka	6-155	10/10/71	Dick Gordon	8-139
10/30/55	Harlon Hill	8-151	11/18/45	Ken Kavanaugh	6-138
12/16/51	Gene Schroeder	4-150	12/11/49	Ken Kavanaugh	6-137
10/15/61	Willie Galimore	7-149			

(continued)

9/20/64	Johnny Morris	10-135	12/12/65	Jimmy Jones	3-113
10/17/54	Jim Dooley	6-133	10/2/77	Bo Rather	6-113
11/18/62	Mike Ditka	7-133	12/2/62	Johnny Morris	6-112
9/19/85	Dennis McKinnon	4-133	9/29/74	Charlie Wade	6-112
11/16/87	Willie Gault	5-133	11/3/57	Harlon Hill	4-111
10/14/62	Mike Ditka	8-132	9/28/81	Walter Payton	4-107
9/23/61	Mike Ditka	5-130	11/19/39	Edgar Manske	2-110
9/25/83	Willie Gault	5-130	10/24/54	Bill McColl	8-110
11/2/47	Ken Kavanaugh	8-129	11/7/54	John Hoffman	9-110
10/1/50	Jim Keane	8-129	10/13/63	Mike Ditka	9-110
12/4/83	Willie Gault	4-129	10/15/89	Dennis Gentry	6-110
11/25/62	Angelo Coia	6-128	11/29/42	Scooter McLean	4-109
12/19/71	George Farmer	7-128	11/28/54	Harlon Hill	6-109
10/16/49	Jim Keane	8-127	10/4/64	Johnny Morris	7-109
10/4/42	Scooter McLean	5-126	12/6/69	Dick Gordon	10-108
12/7/80	Rickey Watts	4-126	9/25/55	Harlon Hill	5-107
10/9/60	Johnny Morris	3-124	10/22/61	Mike Ditka	4-107
9/22/63	Mike Ditka	8-124	10/20/63	Johnny Morris	6-107
11/23/58	Bill McColl	6-123	11/15/64	Johnny Morris	9-107
11/19/61	Johnny Morris	4-123	11/22/70	Dick Gordon	6-107
11/14/65	Johnny Morris	5-123	11/24/77	Walter Payton	4-107
12/7/75	Bo Rather	4-123	9/22/40	Bob Swisher	2-106
10/19/47	Jim Keane	6-122	9/28/52	Gene Schroeder	7-106
10/14/62	Johnny Morris	4-122	9/27/64	Mike Ditka	6-106
11/11/56	Harlon Hill	4-121	11/27/80	James Scott	6-106
11/18/56	Harlon Hill	5-121	12/19/88	Dennis McKinnon	4-106
10/8/61	Mike Ditka	5-120	11/29/59	Willard Dewveall	3-105
12/13/53	Jim Dooley	8-119	10/8/61	John Farrington	2-105
12/20/70	Dick Gordon	9-119	12/3/67	Dick Gordon	7-105
10/29/78	Walter Payton	7-119	10/22/78	James Scott	5-105
11/29/42	Hamilton Pool	2-118	11/25/45	Hank Margarita	6-104
10/23/38	Edgar Manske	6-117	12/4/60	Angelo Coia	3-104
12/13/53	Dick Hensley	4-117	10/3/65	Gale Sayers	5-104
11/14/54	Harlon Hill	3-117	10/21/79	Brian Baschnagel	4-104
12/5/54	Harlon Hill	6-117	9/21/80	Rickey Watts	2-104
10/17/54	Harlon Hill	4-116	11/9/47	Ken Kavanaugh	4-103
9/26/65	Johnny Morris	7-116	12/16/79	Ricky Watts	6-103
9/15/74	Charlie Wade	2-116	9/18/83	Willie Gault	4-103
11/9/86	Willie Gault	4-116	10/26/47	Jim Keane	9-102
11/13/88	Dennis Gentry	5-116	9/30/56	Harlon Hill	4-102
12/5/37	Les McDonald	6-115	10/27/57	Harlon Hill	5-102
11/20/49	Ken Kavanaugh	4-115	12/17/61	Mike Ditka	8-102
10/19/52	Gene Schroeder	4-115	12/26/82	Walter Payton	5-102
10/9/60	Willard Dewveall	6-115	11/8/87	Neal Anderson	5-102
9/26/71	Dick Gordon	10-115	12/11/60	Jim Dooley	7-101
9/11/83	Walter Payton	6-115	11/24/40	Ken Kavanaugh	3-100
10/13/74	Bo Rather	6-114	10/21/62	Mike Ditka	4-100
10/16/85	Emery Moorehead	8-114	11/26/64	Johnny Morris	7-100
10/3/43	Bill Geyer	3-113	12/6/69	Bob Wallace	10-100
11/13/55	Harlon Hill	3-113			

146 Total: Hill (19); Morris (15); Ditka (14); Kavanaugh, Gordon (9); Gault (7); Keane (6); Dooley, Payton (5); McLean, Farmer, Watts (4); Schroeder, Dewveall, Scott, Rather (3); Hoffman, McColl, Manske, Wade, Coia, McKinnon, **Gentry (2)**; McAfee, Galimore, Stone, Pool, Hensley, McDonald, Geyer, Jones, Swisher, Farrington, Margarita, Sayers, Wallace, M. Anderson, **Ortego**, Margerum, Moorehead, Baschnagel, **N. Anderson (1)**.

ALL-TIME FIRST ROUND PICKS

Year	Pick	Player (position)	College	Year	Pick	Player (position)	College
1990	6th	Mark Carrier (S)	USC	1953	6th	Billy Anderson (HB)	Compton JC
1989a	11th	Donnell Woolford (DB)	Clemson	1952	8th	Jim Dooley (FL/HB)	Miami (Fla.)
		(from LA Raiders for Willie Gault)		1951a	2nd	Bob Williams (QB)	Notre Dame
1989b	12th	Trace Armstrong (DE)	Florida	1951b	10th	Billy Stone (HB)	Bradley
		(from Wash. for Wilber Marshall)				(from disbanded Colts)	
1988a	23rd	Brad Muster (FB)	Stanford	1950	2nd	Chuck Hunsinger (HB)	Florida
1988b	28th	Wendell Davis (WR)	LSU	1949	10th	Dick Harris (C)	Texas
		(from Wash. for Wilber Marshall)		1948a	7th	Bobby Layne (QB)	Texas
1987	26th	Jim Harbaugh (QB)	Michigan			(from Pit. for Ray Evans, HB)	
1986	27th	Neal Anderson (RB)	Florida	1948b	13th	Max Baumgardner (E)	Texas
1985	22nd	William Perry (DT)	Clemson	1947a	1st	Bob Fenimore (HB)	Oklahoma St.
1984	11th	Wilber Marshall (LB)	Florida			(Bonus Choice)	
1983a	6th	Jim Covert (T)	Pittsburgh	1947b	11th	Don Kindt (HB)	Wisconsin
1983b	18th	Willie Gault (WR)	Tennessee	1946	4th	Johnny Lujack (QB)	Notre Dame
		(from TB for 1982 second round pick)		1945	7th	Don Lund (HB)	Michigan
1982	5th	Jim McMahon (QB)	BYU	1944	8th	Ray Evans (HB)	Kansas
1981	11th	Keith Van Horne (T)	USC	1943	9th	Bob Steuber (HB)	Missouri
1980	19th	Otis Wilson (LB)	Louisville	1942	10th	Frankie Albert (QB)	Stanford
1979a	4th	Dan Hampton (DT)	Arkansas	1941a	1st	Tom Harmon (HB)	Michigan
		(from TB for Wally Chambers, DT)				(from Phil. for John Schiechl, C)	
1979b	9th	Al Harris (DE)	Arizona State	1941b	3rd	Norm Standlee (FB)	Stanford
1978	20th	(To Cleveland for Mike Phipps, QB)				(from Pit. for Billy Preston, QB)	
1977	15th	Ted Albrecht (T)	California	1941c	9th	Don Scott (HB)	Ohio State
1976	8th	Dennis Lick (T)	Wisconsin	1940	7th	Clyde "Bulldog" Turner (C/LB)	Hardin-Simms
		(from Atl. for first and third round picks)		1939a	2nd	Sid Luckman (QB)	Columbia
1975	4th	Walter Payton (RB)	Jackson State	1939b	6th	Bill Osmanski (FB)	Holy Cross
1974a	4th	Waymond Bryant (LB)	Tennessee St.			(from Pit. for Eggs Manske, E)	
1974b	20th	Dave Gallagher (DE)	Michigan	1938	10th	Joe Gray (HB)	Oregon State
		(from LA Rams for Dick Gordon, WR)		1937	8th	Les McDonald (E)	Nebraska
1973	8th	Wally Chambers (DT)	E. Kentucky	1936	6th	Joe Stydahar (T)	West Virginia
1972a	3rd	Lionel Antoine (T)	S. Illinois				
		(from Giants for Hyland, and McCrae)					
1972b	12th	Craig Clemons (S)	Iowa				
1971	11th	Joe Moore (RB)	Missouri				
1970	2nd	(To GB for Calfee, Pitts, and Hyland)					
1969	14th	Rufus Mayes (T)	Ohio State				
1968	17th	Mike Hull (RB)	USC				
1967	10th	Loyd Phillips (DE)	Arkansas				
1966	12th	George Rice (DT)	LSU				
1965a	3rd	Dick Butkus (LB)	Illinois				
		(from Pit. for '64 second and fourth rd. picks)					
1965b	4th	Gale Sayers (RB)	Kansas				
1965c	6th	Steve DeLong (DE)	Tennessee				
		(from Wash. for Coia and Williams)					
1964	14th	Dick Evey (DT)	Tennessee				
1963a	10th	To LA Rams for Joe Marconi, RB					
1963b	11th	Dave Behrman (C)	Michigan State				
		(from Pit. for Ed Brown, QB)					
1962	7th	Ronnie Bull, (RB)	Baylor				
1961	5th	Mike Ditka (TE)	Pittsburgh				
1960	7th	Roger Davis (G)	Syracuse				
1959	7th	Don Clark (HB)	Ohio State				
1958	7th	Chuck Howley (LB/G)	West Virginia				
1957	13th	Earl Leggett (DT)	LSU				
1956	10th	Menan "Tex" Schriewer (E)	Texas				
1955	11th	Ron Drzewiecki (HB)	Marquette				
1954	6th	Stan Wallace (HB)	Illinois				

POSITION BREAKDOWN OF BEARS' FIRST ROUND PICKS (Last choice at each position in parenthesis)

Running Back:	23	(Brad Muster, Stanford, 23rd pick of 1988 draft)
Tackle:	7	(Jim Covert, Pittsburgh, 6th pick of 1983 draft)
Quarterback:	7	(Jim Harbaugh, Michigan, 26th pick of 1987 draft)
Wide Receiver:	6	(Wendell Davis, LSU, 28th pick of 1988 draft)
Def. Tackle:	6	(William Perry, Clemson, 22nd pick of 1985 draft)
Linebacker:	5	(Wilber Marshall, Florida, 11th pick of 1984 draft)
Defensive End:	5	(Trace Armstrong, Florida, 12th pick of 1989 draft)
Center:	3	(Dave Behrman, Michigan State, 11th pick of 1963 draft)
Tight End:	1	(Mike Ditka, Pittsburgh, 5th pick of 1961 draft)
Guard:	1	(Roger Davis, Syracuse, 7th pick of 1960 draft)
Safety:	2	(Mark Carrier, USC, 6th pick of 1990 draft)
Cornerback:	1	(Donnell Woolford, Clemson, 11th pick of 1989 draft)

RECENT BEAR DRAFTS

See page 82 for the Bears' 1990 draft

1989

- 1a. **Woolford, Donnell, DB, Clemson**
(from LA Raiders for Willie Gault)
- 1b. **Armstrong, Trace, DE, Florida**
(from Wash. for Wilber Marshall)
- 2a. **Roper, John, LB, Texas A&M**
(from Miami for Bears' first round pick)
- 2b. **Zawatson, Dave, OT, California**
- 3a. **Fontenot, Jerry, G, Texas A&M**
(from Miami for Bears' first round pick)
- 4a. **Paul, Markus, S, Syracuse**
(from Raiders for Bears' fourth & sixth rd. picks)
- 5a. **Green, Mark*, RB, Notre Dame**
- 5b. **Gilbert, Greg, LB, Alabama**
- 7a. **Brothers, Richard*, S, Arkansas**
- 7b. **Snyder, Brent, QB, Utah St.**
- 8a. **Woods, Tony*, DT, Oklahoma**
- 8b. **Dyko, Chris, OT, Washington St.**
- 9b. **Harper, LaSalle*, LB, Arkansas**
- 9a. **Sanders, Byron, RB, Northwestern**
- 10a. **Todd Millikan*, TE, Nebraska**
- 10b. **Simpson, John, WR, Baylor**
- 11a. **Nelms, Joe*, DT, California**
- 11b. **Streeter, George, S, Notre Dame**
- 12a. **Weygand, Freddy*, WR, Auburn**
- 12b. **Phillips, Anthony, G, Oklahoma**
*(from Phil. for Chicago's third round pick)

1988

- 1a. **Muster, Brad, FB, Stanford**
- 1b. **Davis, Wendell, WR, LSU**
(from Washington for Wilber Marshall)
2. **Jones, Dante, LB, Oklahoma**
3. **Jarvis, Ralph, DE, Temple**
4. **Thornton, Jim, TE, Cal. St.-Fullerton**
5. **Johnson, Troy, LB, Oklahoma**
6. **Stinson, Lemuel, CB, Texas Tech**
7. **Rentie, Caesar, T, Oklahoma**
- 8a. **Tate, David, S, Colorado**
- 8b. **Reed, Harvey, RB, Howard Univ.**
(from New England for Doug Flutie)
9. **Magee, Rogie, WR, LSU**
10. **Porter, Joel, T, Baylor**
11. **Forch, Steve, LB, Nebraska**
12. **Clark, Greg, LB, Arizona St.**

1987

1. **Harbaugh, Jim, QB, Michigan**
2. **Morris, Ron, WR, SMU**
3. **(Choice to LA Rams for Flutie)**
4. **Smith, Sean, DE, Grambling**
- 5a. **Bryan, Steve, DE, Oklahoma**
- 5b. **Johnson, Will, LB/DE, NE Louisiana**
6. **Adickes, John, C, Baylor**
7. **Harris, Archie, T, William & Mary**
8. **Migliazzo, Paul, LB, Oklahoma**
9. **Heimuli, Lakei, FB, BYU**
10. **Chapura, Dick, DT, Missouri**
11. **Jessie, Tim, RB, Auburn**
12. **Jeffries, Eric, DB, Texas**

1986

1. **Anderson, Neal, RB, Florida**
2. **Jackson, Vestee, DB, Washington**
3. **Williams, David, WR, Illinois**
4. **Blair, Paul, T, Oklahoma St.**
5. **Barnes, Lew, WR, Oregon**
6. **Powell, Jeff, RB, Tennessee**
7. **Jones, Bruce, DB, N Alabama**
8. **Douglass, Maurice, DB, Kentucky**
9. **Teltschik, John, P, Texas**
10. **Hundley, Barton, DB, Kansas St.**
11. **Kozlowski, Glen, WR, BYU**
12. **(Choice to San Diego for Buford)**

1985

1. **Perry, William, DT, Clemson**
2. **Phillips, Reggie, DB, SMU**
3. **Maness, James, WR, TCU**
4. **Butler, Kevin, K, Georgia**
(Choice to New York Jets)
5. **(Choice to LA Rams)**
7. **Bennett, Charles, DE, SW Louisiana**
8. **Buxton, Steve, T, Indiana St.**
9. **Sanders, Thomas, RB, Texas A&M**
10. **Coryatt, Pat, DT, Baylor**
11. **Morrissey, Jim, LB, Michigan St.**
(Choice to San Diego)
- 12.

1984

1. **Marshall, Wilber, LB, Florida**
2. **Rivera, Ron, LB, California**
3. **Humphries, Stefan, G, Michigan**
4. **Andrews, Tom, G, Louisville**
(Choice to Washington)
5. **(Choice to Dallas)**
7. **Robertson, Nakita, RB, Cent. Arkansas**
(continued)

RECENT BEAR DRAFTS (continued)

8. Anderson, Brad, WR, Arizona
- 9a. *(Choice to San Francisco)*
- 9b. Casale, Mark, QB, Montclair St.
(from Cleveland)
- 10a. Vestman, Kurt, TE, Idaho
- 10b. Gayle, Shaun, DB, Ohio St.**
(from Cleveland)
- 11a. *(Choice to LA Rams)*
- 11b. Butkus, Mark, DT, Illinois
(from Cleveland)
- 12a. *(Choice to Miami through San Francisco)*
- 12b. Jordan, Donald, RB, Houston
(from Cleveland)

1983

- 1a. **Covert, Jim, T, Pittsburgh**
- 1b. Gault, Willie, WR, Tennessee
(from Tampa Bay)
2. Richardson, Mike, DB, Arizona St.
3. **Duerson, Dave, DB, Notre Dame**
- 4a. **Thayer, Tom, C, Notre Dame**
- 4b. Dunsmore, Pat, TE, Drake
(Choice to New England)
5. *(Choice to Cleveland)*
7. *(Choice to Cleveland)*
- 8a. **Dent, Richard, DE, Tennessee St.**
- 8b. **Bortz, Mark, DT, Iowa**
- 9a. Fada, Rob, G, Pittsburgh
- 9b. Zavagnin, Mark, LB, Notre Dame
(from Cleveland through San Francisco)
10. Hutchison, Anthony, RB, Texas Tech
11. Worthy, Gary, RB, Wilmington
- 12a. Williams, Oliver, WR, Illinois
(from San Francisco)
- 12b. *(Choice to San Diego)*

1982

1. McMahon, Jim, QB, BYU
(Choice to Tampa Bay)
2. Wrightman, Tim, TE, UCLA
4. **Gentry, Dennis, RB, Baylor**
- 5a. Hartnett, Perry, G, SMU
- 5b. Tabron, Dennis, DB, Duke
(from San Diego)
6. **Becker, Kurt, G, Michigan**
7. Waechter, Henry, DT, Nebraska
8. Doerger, Jerry, T, Wisconsin
9. Hatchett, Mike, DB, Texas
10. Turner, Joe, DB, USC
11. Boliaux, Gary, LB, Wisconsin
12. Young, Ricky, LB, Oklahoma St.

1981

1. **Van Horne, Keith, T, USC**
- 2a. **Singletary, Mike, LB, Baylor**
(from San Francisco)
- 2b. *(Choice to San Francisco)*
3. Margerum, Ken, WR, Stanford
4. Bell, Todd, DB, Ohio St.
(Choice to San Francisco)
5. Henderson, Reuben, DB, San Diego St.
7. Fisher, Jeff, DB, USC
8. Zettek, Scott, DT, Notre Dame
9. Ditta, Frank, G, Baylor
10. Clifford, Tim, QB, Indiana
11. Johnson, Lonnie, RB, Indiana
12. Shupryt, Bob, LB, New Mexico

1980

1. Wilson, Otis, LB, Louisville
2. Suhey, Matt, RB, Penn State
3. *(Choice to Dallas)*
4. Thompson, Arland, G, Baylor
5. Tabor, Paul, C, Oklahoma
6. Guess, Mike, DB, Ohio St.
7. Tolbert, Emanuel, WR, SMU
8. Clark, Randy, G, Northern Illinois
9. Schonert, Turk, QB, Stanford
10. Stephens, Willie, DB, Texas Tech
11. Judge, Chris, DB, TCU
12. Fisher, Robert, TE, SMU

1979

- 1a. **Hampton, Dan, DT, Arkansas**
(from Tampa Bay)
- 1b. Harris, Al, DE, Arizona St.
2. Watts, Rickey, WR, Tulsa
3. McClendon, Willie, RB, Georgia
4. *(Choice to Cincinnati)*
5. *(Choice to Dallas)*
6. Sullivan, John, LB, Illinois
7. Kunz, Lee, LB, Nebraska
8. Moss, Rick, DB, Purdue
9. Heavens, Jerome, RB, Notre Dame
10. Restic, Joe, DB, Notre Dame
11. Wright, Bob, T, Cincinnati
12. Becker, Dave, DB, Iowa

BEARS HISTORICAL HIGHLIGHTS

1920s

- 9/17/20—George Halas representing the Decatur Staleys meets with representatives of 12 other clubs at Ralph Hay's Hupmobile showroom in Canton, Ohio, forming the American Professional Football Association—which later became the NFL. Membership is set at \$100.
- 1920—The Staleys shutout 12 of their 13 foes, lose only to the Chicago Cardinals (7-6 at Normal Park) and post a 10-1-2 record. Each player is paid \$1,900 for the season.
- 1921—Decatur Staleys become Chicago Staleys, play in Wrigley Field, and win the APFA title with 9-1-1 record. A. E. Staley gives Halas the club with \$5,000 to keep the Staleys name for the year. Halas makes Dutch Sternaman his partner.
- 1/28/22—Franchise renamed Chicago Bears.
- 11/27/22—First Chicago player deal: Bears buy tackle Ed Healey's contract from the Rock Island Independents for \$100—twice the going rate for a franchise that season.
- 12/7/24—Harold "Red" Grange signs with Bears and pro football leaves its cradle. His agent C.C. (Cash & Carry) Pyle negotiates a \$100,000 deal with the Bears.
- 11/26/25—Halas takes the Bears and Grange on a 16-game coast-to-coast tour that sees the club play 16 games from Nov. 26 through Jan. 31 interrupted only by a two-week rest. The Bears post a 11-4-1 record on the trip.
- 11/26/25—Grange's first game—36,000 see Bears and Cardinals go 0-0 in Wrigley Field with Grange held to 36 yards.
- 1/16/26—Grange gets two TDs as the Bears impress 75,000 in the LA Coliseum beating the LA Tigers 17-7.
- 3/1/26—Bears open offices at 111 W. Washington.

1930s

- 1930—After a 4-8-2 1929 season, George Halas replaces himself as head coach with Ralph Jones. Jones posts a 24-10-7 record during his three seasons.
- 1930—Bears and Cardinals play football's first indoor game on an 80-yard field at Chicago Stadium. It's an exhibition for unemployment relief.
- 11/16/31—New Yorkers (including Gov. Alfred E. Smith and Mayor Jimmy Walker) in field boxes at \$100 a seat watch Bears top Giants at Polo Grounds 12-6.

- 12/18/32—Bronko Nagurski hits Red Grange with a two-yard TD pass and the Bears top the Portsmouth Spartans 9-0 for the NFL championship. The game was played before 11,198 indoors at Chicago Stadium on an 80-yard field.
- 1932—Franchise loses \$18,000 prompting Dutch Sternaman to unload his half of the Bears to George Halas.
- 1933—George Halas returns as head coach and takes club out of town for training camp for the first time. University of Notre Dame is the host.
- 11/5/33—Boston Redskins delight home fans by whitewashing Bears 10-0, ending Chicago's 16-game unbeaten string.
- 12/17/33—Bears use rookie Jack Manders' accurate kicking for 11 points and defeat the Giants 23-21 in the NFL's first championship game.
- 1934—Halas University, the Bears alumni association begins. Annually, Bear veterans return during season for Homecoming Weekend.
- 1934—Bears hold training camp at Lane Tech High in the city.
- 8/31/34—A classic is born as 79,432 watch the NFL champion Bears held to a scoreless tie by the first College All-Star team in a game sponsored by Chicago Tribune Charities at Soldier Field.
- 12/2/34—Rookie Beattie Feathers becomes first pro to rush for 1,000 yards (1,004) leading NFL.
- 12/9/34—Undefeated Bears slip before Giants in NFL title tilt at Polo Grounds 30-13 before 35,059. With Chicago leading 10-3 at the half, NY dons basketball sneakers and scores 27 points.
- 1935—Training camp is conducted at St. John's Military Academy in Delafield, Wisconsin.
- 1936—Joe Stydahar, tackle, West Virginia, is the first Bear draft pick.
- 12/12/37—Bears win Western Division title but lose NFL Championship 28-21 to Redskins at Wrigley Field. Sammy Baugh hits 18 of 33 for 335 yards and three TDs. Jack Manders scores 15 of the Bears points. A Chicago player's share is \$127.78.

1940s

- 12/8/40—Ten Bears tally TDs as Chicago rips Washington 73-0 for the NFL title before 36,034 in D.C. The rout signals the beginning of pro football's modern era with the formal unveiling of the T-formation. Each player receives \$873.

- 1941—Bears new fight song—"Bear Down Chicago Bears" is published.
- 12/14/41—Bears and Packers agree their playoff game should be played to a "sudden-death" finish in event of tie. NFL adopts plan 1/24/42.
- 12/13/42—George Halas departs for the US Navy prior to the NFL title game which Chicago loses 14-6 in Washington. Bears score on Lee Artoe's 50-yard fumble return.
- 1943—Hunk Anderson and Luke Johnsos co-coach the wartime Bears for the next three seasons, compiling a 15-11-2 record.
- 11/14/43—Sid Luckman becomes the first pro to pass for over 400 yards in a game. He hits the Giants with 433 yards and seven TDs.
- 12/26/43—The Bears blast Washington 41-21 in Wrigley Field for the NFL title before 34,320 fans. Sid Luckman throws five TD passes (2 each to Harry Clark and Dante Magnani). Bronko Nagurski scores his last Bear TD, a 3-yard run.
- 12/15/46—With George Halas around for the full season, the Bears whip the Giants 24-14 before a record NFL title crowd of 58,346 in the Polo Grounds. After opening with a 21-yard TD pass to Ken Kavanaugh, Sid Luckman gets the winning score on a 19-yard bootleg.
- 1948—Bears make the first trade for a draft choice then select QB Bobby Layne.
- 12/11/49—Johnny Lujack sets NFL passing record with 468 yards against the Cardinals.

1950s

- 12/17/50—Bears and Rams tie for Western Division title with 9-3 marks but Rams trip Bears in LA 24-14 breaking tie.
- 1956—Halas retires for a third time. Paddy Driscoll starts his two-year stint as head coach.
- 12/30/56—Giants, with their sneakers again, trounce Chicago 47-7 before 56,836 in Yankee Stadium for NFL title.
- 11/2/58—Bears and Rams establish NFL attendance record drawing 90,833 paid in the LA Coliseum. Rams win 41-35.

1960s

- 10/22/61—Bears destroy the scorching 49er shotgun formation 31-0 with Bill George playing middle guard and the defensive line stunting.
- 12/29/63—Bears intercept five YA Tittle passes and capture NFL title from Giants 14-10 in Wrigley Field before 45,801 and closed circuit TV. QB Bill Wade gets both TDs on two- and one-yard runs. Each Bear earns \$5,899.

- 1964—Flanker Johnny Morris catches NFL record 93 passes.
- 1965—Bears set standard for draft by selecting LB Dick Butkus and RB Gale Sayers on first round.
- 1965—Rookie Sayers bursts into pro football with a NFL record 22 TDs.
- 12/12/65—Gale Sayers scores six TDs against 49ers.
- 1966—Gale Sayers sets NFL combined yards record with 2,440.
- 5/27/68—The all-time winningest coach in football history, George Halas, retires from coaching after 40 seasons with 332 wins, 151 defeats, 31 ties.

1970s

- 3/19/70—George Halas elected president of the National Football Conference as NFL-AFL merge.
- 6/16/70—Bear running back Brian Piccolo dies of cancer. Club establishes Piccolo Fund, raising almost \$2 million for cancer research.
- 12/13/70—Bears say goodbye to Wrigley Field trouncing Green Bay 35-17. They will make Soldier Field their home in 1971.
- 9/19/71—The Bears open at Soldier Field by defeating the Pittsburgh Steelers 17-15.
- 9/12/74—Jim Finks joins Bears as Vice President and General Manager after serving as Vikings' GM and NFL Management Council Advisor.
- 12/17/74—After three seasons and a record of 11-30-1, Abe Gibron departs as head coach.
- 12/31/74—Former NFL star linebacker Jack Pardee is named Bear head coach—the first non-Bear to hold the job.
- 7/12/75—Bears open training camp at Lake Forest College after 31 seasons in Rensselaer, Indiana.
- 11/20/77—Enroute to leading the NFL in rushing with a Bear record 1,852 yards, Walter Payton dashes through Vikings in Soldier Field for a NFL record 275 yards.
- 12/18/77—A 28-yard FG by Bob Thomas with :09 left in overtime gives Bears a 12-9 win over the Giants, a 9-5 record, a six-game win streak, and their first playoff spot in 14 years.
- 12/26/77—Bears finish season with 37-7 playoff loss at Dallas but set 28 team records and play before a home record 401,513 fans for seven Soldier Field dates.
- 1/19/78—With a three-year record of 20-22, Jack Pardees resigns to seek Redskin coaching job.

- 2/16/78**—Neill Armstrong, Minnesota Vikings defensive coordinator, becomes head coach.
- 9/3/79**—Bears occupy \$1.6 million new headquarters named Halas Hall on Lake Forest College campus.
- 12/16/79**—Massive heart attack claims George (Mugs) Halas at 54. Bears route St. Louis 42-6 and Dallas tips Washington 35-34. The combination sends 10-6 Bears to the playoffs.
- 12/23/79**—After leading 17-10, Bears drop the Wild Card game at Philadelphia, 27-17.

1980s

- 10/6/80**—Payton gains 133 rushing and 14 receiving to raise lifetime combined yardage to 9,492—breaking Sayers' club record. Bears beat Tampa 23-0 at Soldier Field.
- 12/7/80**—Bears whip Packers 61-7 at Soldier Field equaling club record for points and setting records for first downs (33) and completion percentage (83.3%, 20 of 24). Vince Evans throws for 316—most by a Bear in 10 years.
- 1/4/82**—After four seasons and a 30-34 record, Neill Armstrong departs as head coach.
- 1/20/82**—Mike Ditka, assistant offensive coach of the Dallas Cowboys, becomes head coach.
- 8/24/83**—Jim Finks resigns as General Manager after nine seasons.
- 10/5/83**—George Halas names Jerry Vainisi as the club's General Manager.
- 10/31/83**—Bears' founder and owner, George Halas, dies at the age of 88.
- 11/11/83**—Michael B. McCaskey becomes the Bears' third president in the history of the franchise.
- 2/19/84**—Rudy Custer, business manager for 38 years, announces his retirement.
- 10/4/84**—Walter Payton breaks Jim Brown's rushing record with a third quarter six-yard run against the NO Saints. He finishes the day with 32 carries for 154 yards.
- 11/25/84**—Bears defeat Vikings 34-3 at Minneapolis to clinch first Central division title.
- 12/30/84**—Bears defeat Redskins 23-19 in divisional playoffs. Advance to NFC Championship but lose to 49ers, 23-0.
- 1985**—Bears win first 12 games of season enroute to posting 15-1 regular season mark, tying the most regular season wins by team in NFL history. Chicago claims second straight NFC Central title as club record nine players are selected to Pro Bowl.

- 1/5/86**—Bears host first playoff game since 1963 and shutout New York Giants, 21-0.
- 1/12/86**—Bears blank Los Angeles Rams, 24-0, in NFC Championship game at Soldier Field and advance to Super Bowl XX.
- 1/26/86**—Chicago sets seven Super Bowl records in first appearance including most points (46) and largest margin of victory (36) in 46-10 rout of the New England Patriots. The game was witnessed by record-setting number of viewers via television worldwide. The next day the team was greeted by an estimated 500,000 people in a ticker tape parade in downtown Chicago.
- 1986**—Bears capture third straight NFC Central title with 14-2 mark; defense allows NFL record-low 187 points. Bears lose opening round game of playoffs to Redskins, 27-13.
- 12/20/87**—Walter Payton plays final regular season game at Soldier Field and rushes for 79 yards and two TDs. "Walter Payton Day" is celebrated prior to game when club president Michael McCaskey retires jersey number 34.
- 1987**—Bears win fourth consecutive division title with 11-4 mark in strike interrupted season. Team posts four straight winning seasons, a feat last accomplished by Bears between 1946-51. Redskins come back from 14-0 deficit to beat Bears, 21-17, in playoffs.
- 1988**—Bears post 12-4 record—tied for best in NFL—and advance to NFC Championship game before losing to eventual Super Bowl Champion San Francisco. Bears finish five-year period (1984-88) with 62 wins—most by NFL team ever in such a span.
- 12/3/89**—Kevin Butler connects on his 24th straight field goal to set a NFL record for Most Consecutive Field Goals.
- 12/24/89**—Richard Dent sacks Joe Montana and becomes the Bears' all-time sack leader. It is his 82nd in Dent's career and surpasses Jim Osborne (81.5).

1990s

- 6/6/90**—Andy McKenna and Patrick G. Ryan, two Chicago businessmen, purchase approximately 20% (total) of the Bears from the McCaskeys.

ATTENDANCE

(since 1971 when Bears moved to Soldier Field)

Season	Capacity	Sold	Actual (games)	Average	Road (games)
1971	55,049	N/A	385,343 (7)	55,049	396,183 (7)
1972	55,701	N/A	389,907 (7)	55,701	406,556 (7)
1973	55,701	N/A	389,907 (7)	55,701	395,192 (7)
1974	55,753	N/A	389,117 (7)	55,588	372,530 (7)
1975	57,455	387,312	323,868 (7)	46,266	392,929 (7)
1976	57,359	401,123	351,812 (7)	50,258	438,338 (7)
1977	57,359	401,513	336,500 (7)	48,071	409,377 (7)
1978	57,359	458,872	385,976 (8)	48,247	455,542 (8)
1979	57,979	463,832	416,168 (8)	52,021	477,321 (8)
1980	64,154	513,232	464,897 (8)	58,112	486,954 (8)
1981	64,410	515,280	436,563 (8)	54,570	453,575 (8)
1982	65,793	249,354	183,626 (4)	22,953	293,501 (5)
1983	65,793	545,897	418,771 (8)	52,346	409,867 (8)
1984	65,793	516,347	462,159 (8)	57,769	444,496 (8)
1985	65,793	526,344	486,212 (8)	60,776	517,146 (8)
1986	66,030	528,240	495,484 (8)	61,935	478,025 (8)
1987	66,030	528,240	459,192 (8)	57,399	407,783 (7)
1988	66,946	535,568	494,093 (8)	61,761	489,476 (8)
1989	66,946	535,568	489,976 (8)	61,247	506,193 (8)

Ten largest crowds to watch the Bears

Soldier Field			Road		
66,625	vs. Phil.	10/2/89	83,224	at Clev.	11/3/80
66,475	vs. Min.	9/17/89	80,638	at Det.	11/21/76
65,704	vs. NYG	9/14/87	80,024	at Buf.	10/27/74
65,534*	vs. Phil.	12/31/88	78,722	at Clev.	10/23/89
65,506	vs. Rams	10/29/89	78,019	at Raid.	12/27/87
65,293	vs. SF	10/24/88	76,651	at Rams	10/17/76
65,135	vs. Phil.	9/14/86	76,626	at NYG	12/18/77
65,095	vs. GB	10/21/85	75,783	at Denv.	11/16/87
64,877	vs. Rams	11/3/86	75,602	at Det.	12/15/86
64,830*	vs. SF	1/8/89	75,594	at Mia.	12/2/85

Five smallest crowds to watch the Bears

29,157	vs. GB	12/16/73	4,074†	at Phil.	10/4/87
32,111†	vs. Min.	10/11/87	34,350	at Balt.	9/25/83
34,306	vs. GB	12/10/78	36,816	at TB	11/20/83
35,807	vs. GB	12/18/83	41,154	at Min.	10/21/79
40,483	vs. SF	11/27/83	41,729	at Det.	12/9/73

* Indicates playoff game; † indicates strike game; underlined indicates Monday Night Football.

BEARS IN OVERTIME

Date	Winner	Loser
October 16, 1977	MINNESOTA 22	Bears 16
December 18, 1977	Bears 12	<u>NY GIANTS</u> 9
October 1, 1978	Oakland 25	<u>BEARS</u> 19
September 9, 1980	GREEN BAY 12	Bears 6
November 27, 1980	Bears 23	DETROIT 17
December 14, 1980	<u>Cincinnati</u> 17	BEARS 14
October 25, 1981	<u>BEARS</u> 20	San Diego 17
November 8, 1981	Bears 16	KANSAS CITY 13
January 2, 1983	TAMPA BAY 26	Bears 23
September 18, 1983	NEW ORLEANS 34	Bears 31
September 25, 1983	<u>BALTIMORE</u> 22	Bears 19
September 14, 1986	BEARS 13	<u>Philadelphia</u> 10
November 30, 1986	<u>BEARS</u> 13	Pittsburgh 10

HOME TEAM IN CAPS; Underlined team won coin toss.



GEORGE S. HALAS

February 2, 1895 – October 31, 1983

Leading the Chicago Bears for more than a half-century, George S. Halas, the team's founder and head coach for 40 years, was one of the most enduring personalities in sports history. Halas was active with the Bears starting in 1920 when he founded the team.

Halas was born and raised on Chicago's west side, prepped at Crane Tech High School before attending the University of Illinois where he earned a B.S. degree while lettering in football, basketball and baseball. After graduation in 1918, he joined the Navy for the first

of two tours of duty. He was named Player of the Game in the 1919 Rose Bowl playing end on the Great Lakes team that beat the Marines 17-0. A commander when he left active duty in 1946, Halas retired as a captain in the Naval Reserve. He was also awarded the Distinguished Citizens Award—the highest honor the Navy can bestow on a civilian.

After leaving the Navy, Halas played right field for the New York Yankees, but a hip injury shortened his baseball career. Halas went to work for a Decatur (IL) corn products firm owned by an enthusiastic sports fan, Mr. A.E. Staley, who sponsored a semi-pro baseball team, and later commissioned Halas to organize an independent football team.

PRO CAREER: As a player, Halas set an NFL record (which stood til 1972) when he took a Jim Thorpe fumble 98 yards for a TD in a 26-0 win over the Oorang Indians at Wrigley Field (11/4/23). He played end for the Bears from 1920-29 and was named to the NFL All-Pro squad of the 20s.

PRO COACHING CAREER: Four times Halas interrupted his coaching activities by his own volition. He first turned over the leadership to Ralph Jones from 1930 through 1932. In 1942 when he left for the Navy, Luke Johnsos and "Hunk" Anderson shared head coaching responsibilities until '45. John "Paddy" Driscoll coached in 1956-57. Coincidentally, in '33 and again in '46 when Halas resumed coaching, his Bears' won world championships.

During the 1940s, his teams reached the height of their power with four straight Western Conference titles; three world championships; a fantastic four-season record (including pre-season games) of 62-7-1 (.899); scoring 2,164 points and allowing just 842. The 1940 team, which defeated the Washington Redskins 73-0 for the World Championship, was voted the greatest professional team of all-time by the National Academy of Sports Editors in 1963.

Resuming coaching in 1958, Halas needed a little more time to develop another championship, but five years later (1963) the Bears had won their eighth championship. The Sporting News, AP, and UPI named him Coach of the Year after the 1963 and 1965 seasons. Halas retired from coaching on May 27, 1968, and is a charter member of the Pro Football Hall of Fame.

HALAS' BEARS RECORDS

Longest run with opponent's fumble: 98 yards, TD (11/4/23)

ALL-TIME COACHING RECORDS

Most regular season wins: 326

Most consecutive regular season wins without defeat: 23-0-1 (1941-43); tied with old Canton Bulldogs

Most consecutive wins (all games): 18 (1933-34) & (1941-42)

Most consecutive regular season victories: 17 (1933-34)

BEAR COACHING RECORDS

Most regular season wins: 326

Most regular season wins; consecutive: 23 (1941-43)

Most consecutive wins (including playoffs): 18 (1933-34) & (1941-43)

Most consecutive wins (all games): 30 (1932-33)

Most World Champions: 6 (1921, 1933, 1940, 1941, 1946, 1963)

GEORGE S. HALAS, JR.

September 4, 1925 – December 16, 1979

"Mugs" Halas was an integral part of the Chicago Bears before his untimely death in 1979. The son of pro football founder George S. Halas, "Mugs" spent 30 years in pro football. He joined the Bears' front office in 1950, was named treasurer in 1953, and became president of the club in 1963. In his first season as president the Bears were NFL champions. "Mugs" was the second of just three presidents in the franchise's 70-year history. He succeeded his father, George S. Halas, and was followed by current president, Michael McCaskey. His numerous contributions on a league-level included membership on the executive committee of the NFL Management Council.

"Mugs" learned football at a young age, serving as a ball boy while growing up. He earned a business degree from Loyola in 1949, before entering pro football on a full-time basis. "Mugs" is remembered for his love and devotion to the game.



WALTER PAYTON

Running Back 1975-87

- Attended Jackson State
- Holds 8 NFL Records
- Holds 27 Bears' Records; jersey #34 is retired
- Voted to 9 Pro Bowls (1976; 78-81; 84-87)
- Member of Chicago Bears Board of Directors



Payton's Pro Stats

Year/Club	Rushing					Receiving					G/GS
	No	Yds	Avg	Lg	TD	No	Yds	Avg	Lg	TD	
1987 Bears	146	533	3.7	17	4	33	217	6.6	16	1	12/12
1986 Bears	321	1,333	4.2	41	8	37	382	10.3	57	3	16/16
1985 Bears	324	1,551	4.8	40	9	49	483	9.9	65	2	16/16
1984 Bears	381	1,684	4.4	72	11	45	368	8.2	31	0	16/16
1983 Bears	314	1,421	4.5	49	6	53	607	11.5	74	2	16/16
1982 Bears	148	596	4.0	26	1	32	311	9.7	40	0	9/9
1981 Bears	339	1,222	3.6	39	6	41	379	9.2	30	2	16/16
1980 Bears	317	1,460	4.6	69	6	46	367	8.0	54	1	16/16
1979 Bears	369	1,610	4.4	43	14	31	313	10.1	65	2	16/16
1978 Bears	333	1,395	4.2	76	11	50	480	9.5	61	0	16/16
1977 Bears	339	1,852	5.5	73	14	27	269	10.0	75	2	14/14
1976 Bears	311	1,390	4.5	60	13	15	149	9.9	34	0	14/14
1975 Bears	196	679	3.5	54	7	33	213	6.5	40	0	13/7
Career	3,838	16,726	4.4	76	110	492	4,538	9.2	75	15	190/184

Also: Career passing: 11-34-331, 8 TDs, and 5 interceptions.

Career kickoff returns: 17 for 539 yards (31.7 avg.) no TDs.

Career punting: 1 for 39 yards (1975)

Playoffs

Year/Club	Rushing					Receiving					G/GS
	No	Yds	Avg	LG	TD	No	Yds	Avg	LG	TD	
1987 Bears	18	85	4.7	16	0	3	20	6.7	9	0	1/1
1986 Bears	14	38	2.7	9	0	1	-2	-2.0	-2	0	1/1
1985 Bears	67	186	2.8	12	0	8	52	6.5	19	0	3/3
1984 Bears	46	196	4.3	20	0	4	23	5.8	12	0	2/2
1979 Bears	16	67	4.2	12	2	3	52	17.3	31	0	1/1
1977 Bears	19	60	3.1	11	0	3	33	11.0	20	0	1/1
Career	180	632	3.5	20	2	22	178	8.1	31	0	9/9

Also: 3 kickoff returns for 57 yards in 1977.

* NFL Record

CHICAGO BEARS HALL OF FAMERS

GEORGE HALAS, End-Coach-Owner, inducted 1963. Started Bears as Decatur Staleys in 1920; had been with Bears (with time out for Navy duty in WWII) until his death in 1983. Co-organizer and forerunner of NFL. Coached 40 seasons and retired with an all-time record of 332-151-31. Played pro ball for 11 seasons starting with Hammond Pros in 1919. His jersey 7 is retired.

DOUG ATKINS, DE, inducted 1982. Played for Bears from 1955 to 1966. All-pro in 1960, 1961, and 1963. From 1958 through 1966, played in every Pro Bowl but one. Named Outstanding Lineman in '59 Pro Bowl. College ball at Tennessee. Wore jersey 81.

GEORGE BLANDA, QB-K, inducted 1981. Scored 541 points in 10 Chicago seasons (1949-58). Came out of retirement in 1960 to play seven seasons with Houston, nine with Oakland. In 26-year career scored 2,002 points, threw for 26,920 yards, 236 TDs. Wore jersey 16, 22 for Bears.

DICK BUTKUS, MLB, inducted 1979. Played for Bears nine seasons from 1965-73 after playing college ball at Illinois. Blessed with great speed and a tremendous competitive desire at 6-3, 245 pounds. Butkus played in eight Pro Bowls. Wore jersey number 51.

GEORGE CONNOR, T-LB, inducted 1975. Played for Bears eight seasons from 1948-55 after college ball at Holy Cross and Notre Dame. At 6-3, 240 pounds, Connor was the first of the big, mobile outside backers. All-pro five times including 1951-53 on both offense and defense. Played in four Pro Bowls. Wore jersey numbers 71 and 81.

MIKE DITKA, TE, inducted 1988. Played six seasons for Bears, 1961-66; also played for Eagles (1967-68) and Cowboys (1969-72). First round draft choice and NFL Rookie of Year in 1961. All-NFL 1961-64. Played in five Pro Bowls (1962-66). Career-high 75 catches in '64 set NFL record for tight end. Caught 427 passes in career. Caught TD pass as Cowboy in SB VI. Wore jersey number 89.

JOHN (PADDY) DRISCOLL, HB, inducted 1965. Played five seasons for Bears 1926-31. Was Chicago Cardinal from 1919-25 after Northwestern days. Triple-threat performer with punting, drop-kicking to go with running. Coached Bears in '56 and '57. Wore jersey numbers 1 and 20.

DANNY FORTMANN, G, inducted 1985. Played eight seasons with Bears (1936-43) after college ball at Colgate. Received M.D. from Univ. of Chicago 1940. Punishing blocker despite 6-0, 210 pounds, and helmetless style. All-pro five times. Wore jersey 21.

BILL GEORGE, LB, inducted 1974. Played 14 seasons with Bears from 1952 to '66 and finished career with Rams. Eight-time all-pro. First great NFL middle linebacker. "Created" the position switching from middle-guard in '54. His number 61 is retired. He also wore jersey 72.

HAROLD (RED) GRANGE, HB, inducted 1963. Played seven seasons with Bears: 1925, and 1929-34. Spent 1926-28 with own NY team. Showcasing the Galloping Ghost, Bears played 16 games from 11/26/25 to 1/31/26 from coast to coast posting 11-4-1 record. Made first all-pro team 1931. His jersey 77 is retired.

ED HEALEY, T, inducted 1964. Played five seasons for Bears from 1922 to 1927. First player purchased by Bears—from Rock Island where he played two seasons. Termed "the most versatile tackle of all-time" by Halas. First president (1937) of Bear alumni association. College at Dartmouth. Wore jersey 16.

BILL HEWITT, E, inducted 1971. Played five years with Bears from 1932 to 1936 then four seasons with Eagles. All-league in '33 and '34. Helmetless player who starred at Michigan. His jersey 56 is retired.

SID LUCKMAN, QB, inducted 1965. Played 12 seasons with Bears from 1939 to '50. Tailback at Columbia. All-pro six times. Directed Bears to four NFL championships. Still leads NFL in touchdown percentage with 7.9%. Threw 137 TDs. His number 42 is retired.

ROY (LINK) LYMAN, T, inducted 1964. Played seven seasons for Bears between 1926 and '34. Started pro career with Canton in 1922; college star at Nebraska. Played defense with stunting style setting trend for modern play. Wore five jersey numbers during career: 2, 11, 12, 14, 77.

GEORGE McAFEE, HB, inducted 1966. Played eight seasons with Bears from 1940 to 1950 with time out for WWII. All-pro in 1941. Held NFL punt return record until a few years ago with 12.78 yards a try. All-America at Duke. His jersey 5 is retired. He also wore 33.

GEORGE MUSSO, T-G, inducted 1982. Played for Bears from 1933 to 1944. All-pro in 1935 as a tackle and in 1937 as a guard. College ball at Millikin. Wore jersey 16.

BRONKO NAGURSKI, FB-T, inducted 1963. Played nine seasons with Bears from 1930 to '37 and 1943 (after retiring). All-pro three times. Most punishing runner of all time. Minnesota all-America. Ninth on Bears' career rushing list. His jersey number 3 is retired. Also wore number 16.

GALE SAYERS, RB, inducted 1977. Played for Bears seven seasons from 1965 to '71. Unanimous all-NFL five times, NFL Rookie of the Year 1965. Selected to five Pro Bowls, played in four, Most Valuable Offensive Player in three. Selected as all-time all-pro. Set 23 Bear records and seven NFL records. Wore jersey number 40.

JOESTYDAHAR, T, inducted 1967. Played nine seasons with Bears from 1936 to 1946 with time out for WWII. First player ever drafted by Bears. Played at West Virginia. All-pro four times. Played on three NFL champion teams. Wore jersey 13 and 18.

GEORGE TRAFTON, C, inducted 1964. Played 12 seasons with Bears from 1920-32. College star at Notre Dame. First center to snap one handed. Wore jersey 13.

CLYDE (BULLDOG) TURNER, C-LB, inducted 1966. Played 12 seasons with Bears (1940-52) with all-pro honors six times as center. Made 17 interceptions as LB. Played in first two Pro Bowls ('51 and '52). All-America at Hardin-Simmons. Jersey number 66 is retired.

RETIRED NUMBERS

3	Bronko Nagurski, RB-T	42	Sid Luckman, QB
5	George McAfee, RB	56	Bill Hewitt, E
7	George Halas, E	61	Bill George, LB
28	Willie Galimore, RB	66	Bulldog, Turner, C
34	Walter Payton, RB	77	Red Grange, RB
41	Brian Piccolo, RB		

BRIAN PICCOLO AWARD

Bear veterans vote the Brian Piccolo award to the rookie who best exemplifies the courage, loyalty, teamwork, dedication, and sense of humor of the late Brian Piccolo.

In his senior season at Wake Forest (1964) Piccolo led the nation in scoring (111 points) and rushing (1,044 yards). He signed with the Bears as an undrafted free agent, and in four years he rushed 258 times for 927 yards and four TDs. He also caught 58 passes for 537 yards and one touchdown.

Piccolo died of embryonal cell carcinoma on June 16, 1970. He was 26 years old and left his wife Joy, three daughters, and legions of friends.

Previous winners of the Piccolo award include:

1989	Trace Armstrong (DE)	1979	Dan Hampton (DE)
1988	James Thornton (TE)	1978	John Skibinski (RB)
	Mickey Pruitt (LB)	1977	Ted Albrecht (T)
1987	Ron Morris (WR)	1976	Brian Baschnagel (WR)
1986	Neal Anderson (RB)	1975	Roland Harper (RB)
1985	Kevin Butler (K)	1974	Fred Pagac (TE)
1984	Shaun Gayle (DB)	1973	Wally Chambers (DT)
1983	Jim Covert (T)	1972	Jim Osborne (DT)
1982	Jim McMahon (QB)	1971	Jerry Moore (S)
1981	Mike Singletary (LB)	1970	Glen Holloway (G)
1980	Bob Fisher (TE)		

BEARS' PLAYOFF HISTORY

PLAYOFF SUMMARY

Season	Winner	Loser
1988	San Francisco 28	BEARS 3
	BEARS 20	Philadelphia 12
1987	Washington 21	BEARS 17
1986	Washington 27	BEARS 13
1985	Bears 46	New England 10
	BEARS 24	LA Rams 0
	BEARS 21	NY Giants 0
1984	SAN FRANCISCO 23	Bears 0
	Bears 23	WASHINGTON 19
1979	PHILADELPHIA 27	Bears 17
1977	DALLAS 37	Bears 7
1963	BEARS 14	NY Giants 10
1956	NY GIANTS 47	Bears 7
1950	LA RAMS 24	Bears 14
1946	Bears 24	NY GIANTS 14
1943	BEARS 41	Washington 21
1942	WASHINGTON 14	Bears 6
1941	BEARS 37	NY Giants 9
	BEARS 33	Green Bay 14
1940	Bears 73	WASHINGTON 0
1937	Washington 28	BEARS 21
1934	NY GIANTS 30	Bears 13
1933	BEARS 23	NY Giants 21

Bold denotes NFL Championship game.

HOME TEAM IN CAPS

† Played in New Orleans, LA

Playoff record: 12-11 (.522)

NFL Championship game record: 7-4 (.636)

Home playoff record: 8-4 (.667)

Record vs.:	By Decade:
New England	1-0 1980s 5-4
Green Bay	1-0 1970s 0-2
NY Giants	5-2 1960s 1-0
LA Rams	1-1 1950s 0-2
Philadelphia	1-1 1940s 5-1
Washington	3-4 1930s 1-2
Dallas	0-1
San Francisco	0-2

9 World Championships: 1921, 1932, 1933, 1940, 1941, 1943, 1946, 1963, 1985.

(1921 was American Professional Football Association, not NFL; 1932 Bears tied with Lions)

1989 NFC CHAMPIONSHIP

49ers 28, Bears 3

Soldier Field 64,830

January 8, 1989

SAN FRANCISCO	7	7	7	7 — 28
BEARS	0	3	0	0 — 3

49ERS — Rice, 61-yard pass from Montana (Cofer kick), (3 plays, 62 yards). **49ERS** — Rice, 27-yard pass from Montana (Cofer kick), (7, 64). **BEARS** — Butler, 25-yard field goal (9, 46). **49ERS** — Frank, 5-yard pass from Montana (Cofer kick), (13, 78). **49ERS** — Rathman, 4-yard run (Cofer kick), (12, 70).

Team Statistics	49ers	Bears
First Downs	21	15
Total Net Yards	406	267
Rushes/Net Yards	37/138	25/91
Net Passing	268	176
Passes (Att/Com)	27/17	41/20
Had Intercepted	0	1
Punts/Average	6/34.5	7/31.4
Return Yardage	60	90
Penalties/Yards	0/0	3/35
Fumbles/Lost	1/1	2/1
Sacks/Yards	2/20	0/0
Possession Time	31:03	28:57

RUSHING

BEARS — Anderson 14-59; Sanders 7-22; McMahon 1-9; Suhey 1-3; Muster 1-2; McKinnon 1-(-4).

49ERS — Craig 18-68; Rathman 10-36; Montana 3-12; Sydney 2-12; Flagler 3-7; Rice 1-3.

RECEIVING

BEARS — Thornton 4-52; McKinnon 4-32; Anderson 5-31; Morris 2-25; Sanders 1-12; Muster 1-9; Suhey 2-8; Gentry 1-7.

49ERS — Rice 5-133; Rathman 5-51; Taylor 3-51; Craig 2-33; Frank 2-20.

PASSING

BEARS — McMahon 14-29-121, 1 int.; Tomczak 6-12-55.

49ERS — Montana 17-27-288, 3 TDs.

INTERCEPTIONS

49ERS — Fuller 1-0.

SACKS

BEARS — McMichael 1; Harris 1.

1988 NFC DIVISIONAL PLAYOFF**Bears 20, Eagles 12****Soldier Field 65,534****December 31, 1988**

PHILADELPHIA	3	6	3	0 — 12
BEARS	7	10	0	3 — 20

BEARS — McKinnon, 64-yard pass from Tomczak (Butler kick), (3 plays, 67 yards).
EAGLES — Zendejas, 42-yard field goal (6, 6).
EAGLES — Zendejas, 29-yard field goal (4, 3).
BEARS — Anderson, 4-yard run (Butler kick), (5, 44). **BEARS** — Butler, 46-yard field goal (5, 66). **EAGLES** — Zendejas, 30-yard field goal (6, 69). **EAGLES** — Zendejas, 35-yard field goal (4, 0). **BEARS** — Butler, 27-yard field goal (10, 70).

Team Statistics	Eagles	Bears
First Downs	22	14
Total Net Yards	430	341
Rushes/Net Yards	16/52	33/164
Net Passing	378	177
Passes (Att/Com)	55/27	23/12
Had Intercepted	3	3
Punts/Average	4/32.5	2/43.0
Return Yardage	128	184
Penalties/Yards	7/60	1/5
Fumbles/Lost	0/0	1/1
Sacks/Yards	4/29	1/8
Possession Time	32:44	27:16

RUSHING

BEARS — Sanders 8-94; Anderson 14-54; Muster 6-12; Gentry 1-6; Suhey 1-0; Tomczak 1-0; McMahon 2-(-2).

EAGLES — Byars 7-34; Cunningham 3-12; Toney 5-3; Haddix 1-3.

RECEIVING

BEARS — McKinnon 4-108; Morris 1-27; Boso 2-16; Davis 1-11; Gentry 2-9; Sanders 1-8; Anderson 1-6.

EAGLES — Jackson 7-142; Byars 9-103; Quick 5-82; Johnson 1-31; Haddix 2-23; Carter 1-17; Toney 2-9.

PASSING

BEARS — Tomczak 10-20-172, 1 TD, 3 int.; McMahon 2-3-13.

EAGLES — Cunningham 27-54-407, 3 int.; Carter 0-1-0.

INTERCEPTIONS

BEARS — Jackson 1-51; Douglass 1-47; Pruitt 1-0.

EAGLES — Hoage 1-12; Joyner 1-8; Bell 1-4.

SACKS

BEARS — Rivera 1; Harris 1; Smith 1; Hampton 1.

EAGLES — White 1.

1987 NFC DIVISIONAL PLAYOFF**Redskins 21, Bears 17****Soldier Field 58,153****January 10, 1988**

WASHINGTON	0	14	7	0 — 21
BEARS	7	7	3	0 — 17

BEARS — Thomas, 2-yard run (Butler kick), (5 plays, 30 yards). **BEARS** — Morris, 14-yard pass from McMahon (Butler kick), (14, 68). **REDSKINS** — Rogers, 3-yard run (Haji-Shiekh kick), (7, 72). **REDSKINS** — Didier, 18-yard pass from Williams (Haji-Shiekh kick), (7, 69). **REDSKINS** — Green, 52-yard punt return (Haji-Shiekh kick), (0, 52). **BEARS** — Butler, 25-yard field goal (7, 62).

Team Statistics	Redskins	Bears
First Downs	17	15
Total Net Yards	272	280
Rushes/Net Yards	29/72	30/110
Net Passing	180	190
Passes (Att/Com)	29/14	29/15
Had Intercepted	1	3
Punts/Average	4/42.3	4/36.3
Return Yardage	144	115
Penalties/Yards	3/20	5/50
Fumbles/Lost	1/1	1/0
Sacks/Yards	5/27	1/7
Possession Time	27:03	32:57

RUSHING

BEARS — Payton 18-85; Suhey 4-8; Gentry 2-5; McMahon 2-5; Sanders 2-4; Thomas 2-3.

REDSKINS — Smith 16-66; Rogers 6-13; Bryant 3-8; Williams 2-1; Clark 1-(-6); Schroeder 1-(-8).

RECEIVING

BEARS — Morris 2-47; Gault 1-44; Gentry 3-43; Payton 3-20; Boso 3-19; McKinnon 1-16; Suhey 1-6; Sanders 1-2.

REDSKINS — Sanders 6-92; Clark 4-56; Didier 2-32; Warren 1-16; Rogers 1-11.

PASSING

BEARS — McMahon 15-29-197; 1 TD, 3 int.

REDSKINS — Williams 14-29-207; 1 TD, 1 int.

INTERCEPTIONS

BEARS — Richardson 1-0.

REDSKINS — Davis 1-23; Wilburn 1-0; Woodbury 1-0.

SACKS

BEARS — Dent 1.

REDSKINS — Mann 3; Hamilton 1; Koch .5; Grant .5.

1986 NFC DIVISIONAL PLAYOFF**Redskins 27, Bears 13****Soldier Field 65,141****January 3, 1987**

WASHINGTON	7	0	7	13 — 27
BEARS	0	13	0	0 — 13

REDSKINS — Monk, 28-yd. pass from Schroeder (Atkinson kick), (9 plays, 69 yards). **BEARS** — Gault, 50-yd. pass from Flutie (Butler kick), (5, 75). **BEARS** — Butler, 23-yd. field goal, (4, -1). **BEARS** — Butler, 41-yd. field goal, (8, 33). **REDSKINS** — Monk, 23-yd. pass from Schroeder (Atkinson kick), (3, 26). **REDSKINS** — Rogers, 1-yd. run (Atkinson kick), (11, 83). **REDSKINS** — Atkinson, 35-yd. field goal, (9, 46). **REDSKINS** — Atkinson, 25-yd. field goal, (4, -4).

Team Statistics	Redskins	Bears
First Downs	19	14
Total Net Yards	302	220
Rushes/Net Yards	39/134	24/93
Net Passing	168	127
Passes (Att/Com)	32/15	31/11
Had Intercepted	1	2
Punts/Average	7/39.3	5/40.6
Return Yardage	126	229
Penalties/Yards	8/65	4/42
Fumbles/Lost	2/0	3/2
Sacks/Yards	1/7	2/16
Possession Time	33:44	26:16

RUSHING

BEARS — Payton 14-38; Thomas 3-18; Suhey 4-14; Flutie 2-12; Anderson 1-11.

REDSKINS — Rogers 28-72; Bryant 8-46; Schroeder 3-16.

RECEIVING

BEARS — Gault 5-82; Ortego 2-36; Wrightman 2-16; Suhey 1-2; Payton 1(-2).

REDSKINS — Monk 5-81; Bryant 4-61; Clark 5-37; Warren 1-5.

PASSING

BEARS — Flutie 11-31-134, 1 TD, 2 int.

REDSKINS — Schroeder 15-32-184, 2 TDs, 1 int.

INTERCEPTIONS

BEARS — Richardson 1-43.

REDSKINS — Green 1-17; Dean 1-16.

SACKS

BEARS — Jackson 1-8; Dent 5-4; Hampton 5-4.

REDSKINS — Olkewicz 1-7.

SUPER BOWL XX**Bears 46, Patriots 10****Louisiana Superdome 73,818****January 26, 1986**

BEARS	13	10	21	2 — 46
NEW ENGLAND	3	0	0	7 — 10

PATRIOTS — Franklin, 36-yd. field goal, (4 plays, 0 yards). **BEARS** — Butler, 28-yd. field goal (8, 59). **BEARS** — Butler, 24-yd. field goal, (7, 7). **BEARS** — Suhey, 11-yd. run (Butler kick), (2, 13). **BEARS** — McMahon, 2-yd. run (Butler kick), (10, 59). **BEARS** — Butler, 24-yd. field goal, (11, 72). **BEARS** — McMahon, 1-yd. run (Butler kick), (9, 96). **BEARS** — Phillips, 28-yd. interception return (Butler kick). **BEARS** — Perry, 1-yd. run (Butler kick), (6, 37). **PATRIOTS** — Fryar, 8-yd. pass from Grogan (Franklin kick), (12, 76). **BEARS** — Safety, Grogan tackled by Waechter.

Team Statistics	Patriots	Bears
First Downs	12	23
Total Net Yards	123	408
Rushes/Net Yards	11/17	49/167
Net Passing	116	241
Passes (Att/Com)	36/17	24/12
Had Intercepted	2	0
Punts/Average	6/43.8	4/43.3
Return Yardage	175	144
Penalties/Yards	5/35	7/40
Fumbles/Lost	4/4	3/2
Sacks/Yards	3/15	7/61
Possession Time	20:45	39:15

RUSHING

BEARS — Payton 22-61; Suhey 11-52; Gentry 3-15; Sanders 4-15; McMahon 5-14; Thomas 2-8; Perry 1-1; Fuller 1-1.

PATRIOTS — Collins 3-4; Weathers 1-3; Grogan 1-3; James 5-1; Hawthorne 1(-4).

RECEIVING

BEARS — Gault 4-129; Gentry 2-41; Margerum 2-36; Suhey 1-24; Moorehead 2-22; Thomas 1-4.

PATRIOTS — Morgan 7-70; Starring 2-39; Collins 2-19; Ramsey 2-16; James 1-6.

PASSING

BEARS — McMahon 12-20-256; Fuller 0-4-0.

PATRIOTS — Grogan 17-30-177, 2 ints; Eason 0-6-0.

INTERCEPTIONS

BEARS — Morrissey 1-47; Phillips 1-28.

SACKS

BEARS — Wilson 2-24; Dent 1.5-12; Hampton 1-10; Waechter 1-5; McMichael 1-5; Marshall 5-5.

PATRIOTS — Owens 2-4; Thomas 1-11.

1985 CHAMPIONSHIP GAME**Bears 24, Rams 0****Soldier Field 63,522****January 12, 1986**

LOS ANGELES	0	0	0	0	—	0
BEARS	10	0	7	7	—	24

BEARS — McMahon, 16-yd. run (Butler kick), (5 plays, 56 yards). **BEARS** — Butler, 34-yd. field goal, (7, 33). **BEARS** — Gault, 22-yard pass from McMahon (Butler kick), (9, 52). **BEARS** — Marshall, 52-yard fumble return (Butler kick).

Team Statistics	Rams	Bears
First Downs	9	13
Total Net Yards	130	232
Rushes/Net Yards	26/86	33/91
Net Passing	44	141
Passes (Att/Com)	31/10	25/16
Had Intercepted	1	0
Punts/Average	11/39.2	10/36.3
Return Yardage	92	40
Penalties/Yards	4/25	6/48
Fumbles/Lost	4/2	3/1
Sacks/Yards	3/20	3/22
Possession Time	25:33	34:27

RUSHING

BEARS — Payton 18-32; McMahon 4-28; Suhey 6-23; Gentry 2-9; Thomas 3-(-1).

RAMS — Dickerson 17-46; Redden 9-40.

RECEIVING

BEARS — Gault 4-56; Payton 7-48; Moorehead 2-28; McKinnon 1-17; Wrightman 1-8; Suhey 1-7.

RAMS — Hunter 3-29; Brown 2-14; Dickerson 3-10; Duckworth 1-8; Ellard 1-5.

PASSING

BEARS — McMahon 16-25-164, 1 TD.

RAMS — Brock 10-31-66, 1 int.

INTERCEPTIONS

BEARS — Frazier 1-(-3).

SACKS

BEARS — Dent 1-11; Perry 1-7; Hampton 1-4.

RAMS — Reed 2-13; Doss 1-7.

1985 NFC DIVISIONAL PLAYOFF**Bears 21, Giants 0****Soldier Field 62,076****January 5, 1986**

NEW YORK	0	0	0	0	—	0
BEARS	7	0	14	0	—	21

BEARS — Gayle, 5-yd. punt return (Butler kick). **BEARS** — McKinnon, 23-yd. pass from McMahon (Butler kick), (5 plays, 41 yards). **BEARS** — McKinnon, 20-yd. pass from McMahon (Butler kick), (3, 64).

Team Statistics	Giants	Bears
First Downs	10	17
Total Net Yards	181	363
Rushes/Net Yards	14/32	44/147
Net Passing	149	216
Passes (Att/Com)	35/14	21/11
Had Intercepted	0	0
Punts/Average	9/38.1	6/37.3
Return Yardage	104	48
Penalties/Yards	4/25	2/20
Fumbles/Lost	3/1	0/0
Sacks/Yards	0/0	6/60
Possession Time	22:46	37:14

RUSHING

BEARS — Payton 27-93; Suhey 6-33; McMahon 5-18; Thomas 4-11; Gentry 1-(-1); McKinnon 1-(-7).

GIANTS — Morris 12-32; Galbreath 1-9; Williams 1-(-9).

RECEIVING

BEARS — Gault 3-68; McKinnon 3-52; Wrightman 1-46; Gentry 1-41; Suhey 2-5; Payton 1-4.

GIANTS — Adams 3-65; Bavaro 4-36; B. Williams 1-33; Carpenter 3-24; McConkey 1-23; Johnson 1-17; Galbreath 1-11.

PASSING

BEARS — McMahon 11-21-216, 2 TDs

GIANTS — Simms 14-35-209.

SACKS

BEARS — Dent 3.5-38; Singletary 1-11; Fencik 1-5; Wilson .5-6.

FUTURE SUPER BOWLS

Super Bowl XXV
Super Bowl XXVI
Super Bowl XXVII
Super Bowl XXVIII

January 27, 1991
January 26, 1992
January 31, 1993
TBA

Tampa Stadium, Tampa, FL
Metrodome, Minneapolis, MN
Sun Devil Stadium, Tempe, AZ
Georgia Dome, Atlanta, GA

1984 NFC CHAMPIONSHIP**49ers 23, Bears 0**

Candlestick Park, San Francisco 61,040

January 6, 1985

BEARS	0	0	0	0—0
SAN FRANCISCO	3	3	7	10—23

49ERS — Wersching 21-yd. FG, (10 plays, 73 yards). **49ERS** — Wersching 22-yd. FG, (13, 65). **49ERS** — Wendell Tyler 10-yd. run (Wersching kick), (5, 35). **49ERS** — Solomon 10-yd. pass from Montana (Wersching kick), (8, 86). **49ERS** — Wersching 34-yd. FG, (8, 36).

Team Statistics	49ers	Bears
First Downs	25	13
Total Net Yards	387	186
Rushes/Net Yards	29/159	32/149
Net Passing	228	37
Passes (Att/Com)	35/19	22/13
Had Intercepted	2	1
Punts/Average	3/39.0	7/43.1
Return Yardage	84	84
Penalties/Yards	3/20	7/50
Fumbles/Lost	1/0	1/0
Sacks/Yards	9/50	3/8
Possession Time	28:07	31:53

RUSHING

BEARS — Payton 22-92; Fuller 6-39; Suhey 3-16; C. Thomas 1-2.

49ERS — Tyler 10-68; Craig 8-44; Montana 5-22; Harmon 3-18; Ring 2-5; Cavanaugh 1-2.

RECEIVING

BEARS — McKinnon 3-48; Moorehead 2-14; Suhey 4-11; Payton 3-11; Dunsmore 1-3.

49ERS — D. Clark 4-83; Solomon 7-73; Wilson 2-25; Tyler 2-22; Francis 2-20; Nehemiah 1-10; Harmon 1-3.

PASSING

BEARS — Fuller 13-22-87, 1 int.

49ERS — Montana 18-34-233, 1 TD, 2 int.; Cavanaugh 1-1-3.

INTERCEPTIONS

BEARS — Fencik 2-5.

49ERS — Hicks 1-0.

SACKS

BEARS — Wilson 1-2; Keys 1-0; McMichael 1-3; Hampton 1-3.

49ERS — Johnson 2-19; Carter 2-8; Board 1-8; Dean 1-4; Pillers 1-0; Williamson 1-0; Team 1-9.

1984 DIVISIONAL PLAYOFF**Bears 23, Redskins 19**

RFK Stadium, Washington 55,431

December 30, 1984

BEARS	0	10	13	0—23
WASHINGTON	3	0	14	2—19

REDSKINS — Moseley 25-yd. FG, (13 plays, 56 yards). **BEARS** — Thomas 34-yd. FG, (6, 46). **BEARS** — Dunsmore 19-yd. pass from Payton (Thomas kick), (6, 65). **BEARS** — Gault 75-yd. pass from Fuller (kick failed), (2, 80). **REDSKINS** — Riggins 1-yd. run (Moseley kick), (10, 74). **BEARS** — McKinnon 16-yd. pass from Fuller (Thomas kick), (9, 77). **REDSKINS** — Riggins 1-yd. run (Moseley kick), (5, 36). **REDSKINS** — Finzer takes safety.

Team Statistics	Redskins	Bears
First Downs	22	13
Total Net Yards	336	310
Rushes/Net Yards	27/93	35/114
Net Passing	243	196
Passes (Att/Com)	42/22	17/10
Had Intercepted	1	0
Punts/Average	5/36.8	5/39.4
Return Yardage	29	17
Penalties/Yards	7/55	6/34
Fumbles/Lost	3/2	2/1
Sacks/Yards	5/34	7/49
Possession Time	29:36	30:24

RUSHING

BEARS — Payton 24-104; Suhey 7-7; Fuller 2-5; Thomas 1-5; Finzer 1-(-7).

REDSKINS — Riggins 21-50; Theismann 5-38; Washington 1-5.

RECEIVING

BEARS — Gault 1-75; McKinnon 4-72; Suhey 1-33; Dunsmore 1-19; C. Thomas 1-13; Payton 1-12; Moorehead 1-6.

REDSKINS — Monk 10-122; Didier 4-85; Muhammad 5-62; Washington 2-12; Warren 1-11.

PASSING

BEARS — Fuller 9-15-211, 2 TD; Payton 1-2-19.

REDSKINS — Theismann 22-42-292, 1 int.

INTERCEPTIONS

BEARS — Richardson 1-0.

SACKS

BEARS — Dent 3-23; Hampton 2-15; McMichael 1-6; Waechter 1-5.

REDSKINS — Milot 3.5-20; Manley 1-6; Grant 1-5-8.

1979 WILDCARD PLAYOFF**Eagles 27, Bears 17**

Veterans Stadium, Philadelphia 69,397

December 23, 1979

BEARS	7	10	0	0	— 17
PHILADELPHIA	7	3	7	10	— 27

EAGLES — Carmichael 17-yd. pass from Jaworski (Franklin kick), (5 plays, 26 yards). **BEARS** — Payton 2-yd. run (Thomas kick), (11, 82). **EAGLES** — Franklin 29-yd. FG, (12, 59). **BEARS** — Payton 1-yd. run (Thomas kick), (5, 47). **BEARS** — Thomas 30-yd. field goal, (4, 3). **EAGLES** — Carmichael 29-yd. pass from Jaworski (Franklin kick), (6, 67). **EAGLES** — Campfield 63-yd. pass from Jaworski (Franklin kick), (6, 80). **EAGLES** — Franklin 34-yd. FG, (6, 15).

Team Statistics	Eagles	Bears
First Downs	18	15
Total Net Yards	315	241
Rushes/Net Yards	37/139	29/99
Net Passing	176	142
Passes (Att/Com)	23/12	30/13
Had Intercepted	1	2
Punts/Average	4/40.5	6/39.8
Return Yardage	132	149
Penalties/Yards	4/46	4/35
Sacks/Yards	1/0	3/28
Possession Time	31:23	28:37

RUSHING

BEARS — Payton 16-67; Williams 10-23; McClendon 2-6; Phipps 1-3.

EAGLES — Montgomery 26-87; Leroy Harris 8-33; Jaworski 3-19.

PASSING

BEARS — Phipps 13 -30-142, 2 int.

EAGLES — Jaworski 12 -23-204, 3 TD, 1 int.

RECEIVING

BEARS — Payton 3-52; Watts 3-42; Baschnagel 3-38; Williams 2-4; Latta 2-6.

EAGLES — Carmichael 6-111; Campfield 2-70; Harris 1-15; Smith 1-8; Montgomery 2-0.

INTERCEPTIONS

BEARS — Ellis 1-25.

EAGLES — Howard 1-0; Edwards 1-5.

SACKS

BEARS — Hampton 2-18; Hartenstine 1-10.

EAGLES — Bunting .5-0; Johnson .5-0.

1977 DIVISIONAL PLAYOFF**Cowboys 37, Bears 7**

Texas Stadium, Dallas 64,758

December 26, 1977

BEARS	0	0	0	7	— 7
DALLAS	7	10	17	3	— 37

COWBOYS — Dennison, 2-yd. run (Herrera kick). **COWBOYS** — DePree, 28-yd. pass from Staubach (Herrera kick). **COWBOYS** — Herrera, 21-yd. FG. **COWBOYS** — Tony Dorsett, 23-yd. run (Herrera kick). **COWBOYS** — Herrera, 31-yd. FG. **COWBOYS** — Dorsett, 7-yd. run (Herrera kick). **COWBOYS** — Herrera, 27-yd. FG. **BEARS** — Schubert, 34-yd. pass from Avellini (Thomas kick).

Team Statistics	Cowboys	Bears
First Downs	20	15
Total Net Yards	365	224
Rushes/Net Yards	48/233	27/81
Net Passing	132	143
Passes (Att/Com)	14/8	25/15
Had Intercepted	1	4
Punts/Average	3/37.0	6/43.4
Return Yardage	158	177
Penalties/Yards	3/35	4/43
Fumbles/Lost	2/2	3/3
Sacks/Yards	3/34	2/2
Possession Time	33:21	26:39

RUSHING

BEARS — Payton 19-60; Harper 5-11; Earl 2-6; Avellini 1-4.

COWBOYS — Dorsett 17-85; Newhouse 16-80; Dennison 8-40; Staubach 4-25; Brinson 3-3.

PASSING

BEARS — Avellini 15-25-177, 1 TD, 4 int.

COWBOYS — Staubach 8-13-134, 1 TD, 1 int.; White 0-1-0, 1 int.

RECEIVING

BEARS — Schubert 5-69; Payton 3-33; Scott 3-29; Latta 2-25; Earl 1-15; Harper 1-6.

COWBOYS — Pearson 2-38; Dorsett 2-37; DuPree 1-28; Newhouse 1-13; Richards 1-12; Brinson 1-6.

INTERCEPTIONS

BEARS — Livers 1-8.

COWBOYS — Waters 3-53; Lewis 1-23.

SACKS

BEARS — Meyers 1-2; Buffone 1-0.

COWBOYS — Henderson 1-13; E. Jones 1-11; Martin 1-10.

1963 NFL CHAMPIONSHIP
Bears 14, Giants 10
Wrigley Field, Chicago 45,801
December 29, 1963

NEW YORK	7	3	0	0 — 10
BEARS	7	0	7	0 — 14

GIANTS — Gifford, 14-yd. pass from Tittle (Chandler kick). **BEARS** — Wade, 2-yd. run (Jencks kick). **GIANTS** — Chandler, 13-yd. FG. **BEARS** — Wade, 1-yd. run (Jencks kick).

Team Statistics	Giants	Bears
First Downs	17	14
Total Net Yards	268	222
Rushes/Net Yards	38/128	31/93
Net Passing	140	129
Passes (Att/Com)	30/11	28/10
Had Intercepted	5	0
Punts/Average	4/43.3	7/41.0
Penalties/Yards	3/25	5/35
Fumbles/Lost	2/1	2/2
Sacks/Yards	1/7	1/9

RUSHING

BEARS — Bull 13-42; Wade 8-34; Galimore 7-12; Marconi 3-5.

GIANTS — Morrison 18-61; King 9-39; McElhenny 7-19; Webster 3-7; Tittle 1-2.

PASSING

BEARS — Wade 10-28-138.

GIANTS — Tittle 11-29-147, 1 TD, 5 int.; Griffing 0-1-0.

RECEIVING

BEARS — Marconi 3-64; Ditka 3-38; Coia 1-22; Morris 2-19; Bull 1-(-5).

GIANTS — Thomas 2-46; Gifford 3-45; McElhenny 2-20; Morrison 3-18; Webster 1-18.

INTERCEPTIONS

BEARS — Morris 1-61; O'Bradovich 1-10; McRae 1-0; Petitbon 1-0; Whitsell 1-0.



1956 NFL CHAMPIONSHIP
Giants 47, Bears 7
Yankee Stadium, New York 56,836
December 30, 1956

BEARS	0	7	0	0 — 7
NEW YORK	13	21	6	7 — 47

GIANTS — Triplett, 17-yd. run (Agajanian kick). **GIANTS** — Agajanian, 17-yd. FG. **GIANTS** — Webster, 3-yd. run (Agajanian kick). **BEARS** — Casares, 9-yd. run (Blanda kick). **GIANTS** — Webster, 1-yd. run (Agajanian kick). **GIANTS** — Moore, fell on ball in end zone after Beck blocked Brown's punt (Agajanian kick). **GIANTS** — Rote, 9-yd. pass from Conerly (kick failed). **GIANTS** — Gifford, 14-yd. pass from Conerly (Agajanian kick).

Team Statistics	Giants	Bears
First Downs	16	20
Total Net Yards	348	259
Rushes/Net Yards	34/126	32/67
Net Passing	222	192
Passes (Att/Com)	20/11	47/20
Had Intercepted	0	2
Punts/Average	3/37.0	8/35.0
Penalties/Yards	6/40	4/50
Fumbles/Lost	3/2	2/2

1950 CONFERENCE CHAMPIONSHIP
Rams 24, Bears 14
Los Angeles Coliseum 83,501
December 17, 1950

BEARS	0	7	0	7 — 14
LOS ANGELES	3	14	7	0 — 24

RAMS — Waterfield, 43-yd. FG. **BEARS** — Campana, 23-yd. run (Lujack kick). **RAMS** — Fears, 43-yd. pass from Waterfield (Waterfield kick). **RAMS** — Fears, 68-yd. pass from Waterfield (Waterfield kick). **RAMS** — Fears, 27-yd. pass from Waterfield (Waterfield kick). **BEARS** — Morrison, 4-yd. run (Lujack kick).

Team Statistics	Rams	Bears
First Downs	4	12
Total Net Yards	371	422
Rushes/Net Yards	32/74	48/229
Net Passing	297	193
Passes (Att/Com)	31/16	29/15
Had Intercepted	1	3
Punts/Average	10/42.4	7/44.0
Penalties/Yards	8/74	5/45
Fumbles/Lost	1/1	2/0

1946 NFL CHAMPIONSHIP**Bears 24, Giants 14****Polo Grounds, New York 58,346****December 15, 1946**

BEARS	14	0	0	10 — 24
NEW YORK	7	0	7	0 — 14

BEARS — Kavanaugh, 21-yd. pass from Luckman (Maznicki kick). **BEARS** — Magnani, 19-yd. interception return (Maznicki kick). **GIANTS** — Liebel, 38-yd. pass from Filchock (Strong kick). **GIANTS** — Filipowicz, 5-yd. pass from Filchock (Strong kick). **BEARS** — Luckman, 19-yd. run (Maznicki kick). **BEARS** — Maznicki, 26-yd. FG.

Team Statistics	Giants	Bears
First Downs	6	5
Total Net Yards	248	245
Rushes/Net Yards	33/120	40/101
Net Passing	128	144
Passes (Att/Com)	26/9	22/9
Had Intercepted	6	2
Punts/Average	4/31.7	7/41.4
Penalties/Yards	6/70	9/102
Fumbles/Lost	3/1	2/1

1943 NFL CHAMPIONSHIP**Bears 41, Redskins 21****Wrigley Field, Chicago 34,320****December 26, 1943**

WASHINGTON	0	7	7	7 — 21
BEARS	0	14	13	14 — 41

REDSKINS — Farkas, 1-yd. run (Masterson kick). **BEARS** — Nagurski, 3-yd. run (Snyder kick). **BEARS** — Clark, 31-yd. pass from Luckman (Snyder kick). **BEARS** — Magnani, 36-yd. pass from Luckman (Snyder kick). **BEARS** — Magnani, 66-yd. pass from Luckman (kick failed). **REDSKINS** — Farkas, 17-yd. pass from Baugh (Masterson kick). **BEARS** — Benton, 26-yd. pass from Luckman (Snyder kick). **BEARS** — Clark, 16-yd. pass from Luckman (Snyder kick). **REDSKINS** — Aguirre, 25-yd. pass from Baugh (Aguirre kick).

Team Statistics	Redskins	Bears
First Downs	4	8
Total Net Yards	249	455
Rushes/Net Yards	27/50	44/169
Net Passing	199	286
Passes (Att/Com)	24/11	27/15
Had Intercepted	4	0
Punts/Average	5/40.8	5/32.0
Penalties/Yards	3/35	8/81
Fumbles/Lost	2/2	0/0

1942 NFL CHAMPIONSHIP**Redskins 14, Bears 6****Griffith Stadium, Washington 36,006****December 13, 1942**

BEARS	0	6	0	0 — 6
WASHINGTON	0	7	7	0 — 14

BEARS — Artoe, 50-yd. fumble return (kick failed). **REDSKINS** — Moore, 38-yd. pass from Baugh (Masterson kick). **REDSKINS** — Farkas, 1-yd. (Masterson kick).

Team Statistics	Redskins	Bears
First Downs	5	4
Total Net Yards	166	199
Rushes/Net Yards	36/101	41/69
Net Passing	65	130
Passes (Att/Com)	13/5	20/10
Had Intercepted	2	3
Punts/Average	6/52.5	6/42.0
Penalties/Yards	4/26	7/47
Fumbles/Lost	1/0	2/1

1941 NFL CHAMPIONSHIP**Bears 37, Giants 9****Wrigley Field, Chicago 13,341****December 21, 1941**

NEW YORK	6	0	0	3 — 9
BEARS	3	6	14	14 — 37

BEARS — Snyder, 14-yd. FG. **GIANTS** — Franck, 31-yd. pass from Leemans (kick failed). **BEARS** — Snyder, 39-yd. FG. **BEARS** — Snyder, 37-yd. FG. **GIANTS** — Cuff, 16-yd. FG. **BEARS** — Standlee, 2-yd. run (Snyder kick). **BEARS** — Standlee, 7-yd. run (Maniaci kick). **BEARS** — McAfee 5-yd. run (Artoe kick). **BEARS** — Kavanaugh, 42-yd. fumble return (McLean kick).

Team Statistics	Giants	Bears
First Downs	8	20
Total Net Yards	157	389
Rushes/Net Yards	25/84	56/207
Net Passing	73	182
Passes (Att/Com)	15/3	19/11
Had Intercepted	3	0
Punts/Average	5/38.6	2/53.5
Penalties/Yards	2/31	10/80
Fumbles/Lost	2/2	3/1

1941 CONFERENCE CHAMPIONSHIP**Bears 33, Packers 14****Wrigley Field, Chicago 43,425****December 14, 1941**

GREEN BAY	7	0	7	0	— 14
BEARS	6	24	0	3	— 33

PACKERS — Hinkle, 1-yd. run (Hutson kick).
BEARS — Gallarneau, 81-yd. punt return (kick blocked). **BEARS** — Snyder, 24-yd. FG. **BEARS** — Standlee, 3-yd. run (Stydahar kick). **BEARS** — Standlee, 2-yd. run (Stydahar kick). **BEARS** — Swisher, 9-yd. run (Stydahar kick). **PACKERS** — Van Every, 10-yd. pass from Isbell (Hutson kick). **BEARS** — Snyder, 26-yd. FG.

Team Statistics Packers	Bears
First Downs	12	14
Total Net Yards	255	325
Rushes/Net Yards	36/33	48/277
Net Passing	222	48
Passes (Att/Com)	27/11	12/5
Had Intercepted	2	0
Punts/Average	4/28.68	6/38.0
Penalties/Yards	3/46	12/128
Fumbles/Lost	3/3	5/3

1940 NFL CHAMPIONSHIP**Bears 73, Redskins 0****Griffith Stadium, Washington 36,034****December 8, 1940**

BEARS	21	7	26	19	— 73
WASHINGTON	0	0	0	0	— 0

BEARS — Osmanski, 68-yd. run (Manders kick).
BEARS — Luckman, 1-yd. run (Snyder kick).
BEARS — Maniaci, 42-yd. run (Martinovich kick).
BEARS — Kavanaugh, 30-yd. pass from Luckman (Snyder kick). **BEARS** — Hampton Pool, 15-yd. interception return (Plasman kick).
BEARS — Nolting, 23-yd. run (kick failed).
BEARS — McAfee, 34-yd. interception return (Stydahar kick). **BEARS** — Turner, 24-yd. interception return (kick failed). **BEARS** — Clark, 44-yd. run (kick failed). **BEARS** — Famiglietti, 2-yd. run (Maniaci pass from Sherman). **BEARS** — Clark, 1-yd. run (pass failed).

Team Statistics Redskins	Bears
First Downs	17	17
Total Net Yards	245	501
Rushes/Net Yards	14/22	57/382
Net Passing	223	119

Passes (Att/Com)	51/20	10/7
Had Intercepted	8	0
Punts/Average	3/41.3	2/46.0
Penalties/Yards	8/70	3/25
Fumbles/Lost	4/1	2/1

RUSHING

BEARS — Osmanski 10-109; Clark 8-73; Nolting 13-68; Maniaci 6-60; McAfee 7-33; McLean 2-22; Famiglietti 4-20; Nowaskey 1-6; Luckman 1-1; Manders 2-1; Snyder 1-(-5); Sherman 1-(-6).
REDSKINS — Filchock 2-20; Seymour 4-16; Justice 1-1; Johnston 5-0; Zimmerman 2-(-15).

PASSING

BEARS — Luckman 3-4-88, 1 TD; Snyder 3-3-31; Sherman 1-2-0; McAfee 0-1-0.
REDSKINS — Baugh 9-16-91, 2 int.; Filchock 8-23-101; 4 int.; Zimmerman 3-12-34, 2 int.

RECEIVING

BEARS — Maniaci 3-39; Swisher 1-35; Kavanaugh 2-32; Mihal 1-13.
REDSKINS — Millner 5-84; Malone 2-58; Masterson 3-33; Johnston 3-15; Farkas 1-14; Moore 1-8; Seymour 1-7; Hoffman 2-6; Justice 1-3; McChesney 1-(-5).

INTERCEPTIONS

BEARS — McAfee 1-35; Maniaci 2-26; Turner 1-20; Pool 1-15; Nolting 1-10; McLean 1-0; Osmanski 1-0.

1937 NFL CHAMPIONSHIP**Redskins 28, Bears 21****Wrigley Field, Chicago 15,870****December 12, 1937**

WASHINGTON	7	0	7	14	— 28
BEARS	7	7	7	0	— 21

REDSKINS — Battles, 7-yd. run (Smith kick).
BEARS — Manders, 10-yd. run (Manders kick).
BEARS — Manders, 37-yd. pass from Masterson (Manders kick). **REDSKINS** — Millner, 55-yd. pass from Baugh (Smith kick). **BEARS** — Manske, 3-yd. pass from Masterson (Manders kick). **REDSKINS** — Millner, 78-yd. pass from Baugh (Smith kick). **REDSKINS** — Justice, 35-yd. pass from Baugh (Smith kick).

Team Statistics Redskins	Bears
First Downs	18	11
Total Net Yards	441	335
Rushes/Net Yards	35/70	38/128
Net Passing	371	207
Passes (Att/Com)	40/22	31/8
Had Intercepted	3	3
Punts/Average	7/24.9	6/49.5
Penalties/Yards	1/5	1/15
Fumbles/Lost	3/3	3/1

1934 NFL CHAMPIONSHIP

Giants 30, Bears 13

Polo Grounds, New York 35,059

December 9, 1934

BEARS	0	10	3	0 — 13
NEW YORK	3	0	0	27 — 30

GIANTS — Strong, 38-yd. FG. **BEARS** — Nagurski, 1-yd. run (Manders kick). **BEARS** — Manders, 17-yd. FG. **BEARS** — Manders, 24-yd. FG. **GIANTS** — Frankian, 28-yd. pass from Danowski (Strong kick). **GIANTS** — Strong, 42-yd. run (Strong kick). **GIANTS** — Strong, 11-yd. run (kick failed). **GIANTS** — Danowski, 9-yd. run (Molenda kick).

Team Statistics	Giants	Bears
First Downs	12	10
Total Net Yards	276	165
Rushes/Net Yards	37/173	46/89
Net Passing	103	76
Passes (Att/Com)	12/7	15/6
Had Intercepted	2	3
Punts/Average	6/45.6	9/40.6
Penalties/Yards	0/0	4/30
Fumbles/Lost	5/2	5/0

1933 NFL CHAMPIONSHIP

Bears 23, Giants 21

Wrigley Field, Chicago 26,000

December 17, 1933

NEW YORK	0	7	7	7 — 21
BEARS	3	3	10	7 — 23

BEARS — Manders, 16-yd. FG. **BEARS** — Manders, 40-yd. FG. **GIANTS** — Badgro, 29-yd. pass from Newman (Strong kick). **BEARS** — Manders, 28-yd. FG. **GIANTS** — Krause, 1-yd. run (Strong). **BEARS** — Karr, 8-yd. pass from Nagurski (Manders kick). **GIANTS** — Strong, 8-yd. pass from Newman (Strong kick). **BEARS** — Karr, 19-yd. lateral from Hewitt after 14-yd. pass from Nagurski (Brumbaugh kick).

Team Statistics	Giants	Bears
First Downs	13	12
Total Net Yards	307	311
Rushes/Net Yards	25/99	49/161
Net Passing	208	150
Passes (Att/Com)	20/14	16/7
Had Intercepted	1	1
Punts/Average	13/29.4	10/39.8
Penalties/Yards	3/15	8/40
Fumbles/Lost	0/0	0/0

EXPANDED PLAYOFF SCHEDULE FOR 1990

The National Football League moved into the 1990s with an expansion of its post-season. At their annual meeting in March, the owners' adopted a playoff format which will include 12 teams — an increase from 10 in previous years. The schedule will be as follows:

Saturday and Sunday, January 5-6, 1991: First Round Playoffs (4 games) In each conference the Division Champion with the third-best record hosts the Wild Card team with the third-best record; and the Wild Card with the best record hosts the Wild Card with the second-best record. There are no restrictions on intra-divisional play. The Division Champions with the two best records each receive a bye.

Saturday and Sunday, January 12-13, 1991: Divisional Playoffs (4 games) The Divisional Champions with the best records hosts the Wild Card winner (from the First Round) with the poorest record. The Divisional Champion with the second best record will host either other First Round winner.

Sunday, January 20, 1991: Conference Championships (2 games) Winners from the Divisional Playoffs meet at the Division Champion with the best record.

Sunday, January 27, 1991: Super Bowl XXV at Tampa, Florida

BEARS HONOR ROLL

What follows is a list of players who have been on the Chicago Bears' active roster for at least one NFL game between 1920 and 1989.

* Indicates deceased players
() indicates seasons with the Bears
Year indicates first Bear season

—A—

Abbey, Joe (North Texas State)	E	(2)	1948
Adamle, Mike (Northwestern)	RB	(2)	1975
Adams, John (LSU)	B	(4)	1959
Adickes, John (Baylor)	C	(2)	1987
Adkins, Roy* (Millikin & Bethany)	G	(2)	1920
Akin, Len (Baylor)	G	(1)	1942
Albrecht, Ted (California)	T	(5)	1977
Allen, Duane (Santa Ana)	E	(2)	1966
Allen, Eddie (Pennsylvania)	FB	(1)	1947
Allen, Egypt (TCU)	DB	(1)	1987
Allman, Robert (Michigan State)	E	(1)	1936
Althoff, Jim (Winona State)	DT	(1)	1987
Amstler, Marty (Evansville)	DE	(2)	1967
Anderson, Art (Idaho)	T	(2)	1961
Anderson, Brad (Arizona)	WR	(2)	1984
Anderson, Ed* (Notre Dame)	E	(1)	1923
Anderson, Henry (Northwestern)	G	(1)	1931
Anderson, Hunk* (Notre Dame)	G	(6)	1922
Anderson, Marcus (Tulane)	WR	(1)	1981
Anderson, Neal (Florida)	RB	(4)	1986
Anderson, Ralph* (Los Angeles St.)	E	(1)	1958
Anderson, William (Compton JC)	HB	(2)	1953
Andrews, Tom (Louisville)	C	(2)	1984
Antoine, Lionel (Southern Illinois)	T	(6)	1972
Apolskis, Charles* (DePaul)	E	(2)	1938
Ardiszone, Tony (Northwestern)	C	(1)	1979
Armstrong, Trace (Florida)	DT	(1)	1989
Arnett, Jon (USC)	HB	(3)	1964
Arp, John (Lincoln)	T	(1)	1987
Artoe, Lee (California)	T	(2)	1940
Ashburn, Clifford (Nebraska)	T	(1)	1930
Asher, Bob (Vanderbilt)	T	(4)	1972
Ashmore, M. Roger* (Gonzaga)	T	(1)	1927
Aspatore, Edward (Marquette)	T	(1)	1934
Atkins, Doug (Tennessee)	E	(12)	1955
Atkins, Kelvin (Illinois)	LB	(1)	1983
Autrey, Billy (SF Austin)	C	(1)	1953
Avellini, Bob (Maryland)	QB	(10)	1975
Aveni, John (Indiana)	E	(2)	1959

—B—

Babartsky, Al (Fordham)	T	(3)	1943
Babinecz, John (Villanova)	LB	(1)	1975
Badaczewski, J. (Western Reserve)	G	(1)	1953
Baisi, Al (West Virginia)	G	(3)	1940
Barker, Richard* (Iowa State)	G	(1)	1921
Barnes, Erich (Purdue)	HB	(3)	1958
Barnes, Gary (Clemson)	E	(1)	1964
Barnes, Joe (Texas Tech)	QB	(1)	1974
Barnes, Lew (Oregon)	WR	(1)	1986
Barnett, Steve (Oregon)	T	(1)	1963

Barnhardt, Tom (North Carolina)	P	(1)	1987
Barwegan, Richard* (Purdue)	G	(3)	1950
Baschnagel, Brian (Ohio State)	WR	(9)	1976
Bassi, Dick* (Santa Clara)	G	(2)	1938
Battles, Bill (Brown)	E	(1)	1939
Bauman, Alf (Northwestern)	T	(3)	1948
Bausch, Frank* (Kansas)	C	(4)	1937
Baynham, Craig (Georgia Tech)	RB	(1)	1970
Becker, Dave (Iowa)	S	(1)	1980
Becker, Doug (Notre Dame)	LB	(1)	1978
Becker, Kurt (Michigan)	G	(7)	1982
Becker, Wayland (Marquette)	E	(1)	1934
Bell, Bob (Missouri)	LB	(1)	1987
Bell, Kay (Washington State)	T	(1)	1937
Bell, Todd (Ohio State)	S	(6)	1981
Bennett, Ben (Duke)	QB	(1)	1988
Benton, Jim (Arkansas)	E	(1)	1943
Bergerson, Gilbert* (Oregon State)	G	(2)	1932
Berry, Connie, M. (NC State)	E	(5)	1942
Berry, Royce (Houston)	DE	(1)	1976
Best, Art (Kent State)	RB	(2)	1977
Bettis, Tom (Purdue)	LB	(1)	1963
Bettridge, John (Ohio State)	HB	(1)	1937
Bingham, Don (Sul Ross)	HB	(1)	1956
Bishop, Bill (North Texas)	T	(9)	1952
Bishop, Don (Los Angeles City)	E	(1)	1959
Bivins, Charles (Morris Brown)	HB	(7)	1960
Bjork, Del* (Oregon)	T	(2)	1937
Blackburn, JA	T	(1)	1923
Blacklock, Hugh* (Michigan State)	T	(6)	1920
Blackman, Lennon (Tulsa)	HB	(1)	1930
Blair, Paul (Oklahoma State)	T	(2)	1986
Blanda, George (Kentucky)	QB	(10)	1949
Boden, Lynn (South Dakota State)	G	(1)	1979
Bolan, George* (Purdue)	FB	(4)	1921
Bonderant, JB* (DePaul)	C	(1)	1922
Boone, JR (Tulsa)	HB	(4)	1948
Bortz, Mark (Iowa)	G	(7)	1983
Boso, Cap (Illinois)	TE	(3)	1987
Bowers, Sam (Fordham)	TE	(1)	1987
Brackett, ML (Auburn)	T	(2)	1956
Bradley, Chuck (Oregon)	TE	(1)	1977
Bradley, Ed (Wake Forest)	G	(2)	1950
Bradley, Steve (Indiana)	QB	(1)	1987
Braidwood, Charles* (Chattanooga)	E	(1)	1932
Bramhall, Art (DePaul)	HB	(1)	1931
Bratkowski, Zeke (Georgia)	QB	(6)	1954
Bray, Ray (Western Michigan)	G	(10)	1939
Brewers, Chris (Arizona)	RB	(1)	1987
Brink, Larry (Northern Illinois)	E	(1)	1954
Britton, Earl* (Illinois)	FB	(1)	1925
Brockman, Edward (Oklahoma)	B	(1)	1930
Brown, Charley (Syracuse)	DB	(2)	1966
Brown, Ed (San Francisco)	QB	(8)	1954
Brown, Kevin (W Texas State)	P	(1)	1987
Brown, William (Illinois)	FB	(1)	1961
Bruer, Bob (Mankato State)	TE	(1)	1976
Brumbaugh, Carl* (Florida)	QB	(8)	1930
Brupbacher, Ross (Texas A&M)	LB	(4)	1970
Bryan, Johnny* (Chicago)	HB	(4)	1922
Bryant, Waymond (Tennessee St.)	LB	(4)	1974

Buck, Arthur (John Carroll)	HB	(1)	1941
Buckler, William "Bill" (Alabama)	G	(6)	1926
Buffone, Doug (Louisville)	LB	(14)	1966
Buford, Maury (Texas Tech)	P	(3)	1985
Buivid, Ray* (Marquette)	QB-HB	(2)	1937
Bukich, Rudy (USC)	QB	(9)	1958
Bull, Ronnie (Baylor)	B	(9)	1962
Burdick, Lloyd* (Illinois)	T	(2)	1931
Burgeis, Glenn (Tulsa)	T	(1)	1945
Burks, Randy (SE Oklahoma St.) ...	WR	(1)	1976
Burman, George (Northwestern)	T	(1)	1964
Buss, Arthur (Michigan State)	T	(2)	1934
Bussey, Young* (LSU)	QB	(2)	1940
Butkus, Dick (Illinois)	LB	(9)	1965
Butler, Gary (Rice)	TE	(1)	1975
Butler, Kevin (Georgia)	K	(5)	1985
Buzin, Rich (Penn State)	T	(1)	1972

—C—

Cabral, Brian (Colorado)	LB	(5)	1981
Cadile, James (San Jose State)	G	(11)	1962
Caffey, Lee Roy (Texas A&M)	LB	(1)	1970
Calland, Lee (Louisville)	CB	(1)	1969
Cameron, Jack (Winston-Salem) ...	WR	(1)	1984
Campana, Al (Youngstown)	HB	(4)	1950
Campbell, Gary (Colorado)	LB	(7)	1977
Campbell, Leon (Arkansas)	FB	(3)	1952
Canady, James (Texas)	HB	(2)	1948
Carey, Bob* (Michigan State)	E	(1)	1958
Carl, Harland (Wisconsin)	HB	(1)	1956
Carlson, Jules "Zuck" (Oregon St.) ...	G	(8)	1929
Caroline, JC (Illinois)	HB	(10)	1956
Carter, Virgil (BYU)	QB	(4)	1968
Casares, Rick (Florida)	FB	(10)	1955
Casey, Tim (Oregon)	LB	(1)	1969
Castete, Jesse (McNeese State)	HB	(1)	1956
Chamberlin, Guy* (Nebraska)	E	(2)	1920
Chambers, Wally (E Kentucky)	DT	(5)	1973
Chapura, Dick (Missouri)	DT	(3)	1987
Chesley, Al (Pittsburgh)	LB	(1)	1982
Chesney, Chester "Chet" (DePaul) ...	C	(2)	1939
Childs, Clarence (Florida A&M)	DB	(1)	1968
Cifers, Ed (Tennessee)	E	(2)	1947
Clark, Daryl (Texas)	RB	(1)	1987
Clark, Gail (Michigan State)	LB	(1)	1973
Clark, Greg (Arizona State)	LB	(1)	1988
Clark, Harry (West Virginia)	HB	(4)	1940
Clark, Herman* (Oregon State)	G	(5)	1952
Clark, Phil (Northwestern)	DB	(1)	1970
Clarkson, Stuart* (Texas A&I)	G	(7)	1942
Clemons, Craig (Iowa)	S	(6)	1972
Coady, Rich (Memphis State)	C/E	(5)	1970
Cobb, Mike (Michigan State)	TE	(4)	1978
Cody, Ed (Purdue)	FB	(2)	1949
Coia, Angelo (USC)	HB	(4)	1960
Cole, Emerson (Toledo)	FB	(1)	1952
Cole, Linzy (TCU)	WR	(1)	1970
Concannon, Jack (Boston College) -	QB	(5)	1967
Conkright, Bill* (Oklahoma)	C	(2)	1937
Connor, George (Notre Dame)	T	(8)	1948
Conzelmann, Jim* (Washington)	HB	(1)	1920
Cooke, Ed (Maryland)	E	(1)	1958
Copeland, Ron* (UCLA)	WR	(1)	1969

Corbett, George (Millikin)	HB	(7)	1932
Cornish, Frank (Grambling)	DT	(4)	1966
Corzine, Lester (Davis Elkins)	HB	(1)	1938
Cotton, Craig (Youngstown)	TE	(1)	1973
Covett, Jim (Pittsburgh)	T	(7)	1983
Cowan, Les (McMurry)	T	(1)	1951
Crawford, Fred (Duke)	T	(2)	1934
Crawford, James "Mush" (Illinois) ...	G	(1)	1925
Croft, Abe (SMU)	E	(2)	1944
Croftcheck, Don (Indiana)	G	(1)	1967
Cross, Bob* (SF Austin State)	T	(2)	1952
Culver, Alvin (Notre Dame)	T	(1)	1932
Cunningham, Harold (Ohio State)	E	(1)	1929
Curchin, Jeff (Florida State)	T	(2)	1970

—D—

Daffer, Ted (Tennessee)	E	(1)	1954
Damore, John (Northwestern)	C	(2)	1957
Daniell, Jim (Ohio State)	T	(1)	1945
Daniels, Dick (Pacific-Oregon)	S	(2)	1969
Davis, Art (Alabama State)	T	(2)	1953
Davis, Fred (Alabama)	T	(6)	1946
Davis, Harper (Mississippi State) ...	HB	(1)	1950
Davis, John (Missouri)	DB	(1)	1970
Davis, Roger (Syracuse)	G	(4)	1960
Davis, Wendell (LSU)	WR	(2)	1988
Dean, Fred (Texas Southern)	G	(1)	1977
DeCorrevont, Bill (Northwestern) ...	HB	(2)	1948
DeLong, Steve (Tennessee)	DE	(1)	1972
Delopaine, Jack (Salem)	RB	(1)	1979
Dempsey, Frank (Florida)	G	(4)	1950
Denney, Austin (Tennessee)	E	(3)	1967
Dent, Richard (Tennessee St.)	DE	(7)	1983
Devlin, Chris (Penn State)	LB	(1)	1978
Dewveall, Willard (SMU)	E	(2)	1959
Digris, Bernie (Holy Cross)	T	(1)	1943
Dimancheff, Boris Babe (Purdue) ...	HB	(1)	1952
Ditka, Mike (Pittsburgh)	TE	(6)	1961
Dodd, Al (NW Louisiana)	DB	(1)	1967
Doehring, John "Bull"	FB	(6)	1932
Doerger, Jerry (Wisconsin)	T	(1)	1982
Donchez, Tom (Penn State)	RB	(1)	1975
Dooley, Jim (Miami U.)	E	(9)	1952
Dottley, John (Mississippi)	FB	(3)	1951
Douglas, Merrill (Utah)	FB	(3)	1958
Douglass, Bobby (Kansas)	QB	(7)	1969
Douglass, Maurice (Kentucky)	DB	(4)	1986
Douthitt, Earl (Iowa)	S	(1)	1975
Dreher, Ferd (Denver)	E	(1)	1938
Dressen, Charley*	QB	(1)	1920
Drews, Ted (Princeton)	E	(1)	1928
Dreyer, Wally (Wisconsin)	HB	(1)	1949
Driscoll, Paddy* (Northwestern) ...	HB	(5)	1926
Drulis, Chuck* (Temple)	G	(6)	1942
Drury, Lyle (St. Louis)	E	(2)	1930
Drzewiecki, Ron (Marquette)	HB	(2)	1955
Duarte, George (N Arizona)	CB	(1)	1987
Duerson, Dave (Notre Dame)	S	(6)	1983
Dugger, Jack (Ohio State)	E	(1)	1949
Dunlap, Bob (Oklahoma)	QB	(1)	1935
Dunsmore, Pat (Drake)	TE	(2)	1983
Dyko, Chris (Washington St.)	T	(1)	1989

—E—

Earl, Robin (Washington)	RB-TE	(6)	1977
Ecker, Ed* (John Carroll)	T	(1)	1947
Edwards, Cid (Tennessee State)	RB	(1)	1975
Ellis, Allan (UCLA)	CB	(7)	1973
Elmes, Leland* (Bradley)	QB	(1)	1929
Ely, Harold (Iowa)	G	(1)	1932
Ely, Larry (Iowa)	LB	(1)	1975
Engelbrechts, Paul* (Northwestern)	G	(1)	1932
Englund, Harry	E	(4)	1920
Erickson, Harold* (Wash. & Jeff.)	HB	(1)	1925
Evans, Earl (Harvard)	T	(4)	1926
Evans, Fred (Notre Dame)	HB	(1)	1948
Evans, Vince (USC)	QB	(7)	1977
Evey, Dick (Tennessee)	T	(6)	1964

—F—

Fada, Rob (Pittsburgh)	G	(2)	1983
Falkenberg, Herb* (Trinity)	FB	(1)	1952
Famiglietti, Gary (Boston U.)	FB	(8)	1938
Fanning, Stan (Idaho)	T	(3)	1960
Farmer, George (UCLA)	WR	(6)	1970
Farrington, John* (Prairie View)	E	(4)	1960
Farris, Tom (Wisconsin)	QB	(2)	1946
Feathers, Beattie* (Tennessee)	HB	(4)	1934
Febel, Fritz* (Purdue)	G	(1)	1935
Federovich, John (Davis & Elkins)	T	(2)	1941
Feichtinger, Andy*	E	(2)	1920
Fencik, Gary (Yale)	S	(12)	1976
Fenimore, Bob (Oklahoma A&M)	HB	(1)	1947
Ferguson, JB	T	(1)	1932
Ferguson, Jim (South Carolina)	C/LB	(1)	1969
Fetz, Gus*	FB	(1)	1923
Figner, George (Colorado)	HB	(1)	1953
Finzer, Dave (DePauw)	P	(1)	1984
Fisher, Bob (SMU)	TE	(2)	1980
Fisher, Jeff (USC)	CB	(4)	1981
Fitzgerald, Greg (Iowa)	DT	(1)	1987
Flaherty, Pat* (Princeton)	E	(1)	1923
Flanagan, Dick (Ohio State)	G	(2)	1948
Flanagan, Latham (Carnegie Tech)	E	(1)	1931
Fleckenstein, Bill (Iowa)	G	(6)	1925
Floyd, Bobby Jack (TCU)	FB	(1)	1953
Flutie, Doug (Boston College)	QB	(1)	1986
Fontenot, Jerry (Texas A&M)	G	(1)	1989
Ford, Charlie (Houston)	CB	(3)	1971
Fordham, Jim* (Georgia)	FB	(2)	1944
Forrest, Tom (Cincinnati)	G	(1)	1974
Forte, Aldo (Montana)	G	(4)	1939
Fortmann, Dan (Colgate)	G	(8)	1936
Fortunato, Joe (Mississippi State)	LB	(12)	1955
Francis, Sam (Nebraska)	FB	(2)	1937
Franklin, Paul* (Franklin)	E	(5)	1930
Frazier, Leslie (Alcorn State)	CB	(5)	1981
Frederick, Andy (New Mexico)	T	(3)	1983
Frum, Milton (Ohio Wesleyan)	G	(1)	1930
Fuller, Steve (Clemson)	QB	(3)	1984

—G—

Gagnon, Dave (Ferris State)	RB	(1)	1974
Gaines, Wentford (Cincinnati)	CB	(3)	1978
Galimore, Willie* (Florida A&M)	HB	(7)	1957

Gallagher, Dave (Michigan)	DE	(1)	1974
Gallarneau, Hugh (Stanford)	HB	(5)	1941
Garrett, Carl (New Mexico H'lands)	RB	(2)	1973
Garrett, T. (Oklahoma A&M)	C	(2)	1947
Garrett, WD (Mississippi State)	T	(1)	1950
Garvey, A. "Hec" (Notre Dame)	E	(4)	1922
Garvey, Ed* (Notre Dame)	HB	(1)	1925
Gault, Willie (Tennessee)	WR	(5)	1983
Gayle, Shaun (Ohio State)	S	(6)	1984
Gentry, Curtiss (Maryland State)	DB	(3)	1966
Gentry, Dennis (Baylor)	WR	(8)	1982
George, Bill* (Wake Forest)	G/LB	(14)	1952
Gepford, Sid* (Millikin & Bethany)	B	(1)	1920
Gersbach, Carl (West Chester St.)	LB	(1)	1975
Geyer, Bill (Colgate)	HB	(3)	1942
Gibson, Abe (Purdue)	G	(2)	1958
Gilliam, John (South Carolina St.)	WR	(1)	1977
Glasgow, Brian (N Illinois)	TE	(1)	1987
Glenn, Bill (E. Illinois)	QB	(2)	1941
Glueck, Larry (Villanova)	B	(3)	1963
Goebel, Paul (Michigan)	E	(1)	1925
Goodnight, Owen* (Hardin-Sims)	QB	(1)	1946
Gordon, Dick (Michigan State)	HB	(7)	1965
Gordon, Lou* (Illinois)	T	(1)	1938
Gorgal, Ken (Purdue)	HB	(2)	1955
Grabowski, Jim (Illinois)	RB	(1)	1971
Graham, Conrad (Tennessee)	DB	(1)	1973
Grandberry, Ken (Wash. St.)	RB	(1)	1974
Grange, Garland "Gardie" (Illinois)	E	(3)	1929
Grange, Harold "Red" (Illinois)	HB	(8)	1925
Green, Bobby Joe (Florida)	P	(12)	1962
Green, Mark (Notre Dame)	RB	(1)	1989
Greenwood, Glen* (Iowa)	HB	(1)	1924
Grim, Bob (Oregon State)	WR	(1)	1975
Grosvenor, George (Colorado)	HB	(2)	1935
Grygo, Al* (South Carolina)	HB	(2)	1944
Gudauskas, Pete (Murray State)	G	(2)	1943
Gulyanics, George* (Ellisville JC)	HB	(6)	1947
Gunn, Jimmy (USC)	LB	(6)	1970
Gunner, Harry (Oregon State)	DE	(1)	1970

—H—

Haddon, Aldous (Wash. & Jeff.)	B	(1)	1928
Haines, Kris (Notre Dame)	WR	(3)	1979
Halas, George* (Illinois)	E	(10)	1920
Hale, Dave (Ottawa)	DE	(3)	1969
Haluska, Jim (Wisconsin)	HB	(1)	1956
Hamity, Lewis (Chicago)	HB	(1)	1941
Hamlin, Gene (Western Michigan)	C	(1)	1971
Hammond, Henry (Southwestern)	E	(1)	1937
Hampton, Dan (Arkansas)	DE	(11)	1979
Hanke, Carl* (Minnesota)	G	(1)	1922
Hanny, Frank* (Indiana)	E	(5)	1922
Hansen, Clifford (Luther)	HB	(1)	1933
Hansen, Wayne* (Texas Western)	C	(10)	1950
Harbaugh, Jim (Michigan)	QB	(3)	1987
Hardy, Cliff (Michigan State)	CB	(1)	1971
Harley, Charles Chic* (Ohio State)	RB	(1)	1921
Harper, LaSalle (Arkansas)	LB	(1)	1989
Harper, Roland (Louisiana Tech)	RB	(8)	1975
Harris, Al (Arizona State)	DE	(9)	1979
Harris, Chuck (West Virginia)	T	(1)	1987
Harris, Frank (NC State)	RB	(1)	1987

Harris, Richard (Grambling)	DE	(2)	1974
Harrison, Jim (Missouri)	RB	(4)	1971
Hart, Tommy (Morris Brown)	DE	(2)	1978
Hartenstine, Mike (Penn State)	DE	(12)	1975
Hartman, Fred (Rice)	T	(1)	1947
Hartnett, Perry (SMU)	G	(2)	1982
Haselrig, Clint (Michigan)	WR	(1)	1974
Hatley, John (Sul Ross)	G	(1)	1953
Hazelton, Major (Florida A&M)	DB	(2)	1968
Healey, Ed* (Dartmouth)	T	(6)	1922
Healy, Don (Maryland)	G	(2)	1958
Heardon, Tom* (Notre Dame)	QB	(1)	1929
Heileman, Charles* (Iowa State)	E	(1)	1939
Heimuli, Lakei (BYU)	RB	(1)	1987
Helwig, John (Notre Dame)	G	(4)	1953
Hempel, Bill (Carroll)	T	(1)	1942
Henderson, Reuben (San Diego St.)	CB	(2)	1981
Hensley, Dick (Kentucky)	E	(1)	1953
Herron, Bruce (New Mexico)	LB	(5)	1978
Hester, Jim (North Dakota)	TE	(1)	1970
Hewitt, Bill* (Michigan)	E	(5)	1932
Hibbs, Jesse (USC)	T	(1)	1931
Hicks, Tom (Illinois)	LB	(5)	1976
High, Lennie	HB	(1)	1920
Hilgenberg, Jay (Iowa)	C	(9)	1981
Hill, Harlon (Florence St. Tchrs)	E	(8)	1954
Hill, Ike (Catawba)	WR	(2)	1973
Hintz, Mike (Wis-Platteville)	DB	(1)	1987
Hoban, Mike (Michigan)	G	(1)	1974
Hobscheid, Fred* (Chicago)	G	(1)	1927
Hodgins, Norm (LSU)	S	(1)	1974
Hoffman, Jack (Xavier)	E	(5)	1952
Hoffman, John (Hawaii)	DE	(1)	1971
Hoffman, John* (Arkansas)	E	(8)	1949
Hohensee, Mike (Minnesota)	QB	(1)	1987
Hoke, Jonathan (Ball State)	CB	(1)	1980
Holloway, Glen (N Texas State)	G	(4)	1970
Holman, Willie (South Carolina St.)	DE	(6)	1968
Holmer, Walter* (Northwestern)	FB	(2)	1929
Holovak, Mike (Boston College)	FB	(2)	1947
Hoptowit, Al (Washington State)	T	(5)	1941
Horton, Larry (Iowa)	DT	(2)	1972
Howley, Charles (West Virginia)	C	(2)	1958
Hrivnak, Gary (Purdue)	DT	(4)	1973
Huarte, John (Notre Dame)	QB	(1)	1972
Huff, Gary (Florida State)	QB	(4)	1973
Huffine, Ken* (Purdue)	FB	(1)	1921
Hugasian, Harry (Stanford)	HB	(1)	1955
Hughes, Bernard* (Oregon)	C	(1)	1941
Hughes, Billy* (Texas)	C	(2)	1940
Hull, Mike (USC)	FB	(3)	1968
Hultz, Don (Southern Miss.)	DT	(1)	1974
Humphries, Stefan (Michigan)	G	(3)	1984
Hunsinger, Chuck (Florida)	HB	(3)	1950
Hunt, Jackie (Marshall)	HB	(1)	1945
Hurst, William (Oregon)	G	(1)	1924
Hutchison, Anthony (Texas Tech)	RB	(2)	1983
Huther, Bruce (New Hampshire)	LB	(1)	1982
Hyche, Steve (Livingston)	LB	(1)	1989
Hyland, Bob (Boston College)	C	(1)	1970



Ingwersen, Burt* (Illinois)	G	(2)	1920
Ippolito, Anthony* (Purdue)	G	(1)	1943



Jackson, Bobby (Alabama)	HB	(1)	1961
Jackson, Noah (Tampa)	G	(9)	1975
Jackson, Randy (Florida)	T	(8)	1967
Jackson, Vestee (Washington)	CB	(4)	1986
Jagade, Chick* (Indiana)	FB	(2)	1954
James, Dan (Ohio)	T	(1)	1967
Janata, John (Illinois)	T	(1)	1983
Janet, Ernie (Washington)	G	(3)	1972
January, Mike (Texas)	LB	(1)	1987
Jarmoluk, Mike (Temple)	T	(2)	1946
Jecha, Ralph (Northwestern)	G	(1)	1955
Jeffries, Eric (Texas)	CB	(1)	1987
Jencks, Robert (Miami, OH)	E	(2)	1963
Jensvold, Leo* (Iowa)	QB	(1)	1931
Jeter, Bob (Iowa)	CB	(3)	1971
Jeter, Perry (California Poly Tech)	RB	(2)	1956
Jewett, Bob (Michigan State)	E	(1)	1958
Jiggetts, Dan (Harvard)	T	(7)	1976
Joesting, Herb* (Minnesota)	FB	(2)	1931
Johnson, Albert (Kentucky)	FB	(1)	1938
Johnson, Bill* (SMU)	G	(2)	1946
Johnson, Greg (Florida State)	DT	(1)	1977
Johnson, Jack (Miami)	B	(3)	1957
Johnson, John (Indiana)	T	(6)	1963
Johnson, Leo (Milikin)	HB	(1)	1920
Johnson, OG	FB	(1)	1924
Johnson, Pete (VMI)	B	(1)	1959
Johnson, Troy (Oklahoma)	LB	(2)	1988
Johnson, Will (NE Louisiana)	LB	(1)	1987
Johnsos, Luke* (Northwestern)	E	(9)	1929
Jones, Bob (San Diego State)	E	(1)	1967
Jones, Dante (Oklahoma)	LB	(2)	1988
Jones, Edgar (Pittsburgh)	HB	(1)	1945
Jones, Jerry* (Notre Dame)	G	(2)	1920
Jones, Jimmy (Wisconsin)	E	(3)	1965
Jones, Stan (Maryland)	T	(12)	1954
Jordan, Donald (Houston)	RB	(1)	1984
Juenger, Dave (Ohio U.)	WR	(1)	1973



Karr, William* (West Virginia)	E	(6)	1933
Karras, Ted (Indiana)	G	(5)	1960
Karwales, Jack (Michigan)	E	(2)	1946
Kassel, Chuck* (Illinois)	E	(1)	1927
Kavanaugh, Ken (LSU)	E	(8)	1940
Kawal, Ed* (Illinois)	C	(6)	1931
Keane, Jim (Iowa)	E	(6)	1946
Keefe, Jerry* (Notre Dame)	G	(6)	1946
Kelly, Elmo (Wichita U.)	E	(1)	1944
Kelly, Jim (Tennessee State)	TE	(1)	1974
Kendricks, Jim (Texas A&M)	T	(1)	1924
Kerasiotis, Nick (St. Ambrose)	G	(3)	1942
Keys, Tyrone (Mississippi St.)	DE	(3)	1983
Kiesling, Walter* (St. Thomas)	G	(1)	1934
Kilcullen, Bob (Texas Tech)	T	(8)	1957
Kilgore, Jon (Auburn)	P	(1)	1968
Kindt, Don (Wisconsin)	HB	(9)	1947
Kindt, Don Jr. (Wis-LaCrosse)	TE	(1)	1987
King, Ralph (Chicago)	T	(1)	1925
Kinney, Steve (Utah State)	T	(2)	1973
Kirk, Ken (Mississippi)	C	(1)	1960
Kissell, Adolph (Boston College)	FB	(1)	1942

Klawitter, Dick* (S. Dakota State)	C	(2)	1956
Klein, Dick (Iowa)	T	(2)	1958
Knapczyk, Ken (Northern Iowa)	WR	(1)	1987
Knopp, Oscar* (Illinois)	FB	(6)	1923
Knox, Bill (Purdue)	DB	(3)	1974
Knox, Ron (UCLA)	QB	(1)	1957
Koehler, Robert* (Northwestern)	FB	(2)	1920
Kolman, Ed* (Northwestern)	FB	(2)	1920
Konovsky, Bob* (Wisconsin)	G	(1)	1960
Kopcha, Joe* (Chattanooga)	G	(5)	1929
Kortas, Kenneth (Louisville)	T	(1)	1969
Kosins, Gary (Dayton)	RB	(3)	1972
Kozlowski, Glen (BYU)	WR	(3)	1987
Kreamcheck, John (Wm. & Mary)	T	(3)	1953
Kreitling, Rich (Illinois)	E	(1)	1964
Kreiwald, Doug (West Texas State)	G	(2)	1967
Krenk, Mitch (Nebraska)	TE	(1)	1984
Krumm, Todd (Michigan State)	S	(1)	1988
Kuechenberg, Rudy (Indiana)	LB	(3)	1967
Kunz, Lee (Nebraska)	LB	(3)	1979
Kurek, Ralph (Wisconsin)	FB	(6)	1965

—L—

LaFleur, Joe* (Marquette)	FB	(3)	1922
LaForest, W.	FB	(1)	1920
Lahar, Harold (Oklahoma)	G	(2)	1941
Lamb, Walter (Oklahoma)	E	(1)	1946
Landry, Greg (Massachusetts)	QB	(1)	1984
Lanum, R. "Jake" (Ill & Millikin)	QB	(5)	1920
Larson, Fred* (Notre Dame)	C	(1)	1922
Lashar, Tim (Oklahoma)	K	(1)	1987
Lasker, Greg (Arkansas)	S	(1)	1988
Latta, Greg (Morgan State)	TE	(6)	1975
Lawler, Allen (Texas)	HB	(1)	1948
Lawson, Roger (W. Michigan)	RB	(2)	1972
Layne, Bobby (Texas)	QB	(1)	1948
Leahy, Bernie (Notre Dame)	HB	(1)	1932
Leclerc, Roger (Trinity)	K/LB	(7)	1960
Lee, Buddy (LSU)	QB	(1)	1971
Lee, Herman (Florida A&M)	T	(9)	1958
Leeuwenburg, Rich (Stanford)	T	(1)	1965
Leggett, Earl (LSU)	T	(10)	1957
Lemon, Clifford* (Centre)	T	(1)	1926
Leonard, James (Colgate)	T	(1)	1924
Lesane, James (Virginia)	HB	(2)	1952
Lick, Dennis (Wisconsin)	T	(6)	1976
Line, Bill (SMU)	DT	(1)	1972
Lintzenich, Joseph* (St. Louis)	FB	(2)	1930
Lipscomb, Paul* (Tennessee)	T	(1)	1954
Lisch, Rusty (Notre Dame)	QB	(1)	1984
Livers, Virgil (W. Kentucky)	CB	(5)	1975
Livingston, Andy (Phoenix JC)	B	(2)	1964
Logan, James (Indiana)	G	(2)	1942
Long, Harvey (Detroit)	T	(1)	1929
Long, Johnny* (Colgate)	QB	(2)	1944
Lowe, Lloyd (North Texas State)	HB	(2)	1953
Luckman, Sid (Columbia)	QB	(12)	1939
Lujack, Johnny (Notre Dame)	QB	(4)	1948
Lusby, Vaughn (Arkansas)	CB	(1)	1980
Lyle, Gary (G. Washington)	CB	(7)	1968
Lyman, Roy "Link" (Nebraska)	T	(9)	1926
Lynch, Lorenzo (Cal St.-Sac.)	DB	(3)	1987
Lyon, George (Kansas State)	T	(1)	1929

—M—

MacLeod, Robert (Dartmouth)	HB	(2)	1939
Macon, Ed (College of Pacific)	HB	(2)	1952
MacWherter, Kile* (Bethany)	FB	(1)	1920
Magnini, Dante (St. Mary's)	HB	(4)	1942
Maillard, Ralph (Creighton)	T	(1)	1929
Malone, Charles (Texas A&M)	E	(1)	1933
Manders, Jack* (Minnesota)	HB	(8)	1933
Maness, James (TCU)	WR	(1)	1985
Maniaci, Joe (Fordham)	RB	(4)	1938
Manning, Pete (Wake Forest)	E	(2)	1960
Manske, Edgar (Northwestern)	E	(4)	1937
Marconi, Joe (West Virginia)	FB	(5)	1962
Margarita, Bob (Brown)	HB	(3)	1944
Margerum, Ken (Stanford)	WR	(4)	1981
Marshall, Wilber (Florida)	LB	(4)	1984
Martin, Bill (Georgia Tech)	E	(2)	1964
Martin, Billy* (Minnesota)	HB	(3)	1962
Martin, Dave (Notre Dame)	LB	(1)	1969
Martin, Frank (Alabama)	HB	(1)	1941
Martynovich, P. (College of Pacific)	G	(1)	1940
Maslowski, Matt (San Diego U.)	WR	(1)	1972
Mass, Wayne (Clemson)	OT	(3)	1968
Masters, Bob* (Baylor)	FB	(2)	1943
Masterson, Bernie* (Nebraska)	QB	(7)	1934
Masterson, Forest (Iowa)	C	(1)	1945
Mastrogany, Gus (Iowa)	E	(1)	1931
Matheson, Jack (W. Michigan)	E	(1)	1947
Mattson, Riley (Oregon)	T	(1)	1965
Matuza, Al (Georgetown)	C	(4)	1941
May, Chester*	G	(1)	1920
May, Walter O. "Red"	G	(1)	1920
Mayes, Rufus (Ohio State)	T	(1)	1969
Maznicki, F. (Boston College)	HB	(2)	1942
McAfee, George (Duke)	HB	(8)	1940
McClendon, Willie (Georgia)	RB	(4)	1979
McColl, Bill (Stanford)	E	(8)	1952
McCray, Bruce (W. Illinois)	CB	(1)	1987
McDonald, Lester* (Nebraska)	E	(3)	1937
McElwain, Bill (Northwestern)	HB	(1)	1925
McEnulty, Doug (Wichita)	FB	(2)	1943
McGee, Tony (Bishop College)	DE	(3)	1971
McInerney, Sean (Frostburg State)	DT	(1)	1987
McKinnely, Phil (UCLA)	T	(1)	1982
McKinney, Bill (West Texas)	LB	(1)	1972
McKinnon, Dennis (Florida State)	WR	(6)	1983
McLean, Ray* (St. Anselms)	HB	(8)	1940
McMahon, Jim (BYU)	QB	(7)	1982
McMichael, Steve (Texas)	DT	(9)	1981
McMillen, Jim (Illinois)	G	(6)	1924
McMullen, Daniel* (Nebraska)	G	(2)	1930
McPherson, Forrest (Nebraska)	G	(1)	1935
McRae, Bennie (Michigan)	HB	(9)	1962
McRae, Franklin (Tenn. State)	DT	(1)	1967
Meadows, Ed* (Duke)	E	(3)	1954
Mellekas, John (Arizona)	T	(5)	1956
Merkel, Monte (Kansas)	G	(2)	1942
Merrill, Mark (Minnesota)	LB	(1)	1979
Meyers, Denny* (Iowa)	T	(1)	1931
Meyers, Jerry (N. Illinois)	DE-DT	(4)	1976
Michaels, Edward* (Villanova)	G	(1)	1935
Mihal, Joe* (Purdue)	T	(2)	1940
Miller, Charles "Ookie" (Purdue)	C	(6)	1932

Miller, Milford (Chadron)	T	(1)	1932
Milner, Bill (Duke)	G	(3)	1947
Milton, Eldridge (Clemson)	LB	(1)	1987
Minini, Frank (San Jose State)	HB	(3)	1947
Mintum, John F. "Jack"	C	(2)	1921
Mitchell, Charley (Tulsa)	HB	(1)	1945
Mohardt, John* (Notre Dame)	HB	(1)	1925
Molesworth, Keith* (Monmouth)	HB	(7)	1931
Montgomery, Randy (Weber State)	CB	(1)	1974
Montgomery, Ross (TCU)	FB	(2)	1969
Mooney, Jim* (Georgetown)	E	(1)	1935
Mooney, Tip* (Abilene Christian)	HB	(3)	1944
Moore, Albert (Northwestern)	QB	(1)	1932
Moore, Jerry (Arkansas)	S	(2)	1971
Moore, Joe (Missouri)	RB	(2)	1971
Moore, McNeil (Sam Houston)	HB	(3)	1954
Moore, Rocco (Western Michigan)	G	(1)	1980
Moorehead, Emery (Colorado)	TE	(8)	1981
Morgan, Mike (Wisconsin)	RB	(1)	1978
Morris, Francis (Boston U.)	HB	(1)	1942
Morris, Johnny (Santa Barbara)	FL	(10)	1958
Morris, Jon (Holy Cross)	C	(1)	1978
Morris, Larry (Georgia Tech)	LB	(7)	1959
Morris, Ray (UTEP)	LB	(1)	1987
Morris, Ron (SMU)	WR	(3)	1987
Morrison, Fred (Ohio State)	FB	(4)	1950
Morrissey, Jim (Michigan State) ...	LB	(5)	1985
Morton, John (Missouri)	HB	(1)	1945
Moser, Robert (Pacific)	C	(3)	1951
Mosley, Anthony (Fresno State)	RB	(1)	1987
Mosley, Henry (Morris Brown)	HB	(1)	1955
Mucha, Charles (Washington)	G	(1)	1955
Mucha, Rudy (Washington)	G	(2)	1945
Muckensrum, Jerry (Arkansas St.)	LB	(7)	1976
Mudd, Howard (Hillsdale)	G	(2)	1969
Mullen, Verne* (Illinois)	E	(3)	1923
Mullins, Don R. (Houston)	HB	(2)	1961
Mullins, Noah (Kentucky)	HB	(4)	1946
Mundee, Fred (Notre Dame)	C	(3)	1943
Murray, Richard* (Marquette)	T	(1)	1924
Murry, Don* (Wisconsin)	T	(8)	1924
Musso, George (Millikin)	G	(12)	1933
Musso, Johnny (Alabama)	RB	(3)	1975
Muster, Brad (Stanford)	FB	(2)	1988

—N—

Nagurski, Bronko* (Minnesota)	FB	(9)	1930
Neacy, Clement* (Colgate)	E	(1)	1927
Neal, Dan (Kentucky)	C	(9)	1975
Neal, Ed (LSU)	G	(1)	1951
Neck, Tommy (LSU)	HB	(2)	1962
Negus, Fred (Wisconsin)	C	(1)	1950
Neider, John (Louisville)	LB	(1)	1970
Nelson, Everett (Illinois)	T	(1)	1929
Nesbitt, Dick* (Drake)	HB	(4)	1930
Newcombe, Billy (Grambling)	DE	(1)	1977
Newton, Bob (Nebraska)	G	(5)	1971
Nickla, Ed (Maryland)	G	(1)	1959
Nielsen, Hans (Michigan State)	K	(1)	1981
Nix, Kent (TCU)	QB	(2)	1970
Nolting, Ray (Cincinnati)	HB	(9)	1936
Norberg, Hank (Stanford)	E	(1)	1948
Nordquist, Mark (Pacific)	G-C	(2)	1975
Nori, Reino* (DeKalb)	HB	(1)	1938

Norman, Dick (Stanford)	QB	(2)	1961
Norman, Tim (Illinois)	G	(1)	1983
Norris, Jon (American Int'l.)	DE	(1)	1987
Norvell, Jay (Iowa)	LB	(1)	1987
Novoselsky, Brent (Penn)	TE	(1)	1988
Nowaskey, Bob* (G Washington)	E	(3)	1940

—O—

O'Bradovich, Ed (Illinois)	E	(10)	1962
O'Connell, JF* (Penn State)	C	(1)	1924
O'Connell, Tom (Illinois)	QB	(1)	1953
O'Quinn, John (Wake Forest)	E	(2)	1950
O'Rourke, Charles (Boston College)	QB	(1)	1942
Oech, Verne (Minnesota)	G	(1)	1936
Oelrich, John* (St. Ambrose)	HB	(1)	1938
Ogden, Ray (Alabama)	TE	(3)	1969
Oliver, Jack (Memphis State)	T	(1)	1987
Ortego, Keith (McNeese State) ...	WR	(3)	1985
Osborne, Jim (Southern)	DT	(13)	1972
Osmanski, Bill (Holy Cross)	FB	(7)	1939
Osmanski, Joe (Holy Cross)	FB	(4)	1946

—P—

Pagac, Fred (Ohio State)	TE	(1)	1974
Page, Alan (Notre Dame)	DT	(4)	1978
Parsons, Bob (Penn State)	P-TE	(11)	1972
Patterson, Billy (Baylor)	QB	(1)	1939
Paul, Markus (Syracuse)	S	(1)	1989
Pauley, Frank Don (Wash. & Jeff.)	T	(1)	1930
Payton, Sean (E Illinois)	QB	(1)	1987
Payton, Walter (Jackson State)	RB	(13)	1975
Pearce, W. "Pard" (Penn.)	QB	(3)	1920
Pearson, Madison* (Kansas)	C	(6)	1929
Pederson, Jim (Augsburg)	HB	(1)	1932
Peiffer, Dan (SE Missouri State)	C	(3)	1975
Percival, Mac (Texas Tech)	K	(7)	1967
Perez, Peter (Illinois)	G	(1)	1945
Perina, Bob (Princeton)	HB	(2)	1949
Perini, Pete (Ohio State)	FB	(2)	1954
Perkins, Don (Plattsville)	FB	(2)	1945
Perrin, Lonnie (Illinois)	RB	(1)	1979
Perry, William (Clemson)	DT	(5)	1985
Petitbon, Richie (Tulane)	HB	(10)	1959
Petty, John* (Purdue)	FB	(1)	1942
Petty, Ross* (Illinois)	G	(1)	1920
Phillips, Loyd (Arkansas)	DE	(3)	1967
Phillips, Reggie (SMU)	CB	(3)	1985
Phipps, Mike (Purdue)	QB	(5)	1977
Piccolo, Brian* (Wake Forest)	RB	(4)	1966
Pickens, Bob (Nebraska)	T	(2)	1967
Pickering, Clay (Maine)	WR	(1)	1986
Pifferini, Bob (UCLA)	LB	(4)	1972
Pinder, Cyril (Illinois)	RB	(2)	1971
Plank, Doug (Ohio State)	S	(8)	1975
Plasman, Dick* (Vanderbilt)	E	(6)	1937
Podmajersky, Paul (Illinois)	G	(1)	1944
Polisky, John* (Notre Dame)	G	(1)	1929
Pollock, Bill (Penn. Military Acad.)	HB	(2)	1935
Pool, Hampton (Stanford)	E	(4)	1940
Potter, Kevin (Missouri)	S	(2)	1983
Preston, Pat (Wake Forest)	G	(4)	1946
Pride, Dan (Jackson State)	LB	(2)	1968
Proctor, Rex (Rice)	HB	(1)	1953

Pruitt, Mickey (Colorado)	LB	(2)	1988
Purnell, James (Wisconsin)	LB	(5)	1964
Pyle, Mike (Yale)	C	(9)	1961

—R—

Rabold, Mike* (Indiana)	G	(3)	1964
Rains, Dan (Cincinnati)	LB	(4)	1982
Rakestraw, Larry (Georgia)	QB	(4)	1964
Ramsey, Frank (Oregon State)	G	(1)	1945
Rather, Bo (Michigan)	WR	(5)	1974
Reader, Russ (Michigan State)	HB	(1)	1947
Reese, Lloyd* (Tennessee)	FB	(1)	1946
Reilly, Mike (Iowa)	LB	(5)	1964
Rentle, Caesar (Oklahoma)	T	(1)	1988
Rentner, Ernest Pug* (N'western)	HB	(2)	1936
Reppond, Mike (Arkansas)	WR	(1)	1973
Reynolds, Tom (San Diego State)	WR	(1)	1973
Rice, Andy (Texas Southern)	DT	(2)	1972
Richards, Golden (Hawaii)	WR	(2)	1978
Richards, Ray (Nebraska)	T	(4)	1933
Richardson, Mike (Arizona State)	CB	(6)	1983
Richman, Harry* (Illinois)	G	(1)	1929
Rivera, Ron (California)	LB	(6)	1984
Rivera, Steve (California)	WR	(1)	1977
Rivers, Garland (Michigan)	DB	(1)	1987
Rives, Don (Texas Tech)	LB	(6)	1973
Roberts, Tom (DePaul)	G	(2)	1943
Roberts, Willie (Houston)	CB	(1)	1973
Rodenhauser, Mark (Illinois State)	C	(1)	1987
Roder, Mirro	K	(2)	1973
Roehlk, Jon (Iowa)	G	(1)	1987
Roehnel, William* (Bradley)	G	(2)	1958
Roger, Mel (Florida A&M)	LB	(1)	1977
Roggeman, Tom (Purdue)	G	(2)	1956
Romanik, Steve (Villanova)	QB	(4)	1950
Romney, Milton* (Chicago)	QB	(5)	1925
Ronzani, Gene* (Marquette)	QB	(8)	1933
Roper, John (Texas A&M)	LB	(1)	1989
Rosequist, Ted* (Ohio State)	T	(3)	1934
Rothschild, Doug (Wheaton)	LB	(1)	1987
Roveto, John (SW Louisiana)	K	(2)	1981
Rowden, Larry (Houston)	LB	(1)	1971
Rowell, Eugene (Dubuque)	DT	(1)	1987
Rowland, Brad (McMurry)	HB	(1)	1951
Rowland, Justin (TCU)	HB	(1)	1960
Rubens, Larry (Montana State)	C	(1)	1986
Rupp, Nelson* (Dennison)	QB	(1)	1921
Russell, Reginald (Northwestern)	E	(1)	1928
Ryan, John (Detroit)	T	(1)	1929
Ryan, Rocky (Illinois)	E	(1)	1958
Rydalch, Ron (Utah)	DT	(6)	1975
Ryzewski, Frank* (Notre Dame)	C	(1)	1923
Rykovich, Julie* (Illinois)	HB	(3)	1949

—S—

Sacrinity, Nick (Wake Forest)	QB	(1)	1947
Saldi, Jay (South Carolina)	TE	(2)	1983
Sanders, Thomas (Texas A&M)	RB	(5)	1985
Sanderson, Reggie (Stanford)	RB	(1)	1973
Savoldi, Joe* (Notre Dame)	FB	(1)	1930
Sayers, Gale (Kansas)	HB	(7)	1965
Schiechl, John* (Santa Clara)	C	(2)	1945
Schmidt, Terry (Ball State)	S	(9)	1976

Schreiber, Larry (Tenn. Tech)	RB	(1)	1976
Schroeder, Gene (Virginia)	E	(6)	1951
Schubert, Steve (U Mass.)	WR	(5)	1975
Schuetz, Paul* (Wisconsin)	G	(3)	1930
Schweida, Brian (Kansas)	DE	(1)	1966
Schweidler, Dick (St. Louis)	HB	(3)	1938
Scott, James (Henderson JC)	WR	(7)	1976
Scott, Ralph* (Wisconsin)	T	(5)	1921
Seals, George (Missouri)	G	(7)	1965
Seiberling, Gerald (Drake)	FB	(1)	1932
Senn, Bill* (Knox)	HB	(6)	1926
Serini, Washington (Kentucky)	G	(4)	1948
Sevy, Jeff (California)	T-DE	(4)	1975
Seymour, Jim (Notre Dame)	WR	(3)	1970
Shank, JL	HB	(1)	1920
Shanklin, Ron (N. Texas State)	WR	(2)	1975
Shannon, John (Kentucky)	DT	(2)	1988
Shaw, Glenn (Kentucky)	HB	(1)	1960
Shearer, Brad (Texas)	DT	(3)	1978
Shellog, Alec* (Notre Dame)	T	(1)	1939
Sherman, Saul (Chicago)	QB	(2)	1939
Shipkey, Jerry (UCLA)	FB	(1)	1953
Shoemaker, Hub (Illinois)	G	(2)	1920
Shy, Don (San Diego State)	RB	(3)	1970
Siegal, John (Columbia)	E	(5)	1939
Sigillo, Dom* (Xavier)	T	(2)	1943
Sigmund, Arthur W.	G	(1)	1923
Simmons, David (North Carolina)	LB	(1)	1983
Simmons, J. (Bethune-Cookman)	WR	(1)	1969
Singletary, Mike (Baylor)	LB	(9)	1981
Sisk, John* (Marquette)	HB	(5)	1932
Sisk, Jr., John (Miami)	B	(1)	1964
Skibinski, John (Purdue)	RB	(4)	1978
Smeja, Rudy (Michigan)	E	(2)	1944
Smith, Clarence (Georgia)	E	(1)	1942
Smith, Eugene (Georgia Tech)	G	(1)	1930
Smith, H. Allen* (Mississippi)	E	(2)	1947
Smith, JD (N Carolina A&T)	FB	(1)	1956
Smith, James (Compton JC)	HB	(1)	1961
Smith, Ray Gene (Midwestern)	HB	(4)	1954
Smith, Ron (Wisconsin)	S	(4)	1965
Smith, Russell* (Illinois)	T	(3)	1921
Smith, Sean (Grambling)	DT	(2)	1987
Snyder, Bob (Ohio U.)	QB	(5)	1939
Sorey, Revie (Illinois)	G	(8)	1975
Spivey, Mike (Colorado)	CB	(3)	1977
Sprinkle, Ed (Hardin-Simmons)	E	(12)	1944
Stachowicz, Ray* (Michigan State)	P	(1)	1983
Stahlman, Dick* (DePaul)	T	(1)	1933
Staley, Bill (Utah State)	DT	(2)	1970
Standlee, Norm* (Stanford)	FB	(1)	1941
Stauberg, Gerald (Cincinnati)	G	(1)	1951
Steinbach, Larry* (St. Thomas)	G	(2)	1930
Steinkemper, Bill* (Notre Dame)	T	(2)	1942
Stenn, Paul (Villanova)	G	(4)	1948
Sternaman, Edward* (Illinois)	HB	(11)	1920
Sternaman, Joe (Illinois)	HB	(8)	1922
Steuber, Bob (Missouri)	HB	(2)	1942
Stickle, Walt* (Penn)	T	(4)	1946
Stillwell, Roger (Stanford)	DE-DT	(3)	1975
Stinchcomb, Pete* (Ohio State)	QB	(2)	1921
Stinson, Lemuel (Texas Tech)	CB	(2)	1988
Stoepel, Terry (Tulsa)	G	(1)	1967
Stolfa, Anton* (Luther)	HB	(1)	1939

Stone, Billy (Bradley)	HB	(4)	1951
Stoops, Mike (Iowa)	DS	(1)	1987
Streeter, George (Notre Dame)	DB	(1)	1989
Strickland, Larry* (North Texas)	C	(6)	1954
Sturridge, Dick (DePaul)	HB	(2)	1928
Stydahar, Joe* (West Virginia)	T	(9)	1936
Suhey, Matt (Penn State)	RB	(10)	1980
Sullivan, Frank* (Loyola, NO)	C	(5)	1935
Sumner, Charles (Wm & Mary)	HB	(4)	1955
Sweeney, Jake (Cincinnati)	T	(1)	1944
Swisher, Bob (Northwestern)	HB	(5)	1938
Szymanski, Frank (Notre Dame)	C	(1)	1949

—T—

Tabor, Paul (Oklahoma)	C	(1)	1980
Tackwell, CO* (Kansas State)	E	(3)	1931
Taft, Merrill* (Wisconsin)	FB	(1)	1924
Tate, David (Colorado)	S	(2)	1988
Taylor, Brian (Oregon State)	RB	(1)	1989
Taylor, Clifton (Memphis State)	RB	(1)	1974
Taylor, Joe (N. Carolina A&T)	DB	(8)	1967
Taylor, JR "Tarz" (Ohio State)	G	(2)	1921
Taylor, Ken (Oregon St.)	CB	(1)	1985
Taylor, Lionel (NM Highland Univ.)	E	(1)	1959
Taylor, Roosevelt (Grambling)	DB	(8)	1961
Thayer, Tom (Notre Dame)	G	(5)	1985
Thomas, Bob (Notre Dame)	K	(10)	1975
Thomas, Calvin (Illinois)	FB	(6)	1982
Thomas, Earl (Houston)	WR	(3)	1971
Thompson, Russ (Nebraska)	T	(4)	1936
Thornton, James (Cal St.-F'ton)	TE	(2)	1988
Thrift, Cliff (E Central Oklahoma)	LB	(1)	1985
Thrower, Willie (Michigan State)	QB	(1)	1953
Tom, Mel (San Jose State)	DE	(3)	1973
Tomczak, Mike (Ohio State)	QB	(5)	1985
Torrance, Jack* (LSU)	T	(2)	1939
Trafton, George* (Notre Dame)	C	(13)	1920
Trimble, Steve (Maryland)	DB	(1)	1987
Trost, Milt (Marquette)	T	(5)	1935
Tucker, Bill (Tennessee State)	RB	(1)	1971
Turner, Cecil (California Poly)	FL	(6)	1968
Turner, Clyde (Hardin-Simmons)	C	(12)	1940

—U—

Ulmer, Mike (Doane)	CB	(1)	1980
Usher, Lou* (Syracuse)	T	(1)	1920

—V—

Vactor, Ted (Nebraska)	CB	(1)	1975
Vallez, Emilio (New Mexico)	TE	(2)	1968
Van Horne, Keith (USC)	T	(9)	1981
Van Valkenburg, Pete (BYU)	RB	(1)	1974
Veach, Walter*	HB	(1)	1920
Venturelli, Fred*	T	(1)	1948
Vick, Ernie* (Michigan)	C	(3)	1925
Vick, Richard (Wash. & Jeff.)	QB	(1)	1925
Vodicka, Joe (Lewis Institute)	HB	(3)	1943
Voss, Walter "Tillie" (Detroit)	E	(2)	1927
Vucinich, Milt (Stanford)	G	(1)	1945

—W—

Waddle, Tom (Boston College)	WR	(1)	1989
--	-----------	------------	-------------

Wade, Charles (Tennessee St.)	WR	(1)	1974
Wade, William (Vanderbilt)	QB	(6)	1961
Waechter, Henry (Nebraska)	DE	(4)	1982
Wager, Clinton (St. Mary's)	E	(2)	1942
Wagner, Bryan (Cal St.-Northridge) ...	P	(2)	1987
Wallace, Bob (UTEP)	E	(5)	1968
Wallace, John (Notre Dame)	E	(1)	1928
Wallace, Stan (Illinois)	HB	(4)	1954
Walquist, Laurie* (Illinois)	QB	(10)	1922
Walterscheid, Len (S Utah)	S	(6)	1977
Ward, John (Oklahoma State)	C-G	(1)	1976
Washington, Harry (Colorado St.) ...	WR	(1)	1979
Watkins, Bobby (Ohio State)	HB	(3)	1955
Watts, Rickey (Tulsa)	WR	(5)	1979
Weatherly, Gerald (Rice)	C	(3)	1950
Wetoska, Bob (Notre Dame)	T	(10)	1960
Wetzel, Damon (Ohio State)	HB	(1)	1935
Wheeler, Ted (W Texas State)	G	(1)	1970
Wheeler, Wayne (Alabama)	WR	(1)	1974
White, Lawrence (Dana)	WR	(1)	1987
White, Roy (Valparaiso)	FB	(5)	1923
White, Wilford (Arizona State)	HB	(2)	1951
Whitman, SJ (Tulsa)	HB	(2)	1953
Whitsell, Dave (Indiana)	DB	(6)	1961
Whittenton, Jesse (West Texas)	HB	(1)	1958
Wightkin, Bill (Notre Dame)	DE	(8)	1950
Williams, Bob (Notre Dame)	QB	(3)	1951
Williams, Brooks (N Carolina)	TE	(2)	1981
Williams, Broughton (Florida)	T	(1)	1947
Williams, Dave (Colorado)	RB	(3)	1979
Williams, Fred (Arkansas)	T	(12)	1952
Williams, Jeff (Rhode Island)	G	(1)	1982
Williams, Oliver (Illinois)	WR	(1)	1983
Williams, Perry (Purdue)	RB	(1)	1974
Williams, Walt (New Mexico State) ...	CB	(2)	1982
Wilson, George* (Northwestern)	E	(11)	1937
Wilson, Nemiah (Grambling)	CB	(1)	1975
Wilson, Otis (Louisville)	LB	(8)	1980
Wojciechowski, John (Mich. St.)	T	(3)	1987
Wolden, Allan (Bemidji State)	RB	(1)	1987
Woods, Tony (Oklahoma)	DT	(1)	1989
Woolford, Donnell (Clemson)	CB	(1)	1989
Wright, Steve (Alabama)	T	(1)	1971
Wrightman, Tim (UCLA)	TE	(2)	1985
Wynne, Elmer* (Notre Dame)	FB	(1)	1928

—Y—

Youmans, Maury (Syracuse)	T	(4)	1960
Young, Adrian (USC)	LB	(1)	1973
Young, Randolph* (Milliken)	T	(1)	1920
Youngblood, George (LSU)	S	(1)	1969
Yourist, Abe	E	(1)	1923

—Z—

Zanders, Emanuel (Jackson State)	G	(1)	1981
Zarnas, Gust (Ohio State)	G	(1)	1938
Zawatson, Dave (California)	T	(1)	1989
Zeller, Joe (Indiana)	G	(1)	1938
Zizak, Vince* (Villanova)	G	(1)	1934
Zorich, George* (Northwestern)	G	(3)	1944
Zucco, Vic (Michigan State)	HB	(3)	1957

BEARS ALL-TIME RESULTS

1920 (10-1-2, .909)

George S. Halas, Ed Sternaman — Coaches			
	Bears	Opp	
O 3 Moline Indians	W	20	0
O 10 Kewanee	W	25	7
O 17 @ Rock Island Indep	W	7	0
O 24 @ Chicago Tigers	W	10	0
O 31 @ Rockford	W	29	0
N 7 @ Rock Island Indep	T	0	0
N 11 @ Champaign	W	20	0
N 14 @ Minneapolis Marines	W	3	0
N 21 Hammond Pros	W	28	7
N 25 @ Chicago Tigers	W	6	0
N 28 @ Chicago Cardinals	L	6	7
D 5 @ Chicago Cardinals	W	10	0
D 12 Akron Indians	T	0	0
	164	21	

1921 (10-1-1, .909)

George S. Halas, Ed Sternaman — Coaches			
	Bears	Opp	
O 2 Waukegan	W	35	0
O 10 Rock Island Indep	W	14	10
O 16 Rochester Jeffersons	W	16	13
O 23 Dayton Triangles	W	7	0
N 6 Detroit Tigers	W	20	9
N 13 Rock Island Indep	W	3	0
N 20 Cleveland Indians	W	22	7
N 24 Buffalo All-Americans	L	6	7
N 27 Green Bay Packers	W	20	0
D 4 Buffalo All-Americans	W	10	7
D 11 Canton Bulldogs	W	10	0
D 18 Chicago Cardinals	T	0	0
	163	53	

1922 (9-3, .750)

George S. Halas, Ed Sternaman — Coaches			
	Bears	Opp	
O 1 Racine Legion	W	6	0
O 8 @ Rock Island Indep	W	10	6
O 15 Rochester Jeffersons	W	7	0
O 22 Buffalo All-Americans	W	7	0
O 29 Canton Bulldogs	L	6	7
N 5 Dayton Triangles	W	9	0
N 12 Dorang Indians	W	33	6
N 19 Rock Island Indep	W	3	0
N 26 Akron Pros	W	20	10
N 30 @ Chicago Cardinals	L	0	6
D 3 Toledo Maroons	W	22	0
D 10 @ Chicago Cardinals	L	0	9
	123	44	

1923 (9-2-1, .818)

George S. Halas, Ed Sternaman — Coaches			
	Bears	Opp	
S 30 @ Rock Island Indep	L	0	3
O 7 @ Racine Legion	W	3	0
O 14 @ Green Bay Packers	W	3	0
O 21 Canton Bulldogs	L	0	6
O 28 Buffalo All-Americans	W	18	3
N 4 Dorang Indians	W	26	0
N 11 Akron Pros	W	20	6
N 18 Rock Island Indep	W	7	3
N 25 Hammond Pros	W	14	7
N 29 Chicago Cardinals	W	3	0
D 9 Rock Island Indep	W	29	7
D 16 Milwaukee Badgers	T	7	7
	130	42	

1924 (6-1-4, .857)

George S. Halas, Ed Sternaman — Coaches			
	Bears	Opp	
S 28 @ Rock Island Indep	T	0	0
O 5 @ Cleveland Bulldogs	L	14	16
O 12 Racine Legion	T	10	10
O 19 Chicago Cardinals	W	6	0
O 26 Frankford Yefjackets	W	33	3
N 2 Rock Island Indep	T	3	3
N 9 Columbus Tigers	W	12	6
N 16 Racine Legion	T	3	3
N 23 Green Bay Packers	W	3	0
N 27 @ Chicago Cardinals	W	21	0
N 30 Milwaukee Badgers	W	31	14
	136	55	

1925 (9-5-3, .643)

George S. Halas, Ed Sternaman — Coaches			
	Bears	Opp	
S 20 @ Rock Island Indep	L	0	0
S 27 @ Green Bay Packers	L	10	14
O 4 Detroit Panthers	T	0	0
O 11 Hammond Pros	W	28	7
O 18 Cleveland Bulldogs	W	7	0
O 25 @ Chicago Cardinals	T	0	9
N 1 Rock Island Indep	W	6	0
N 3 Frankford Yefjackets	W	19	0
N 15 Detroit Panthers	W	14	0
N 22 Green Bay Packers	W	21	0
N 26 Chicago Cardinals	T	0	0
N 29 Columbus Tigers	W	14	13
D 5 @ Frankford Yefjackets	W	14	7
D 6 @ New York Giants	W	19	7
D 9 @ Providence Ste. Rol	L	6	9
D 12 @ Detroit Panthers	L	0	21
D 13 New York Giants	L	0	9
	158	96	

1926 (12-1-3, .923)

George S. Halas, Ed Sternaman — Coaches			
	Bears	Opp	
S 19 @ Milwaukee Badgers	W	10	7
S 26 @ Green Bay Packers	T	6	6
O 3 @ Detroit Panthers	W	10	7
O 10 New York Giants	W	7	0
O 17 Chicago Cardinals	W	16	0
O 24 Duluth Eskimos	W	24	6
O 31 Akron Indians	W	17	0
N 7 Louisville Colonels	W	34	0
N 11 @ Chicago Cardinals	W	10	0
N 13 Milwaukee Badgers	W	10	7
N 21 Green Bay Packers	W	19	13
N 25 Chicago Cardinals	T	0	0
N 28 Canton Bulldogs	W	35	0
D 3 @ Frankford Yefjackets	L	6	7
D 12 Portsmouth Spartans	W	9	7
D 19 Green Bay Packers	T	3	3
	216	63	

1927 (9-3-2, .750)

George S. Halas, Ed Sternaman — Coaches			
	Bears	Opp	
S 25 @ Chicago Cardinals	W	9	0
O 2 @ Green Bay Packers	W	7	6
O 16 New York Yankees	W	12	0

O 23 Cleveland Bulldogs	W	14	12
O 30 Dayton Triangles	W	14	6
N 6 Providence Ste. Rol	T	0	0
N 8 @ New York Yankees	L	6	26
N 13 Pottsville Maroons	W	30	12
N 20 Green Bay Packers	W	14	6
N 24 Chicago Cardinals	L	0	3
N 27 @ New York Giants	L	7	13
D 3 @ Frankford Yefjackets	T	0	0
D 4 Frankford Yefjackets	W	9	0
D 11 Duluth Eskimos	W	27	0
	149	84	

1928 (7-5-1, .636)

George S. Halas, Ed Sternaman — Coaches			
	Bears	Opp	
S 23 @ Chicago Cardinals	W	15	0
S 30 @ Green Bay Packers	T	12	12
O 14 New York Giants	W	13	0
O 21 Green Bay Packers	L	6	16
O 28 Detroit Wolverines	L	0	6
N 4 New York Yankees	W	27	0
N 11 Dayton Triangles	W	27	0
N 18 Pottsville Maroons	W	13	6
N 25 Detroit Wolverines	L	7	14
N 29 Chicago Cardinals	W	34	0
D 2 Frankford Yefjackets	W	28	6
D 9 Green Bay Packers	L	0	6
D 15 @ Frankford Yefjackets	L	0	19
	182	85	

1929 (4-9-2, .308)

George S. Halas, Ed Sternaman — Coaches			
	Bears	Opp	
S 22 @ Minneapolis Marines	W	19	6
S 29 @ Green Bay Packers	L	0	23
O 6 @ Minneapolis Marines	W	7	6
O 13 @ Buffalo Bisons	W	16	0
O 20 Chicago Cardinals	T	0	0
O 27 Minneapolis Rackets	W	27	0
N 3 New York Giants	L	14	26
N 10 Green Bay Packers	L	0	14
N 16 @ Frankford Yefjackets	L	14	20
N 17 @ New York Giants	L	0	34
N 24 Buffalo Bisons	L	7	19
N 28 @ Chicago Cardinals	L	6	40
D 1 Frankford Yefjackets	T	0	0
D 8 Green Bay Packers	L	0	25
D 15 New York Giants	L	9	14
	119	227	

1930 (9-4-1, .692)

Ralph Jones — Coach			
	Bears	Opp	
S 21 Brooklyn Dodgers	T	0	0
S 28 @ Green Bay Packers	L	0	7
O 5 @ Minneapolis Rackets	W	20	0
O 12 New York Giants	L	0	12
O 19 @ Chicago Cardinals	W	32	6
O 22 @ Portsmouth Spartans	L	6	7
O 26 Frankford Yefjackets	W	13	7
N 2 Minneapolis Rackets	W	20	7
N 9 Green Bay Packers	L	12	13
N 16 @ New York Giants	W	12	0
N 22 @ Frankford Yefjackets	W	13	6
N 27 Chicago Cardinals	W	6	0
N 30 Portsmouth Spartans	W	14	6
D 7 Green Bay Packers	W	21	0
	169	71	

1931 (8-5, .615)

Ralph Jones — Coach	Bears	Opp
S 13 Cleveland Indians	W 21	0
S 27 @ Green Bay Packers	L 0	7
O 11 New York Giants	W 6	0
O 18 Chicago Cardinals	W 26	13
O 25 Frankford Yellow Jackets	L 12	13
N 1 Green Bay Packers	L 2	6
N 8 Portsmouth Spartans	W 9	6
N 15 New York Giants	W 12	6
N 22 @ Brooklyn Dodgers	W 26	0
N 26 Chicago Cardinals	W 16	7
N 29 @ Portsmouth Spartans	L 0	3
D 6 Green Bay Packers	W 7	6
D 13 New York Giants	L 6	25
	145	92

1932 (7-1-6, .875)

Ralph Jones — Coach	Bears	Opp
S 25 @ Green Bay Packers	T 0	0
O 2 @ Staten Isl. Stapletons	T 0	0
O 9 @ Chicago Cardinals	T 0	0
O 16 Green Bay Packers	L 0	2
O 28 @ Staten Isl. Stapletons	W 27	7
O 30 @ Boston Redskins	T 7	7
N 6 @ New York Giants	W 28	8
N 13 Portsmouth Spartans	T 13	13
N 20 Brooklyn Dodgers	W 20	0
N 24 Chicago Cardinals	W 34	0
N 29 @ Portsmouth Spartans	T 7	7
D 4 New York Giants	W 6	0
D 11 Green Bay Packers	W 9	0
D 18 @ Portsmouth Spartans	W 9	0
	160	44

1933 (10-2-1, .833)

George S. Halas — Coach	Bears	Opp
S 24 @ Green Bay Packers	W 14	7
O 1 Boston Redskins	W 7	0
O 3 @ Brooklyn Dodgers	W 10	0
O 15 Chicago Cardinals	W 12	9
O 22 Green Bay Packers	W 10	7
O 29 New York Giants	W 14	10
N 5 @ Boston Redskins	L 0	10
N 12 @ Philadelphia Eagles	T 3	3
N 19 @ New York Giants	L 0	3
N 26 Portsmouth Spartans	W 17	14
N 30 Chicago Cardinals	W 22	6
D 3 @ Portsmouth Spartans	W 17	7
D 10 Green Bay Packers	W 7	6
	133	82
PLAYOFFS		
D 17 New York Giants	W 23	21

1934 (13-0, 1.000)

George S. Halas — Coach	Bears	Opp
S 23 @ Green Bay Packers	W 24	10
S 30 @ Cincinnati Reds	W 21	3
D 7 @ Brooklyn Dodgers	W 21	7
O 10 @ Pittsburgh Pirates	W 28	0
O 14 Chicago Cardinals	W 20	0
O 21 Cincinnati Reds	W 41	7
O 28 Green Bay Packers	W 27	14
N 4 New York Giants	W 27	7
N 11 @ Boston Redskins	W 21	0
N 18 @ New York Giants	W 10	9
N 25 Chicago Cardinals	W 17	6
N 29 @ Detroit Lions	W 19	16
D 2 Detroit Lions	W 10	7
	286	86
PLAYOFFS		
D 9 @ New York Giants	L 13	30

1935 (6-4-2, .600)

George S. Halas — Coach	Bears	Opp
S 22 @ Green Bay Packers	L 0	7
S 29 @ Pittsburgh Pirates	W 23	7
O 13 @ Philadelphia Eagles	W 39	0
O 20 Brooklyn Dodgers	W 24	14
O 27 Green Bay Packers	L 14	17
N 3 @ New York Giants	W 20	3
N 10 @ Boston Redskins	W 30	14
N 17 New York Giants	L 0	3
N 24 Detroit Lions	T 20	20
N 28 @ Detroit Lions	L 2	14
D 1 Chicago Cardinals	T 7	7
D 8 Chicago Cardinals	W 13	0
	192	106

1936 (9-3, .750)

George S. Halas — Coach	Bears	Opp
S 20 @ Green Bay Packers	W 30	3
S 27 @ Philadelphia Eagles	W 17	0
O 4 @ Pittsburgh Pirates	W 27	9
O 11 Chicago Cardinals	W 7	3
O 18 Pittsburgh Pirates	W 26	7
O 25 Detroit Lions	W 12	10
N 1 Green Bay Packers	L 10	21
N 8 @ New York Giants	W 25	7
N 15 @ Boston Redskins	W 26	0
N 22 @ Philadelphia Eagles	W 28	7
N 26 @ Detroit Lions	L 7	13
N 29 Chicago Cardinals	L 7	14
	222	94

1937 (9-1-1, .900)

George S. Halas — Coach	Bears	Opp
S 19 @ Green Bay Packers	W 14	2
O 4 @ Pittsburgh Steelers	W 7	0
O 10 @ Cleveland Rams	W 20	2
O 17 Chicago Cardinals	W 16	7
O 24 Detroit Lions	W 28	20
O 31 @ New York Giants	T 3	3
N 7 Green Bay Packers	L 14	24
N 14 Brooklyn Dodgers	W 29	7
N 25 @ Detroit Lions	W 13	0
N 28 Cleveland Rams	W 15	7
D 5 Chicago Cardinals	W 42	28
	201	100
PLAYOFFS		
D 12 Washington Redskins	L 21	28

1938 (6-5, .545)

George S. Halas — Coach	Bears	Opp
S 11 Chicago Cardinals	W 16	13
S 18 @ Green Bay Packers	W 2	0
O 2 @ Philadelphia Eagles	W 28	6
O 9 @ Cleveland Rams	L 7	14
O 16 Chicago Cardinals	W 34	28
O 23 Cleveland Rams	L 21	23
O 30 Detroit Lions	L 7	13
N 6 Green Bay Packers	L 17	24
N 13 Washington Redskins	W 31	7
N 20 @ Brooklyn Dodgers	W 24	6
N 24 @ Detroit Lions	L 7	14
	194	148

1939 (8-3, .727)

George S. Halas — Coach	Bears	Opp
S 15 Cleveland Rams	W 30	21
S 24 @ Green Bay Packers	L 16	21
O 2 @ Pittsburgh Steelers	W 32	0
O 8 @ Cleveland Rams	W 35	21
O 15 Chicago Cardinals	W 44	7
O 22 @ New York Giants	L 13	16
O 29 Detroit Lions	L 0	10
N 5 Green Bay Packers	W 30	27
N 12 @ Detroit Lions	W 23	13
N 19 Philadelphia Eagles	W 27	14
N 26 Chicago Cardinals	W 48	7
	298	157

1940 (8-3, .727)

George S. Halas — Coach	Bears	Opp
S 22 @ Green Bay Packers	W 41	0
S 25 @ Chicago Cardinals	L 7	21
O 6 @ Cleveland Rams	W 21	14
O 13 Detroit Lions	W 7	0
O 20 Brooklyn Dodgers	W 16	7
O 27 @ New York Giants	W 37	21
N 3 Green Bay Packers	W 14	7
N 10 @ Detroit Lions	L 14	17
N 17 @ Washington Redskins	L 3	7
N 24 Cleveland Rams	W 47	25
D 1 Chicago Cardinals	W 31	23
	238	152
PLAYOFFS		
D 8 @ Washington Redskins	W 73	0

1941 (10-1, .909)

George S. Halas — Coach	Bears	Opp
S 28 @ Green Bay Packers	W 25	17
O 5 @ Cleveland Rams	W 48	21
O 12 Chicago Cardinals	W 53	7
O 19 Detroit Lions	W 49	0
O 26 Pittsburgh Steelers	W 34	7
N 2 Green Bay Packers	L 14	16
N 9 Cleveland Rams	W 31	13
N 16 Washington Redskins	W 35	21
N 23 @ Detroit Lions	W 24	7
N 30 @ Philadelphia Eagles	W 49	14
D 7 @ Chicago Cardinals	W 34	24
	396	147
PLAYOFFS		
D 14 Green Bay Packers	W 33	14
D 21 New York Giants	W 37	9

1942 (11-0, 1.000)

George S. Halas — Coach	Bears	Opp
S 27 @ Green Bay Packers	W 44	28
O 4 @ Cleveland Rams	W 21	7
O 11 Chicago Cardinals	W 41	14
O 18 New York Giants	W 26	7
O 25 Philadelphia Eagles	W 45	14
N 1 Detroit Lions	W 16	0
N 8 @ Brooklyn Dodgers	W 35	0
N 15 Green Bay Packers	W 38	7
N 22 @ Detroit Lions	W 42	0
N 29 Cleveland Rams	W 47	0
D 6 @ Chicago Cardinals	W 21	7
	376	84
PLAYOFFS		
D 13 @ Washington Redskins	L 6	14

1943 (8-1-1, .889)

Heartley "Hunk" Anderson

Luke Johnsons — Coaches		Bears	Opp
S 26 @ Green Bay Packers	T	21	21
O 3 @ Detroit Lions	W	27	21
O 10 Chicago Cardinals	W	20	0
O 17 Philadelphia Eagles	W	48	21
O 24 Brooklyn Dodgers	W	33	21
O 31 Detroit Lions	W	35	14
N 7 Green Bay Packers	W	21	7
N 14 @ New York Giants	W	56	7
N 21 @ Washington Redskins	L	7	21
N 28 @ Chicago Cardinals	W	35	24
		303	157

PLAYOFFS

D 26 Washington Redskins	W	41	21
--------------------------	---	----	----

1944 (6-3-1, .667)

Heartley "Hunk" Anderson,

Luke Johnsons — Coaches		Bears	Opp
S 24 @ Green Bay Packers	L	28	42
O 8 @ Cleveland Rams	L	7	19
O 15 Cardinal-Pittsburgh	W	34	7
O 22 Detroit Lions	T	21	21
O 29 Cleveland Rams	W	28	21
N 5 Green Bay Packers	W	21	0
N 12 Boston Yanks	W	21	7
N 19 @ Detroit Lions	L	21	41
N 26 Philadelphia Eagles	W	28	7
D 3 @ Cardinal-Pittsburgh	W	49	7
		258	172

1945 (3-7, .300)

Heartley "Hunk" Anderson

Luke Johnsons — Coaches		Bears	Opp
S 30 @ Green Bay Packers	L	21	31
O 7 @ Cleveland Rams	O	0	17
O 14 Chicago Cardinals	L	7	10
O 21 Cleveland Rams	L	21	41
O 28 @ Detroit Lions	L	10	16
N 4 Green Bay Packers	W	28	24
N 11 Detroit Lions	L	28	35
N 18 @ Washington Redskins	L	21	28
N 25 Pittsburgh Steelers	W	28	7
D 2 @ Chicago Cardinals	W	28	29
		192	235

1946 (8-2-1, .800)

George S. Halas — Coach		Bears	Opp
S 29 @ Green Bay Packers	W	30	7
O 6 @ Chicago Cardinals	W	34	17
O 13 Los Angeles Rams	T	28	28
O 20 Philadelphia Eagles	W	21	14
O 27 @ New York Giants	L	0	14
N 3 Green Bay Packers	W	10	7
N 10 @ Los Angeles Rams	W	27	21
N 17 Washington Redskins	W	24	20
N 24 Detroit Lions	W	42	6
D 1 Chicago Cardinals	L	28	35
D 8 @ Detroit Lions	W	45	24
		289	193

PLAYOFFS

D 15 @ New York Giants	W	24	14
------------------------	---	----	----

1947 (8-4, .667)

George S. Halas — Coach

S	28	@ Green Bay Packers	L	20	29
O	5	@ Chicago Cardinals	L	7	31
O	12	Philadelphia Eagles	W	40	7
O	19	Detroit Lions	W	33	24
O	26	@ Washington Redskins	W	56	20
N	2	@ Boston Yanks	W	28	24
N	9	Green Bay Packers	W	20	17
N	16	@ Los Angeles Rams	W	41	21
N	23	Pittsburgh Steelers	W	49	7
N	27	@ Detroit Lions	W	34	14
D	7	Los Angeles Rams	L	14	17
D	14	Chicago Cardinals	L	21	30
				363	241

1948 (10-2, .833)

George S. Halas — Coach

S 26	@ Green Bay Packers	W	45	7
O 4	@ Chicago Cardinals	W	28	17
O 10	Los Angeles Rams	W	42	21
O 17	Detroit Lions	W	28	0
O 24	@ Philadelphia Eagles	L	7	12
O 31	New York Giants	W	35	34
N 7	@ Los Angeles Rams	W	21	6
N 14	Green Bay Packers	W	7	6
N 21	@ Boston Yanks	W	51	17
N 28	Washington Redskins	W	48	13
D 5	@ Detroit Lions	W	42	14
D 12	Chicago Cardinals	L	21	24
			375	151

1949 (9-3, .750)

George S. Halas — Coach

S 25 @ Green Bay Packers	W	17	0
O 2 @ Chicago Cardinals	W	17	7
O 9 Los Angeles Rams	L	16	31
O 16 Philadelphia Eagles	W	38	21
O 23 @ New York Giants	L	28	35
O 30 @ Los Angeles Rams	L	24	27
N 6 Green Bay Packers	W	24	3
N 13 Detroit Lions	W	27	24
N 20 @ Washington Redskins	W	31	21
N 24 @ Detroit Lions	W	28	7
D 4 Pittsburgh Steelers	W	30	21
D 11 Chicago Cardinals	W	52	21
		332	218

1950 (9-3, .750)

George S. Halas — Coach

W	17 @ Los Angeles Rams	W	24	20
W	24 @ San Francisco 49ers	W	32	20
L	1 @ Green Bay Packers	L	21	31
W	8 Chicago Cardinals	W	27	6
W	15 Green Bay Packers	W	28	14
L	29 @ New York Yanks	L	27	38
W	5 @ Detroit Lions	W	35	21
W	12 New York Yanks	W	28	20
W	19 San Francisco 49ers	W	17	0
W	26 Los Angeles Rams	W	24	14
L	3 @ Chicago Cardinals	L	10	20
W	10 Detroit Lions	W	6	3
		279	207	

PLAYOFFS

D 17 @ Los Angeles Rams	L	14	24
-------------------------	---	----	----

1951 (7-5, .583)

George S. Halas — Coach

S 30 @ Green Bay Packers	W	31	20
O 7 @ Chicago Cardinals	L	14	28
O 14 New York Yanks	W	24	21
O 21 San Francisco 49ers	W	13	7
O 28 @ Detroit Lions	W	28	23
N 4 @ Washington Redskins	W	27	0
N 11 Detroit Lions	L	28	41
N 18 Green Bay Packers	W	24	13
N 25 @ Cleveland Browns	L	21	42
D 2 Los Angeles Rams	L	17	42
D 9 @ New York Yanks	W	45	21
D 16 Chicago Cardinals	L	14	24
		286	282

1952 (5-7, .416)

George S. Halas — Coach

S 28	@ Green Bay Packers	W	24	14
O 5	@ Chicago Cardinals	L	10	21
O 12	Dallas Texans	W	38	20
O 19	San Francisco 49ers	L	16	40
O 26	@ Los Angeles Rams	L	7	31
N 2	@ San Francisco 49ers	W	20	17
N 9	Green Bay Packers	L	28	41
N 16	Los Angeles Rams	L	24	40
N 23	Detroit Lions	W	24	23
N 27	@ Dallas Texans	L	23	27
D 7	@ Detroit Lions	L	21	45
D 14	Chicago Cardinals	W	10	7
			245	326

1953 (3-8-1, .273)

George S. Halas — Coach

S 27	@ Baltimore Colts	L	9	13
O 4	@ Green Bay Packers	W	17	13
O 11	Baltimore Colts	L	14	16
O 18	San Francisco 49ers	L	28	35
O 25	@ Los Angeles Rams	L	24	28
N 1	@ San Francisco 49ers	L	14	24
N 8	Green Bay Packers	T	21	21
N 15	@ Washington Redskins	W	27	24
N 22	Detroit Lions	L	16	20
N 29	Los Angeles Rams	W	24	21
D 6	@ Detroit Lions	L	7	13
D 13	Chicago Cardinals	L	17	24
			218	262

1954 (8-4, .667)

George S. Halas — Coach

S	26	@ Detroit Lions	L	23	48
O	3	@ Green Bay Packers	W	10	3
O	10	Baltimore Colts	W	28	9
O	17	San Francisco 49ers	L	24	31
O	24	@ Los Angeles Rams	L	38	42
O	31	@ San Francisco 49ers	W	31	27
N	7	Green Bay Packers	W	28	23
N	14	Cleveland Browns	L	10	39
N	21	@ Baltimore Colts	W	28	13
N	28	Los Angeles Rams	W	24	13
D	5	@ Chicago Cardinals	W	29	7
D	12	Detroit Lions	W	28	24
				301	279

1955 (8-4, .667)

George S. Halas — Coach			Bears	Opp
S	25	@ Baltimore Colts	L	17 23
O	2	@ Green Bay Packers	L	3 24
O	9	San Francisco 49ers	L	19 20
O	16	Baltimore Colts	W	38 10
O	23	@ San Francisco 49ers	W	34 23
O	30	@ Los Angeles Rams	W	31 20
N	6	Green Bay Packers	W	52 21
N	13	Los Angeles Rams	W	24 3
N	20	@ Detroit Lions	W	24 14
N	27	@ Chicago Cardinals	L	14 53
D	4	Detroit Lions	W	21 20
D	11	Philadelphia Eagles	W	17 10
			294	251

1956 (9-2-1, .818)

John L. Driscoll — Coach			Bears	Opp
S	30	@ Baltimore Colts	L	21 28
O	7	@ Green Bay Packers	W	37 21
O	14	San Francisco 49ers	W	31 7
O	21	Baltimore Colts	W	58 27
O	28	@ San Francisco 49ers	W	38 21
N	4	@ Los Angeles Rams	W	35 24
N	11	Green Bay Packers	W	38 14
N	18	Los Angeles Rams	W	30 21
N	25	@ New York Giants	T	17 17
D	2	@ Detroit Lions	L	10 42
D	9	Chicago Cardinals	W	10 3
D	16	Detroit Lions	W	38 21
			363	246

PLAYOFFS

D	30	@ New York Giants	L	7 47
---	----	-------------------	---	------

1957 (5-7, .417)

John L. Driscoll — Coach			Bears	Opp
S	29	@ Green Bay Packers	L	17 21
O	5	@ Baltimore Colts	L	10 21
O	13	San Francisco 49ers	L	17 21
O	20	Los Angeles Rams	W	34 26
O	27	@ San Francisco 49ers	L	17 21
N	3	@ Los Angeles Rams	W	16 10
N	10	Green Bay Packers	W	21 14
N	17	Baltimore Colts	L	14 29
N	24	@ Detroit Lions	W	27 7
D	1	Washington Redskins	L	3 14
D	8	@ Chicago Cardinals	W	14 6
D	15	Detroit Lions	L	13 21
			203	211

1958 (8-4, .667)

George S. Halas — Coach			Bears	Opp
S	27	@ Green Bay Packers	W	34 20
O	4	@ Baltimore Colts	L	38 51
O	12	San Francisco 49ers	W	28 6
O	19	Los Angeles Rams	W	31 10
O	26	@ San Francisco 49ers	W	27 14
N	2	@ Los Angeles Rams	L	35 41
N	9	Green Bay Packers	W	24 10
N	16	Baltimore Colts	L	0 17
N	23	@ Detroit Lions	W	20 7
N	30	@ Pittsburgh Steelers	L	10 24
D	7	Chicago Cardinals	W	30 14
D	14	Detroit Lions	W	21 16
			298	230

1959 (8-4, .667)

George S. Halas — Coach			Bears	Opp
S	27	@ Green Bay Packers	L	6 9
O	3	@ Baltimore Colts	W	26 21
O	11	Los Angeles Rams	L	21 28
O	18	Baltimore Colts	L	7 21
O	25	@ San Francisco 49ers	L	17 20
N	1	@ Los Angeles Rams	W	26 21
N	8	Green Bay Packers	W	28 17
N	15	San Francisco 49ers	W	14 3
N	22	@ Detroit Lions	W	24 14
N	29	@ Chicago Cardinals	W	31 7
D	6	Pittsburgh Steelers	W	27 21
D	13	Detroit Lions	W	25 14
			252	196

1960 (5-6-1, .455)

George S. Halas — Coach			Bears	Opp
S	25	@ Green Bay Packers	W	17 14
O	2	@ Baltimore Colts	L	7 42
O	9	Los Angeles Rams	W	34 27
O	16	San Francisco 49ers	W	27 10
O	23	@ Los Angeles Rams	T	24 24
O	30	@ San Francisco 49ers	L	7 25
N	13	Baltimore Colts	L	20 24
N	20	Detroit Lions	W	28 7
N	27	Dallas Cowboys	W	17 7
D	4	Green Bay Packers	L	13 41
D	11	@ Cleveland Browns	L	0 42
D	18	@ Detroit Lions	L	0 36
			194	299

1961 (8-6, .571)

George S. Halas — Coach			Bears	Opp
S	17	@ Minnesota Vikings	L	13 37
S	23	@ Los Angeles Rams	W	21 17
O	1	@ Green Bay Packers	L	0 24
O	8	@ Detroit Lions	W	31 17
O	15	Baltimore Colts	W	24 10
O	22	San Francisco 49ers	W	31 0
O	29	@ Baltimore Colts	W	21 20
N	5	@ Philadelphia Eagles	L	14 16
N	12	Green Bay Packers	L	28 31
N	19	@ San Francisco 49ers	L	31 41
N	26	Los Angeles Rams	W	28 24
D	3	Detroit Lions	L	15 16
D	10	Cleveland Browns	W	17 14
D	17	Minnesota Vikings	W	52 35
			326	302

1962 (9-5, .643)

George S. Halas — Coach			Bears	Opp
S	16	@ San Francisco 49ers	W	30 14
S	23	@ Los Angeles Rams	W	27 23
O	3	@ Green Bay Packers	L	0 49
O	7	@ Minnesota Vikings	W	13 0
O	14	San Francisco 49ers	L	27 34
O	21	Baltimore Colts	W	35 15
O	28	@ Detroit Lions	L	3 11
N	4	Green Bay Packers	L	7 38
N	11	Minnesota Vikings	W	31 30
N	18	@ Dallas Cowboys	W	34 33
N	25	@ Baltimore Colts	W	57 0
D	2	New York Giants	L	24 26
D	9	Los Angeles Rams	W	30 14
D	16	Detroit Lions	W	3 0
			321	287

1963 (11-1-2, .917)

George S. Halas — Coach			Bears	Opp
S	15	@ Green Bay Packers	W	10 3
S	22	@ Minnesota Vikings	W	28 7
S	29	@ Detroit Lions	W	37 21
O	6	Baltimore Colts	W	10 3
O	13	@ Los Angeles Rams	W	52 14
O	20	@ San Francisco 49ers	L	14 20
O	27	Philadelphia Eagles	W	16 7
N	3	@ Baltimore Colts	W	17 7
N	10	Los Angeles Rams	W	6 0
N	17	Green Bay Packers	W	26 7
N	24	@ Pittsburgh Steelers	T	17 17
D	1	Minnesota Vikings	T	17 17
D	8	San Francisco 49ers	W	27 17
D	15	@ Detroit Lions	W	24 14
			301	144

PLAYOFFS

D	29	New York Giants	W	14 10
---	----	-----------------	---	-------

1964 (5-9, .357)

George S. Halas — Coach			Bears	Opp
S	13	@ Green Bay Packers	L	12 23
S	20	@ Minnesota Vikings	W	34 28
S	27	@ Baltimore Colts	L	0 52
O	4	@ San Francisco 49ers	L	21 31
O	11	Los Angeles Rams	W	38 17
O	18	Detroit Lions	L	0 10
O	25	@ Washington Redskins	L	20 27
N	1	Dallas Cowboys	L	10 24
N	8	Baltimore Colts	L	24 40
N	15	@ Los Angeles Rams	W	34 24
N	22	San Francisco 49ers	W	23 21
N	29	@ Detroit Lions	W	27 24
D	5	Green Bay Packers	L	3 17
D	13	Minnesota Vikings	L	14 41
			260	379

1965 (9-5, .643)

George S. Halas — Coach			Bears	Opp
S	19	@ San Francisco 49ers	L	24 52
S	25	@ Los Angeles Rams	L	29 30
O	3	@ Green Bay Packers	L	14 23
O	10	Los Angeles Rams	W	31 6
O	17	@ Minnesota Vikings	W	45 37
O	24	Detroit Lions	W	38 10
O	31	Green Bay Packers	W	31 10
N	7	Baltimore Colts	L	21 26
N	14	St. Louis Cardinals	W	34 13
N	21	@ Detroit Lions	W	17 10
N	28	@ New York Giants	W	35 14
D	5	@ Baltimore Colts	W	13 10
D	12	San Francisco 49ers	W	61 20
D	19	Minnesota Vikings	L	17 24
			409	275

1966 (5-7-2, .417)

George S. Halas — Coach			Bears	Opp
S	11	@ Detroit Lions	L	3 14
S	16	@ Los Angeles Rams	L	17 31
O	2	@ Minnesota Vikings	W	13 10
O	9	Baltimore Colts	W	27 17
O	16	Green Bay Packers	L	0 17
O	23	Los Angeles Rams	W	17 10
O	31	@ St. Louis Cardinals	L	17 24
N	6	Detroit Lions	T	10 10
N	13	San Francisco 49ers	T	30 30
N	20	@ Green Bay Packers	L	6 13
N	27	Atlanta Falcons	W	23 6
D	4	@ Baltimore Colts	L	16 21
D	11	@ San Francisco 49ers	L	14 41
D	18	Minnesota Vikings	W	41 28
			234	272

1967 (7-6-1, .538)

George S. Halas — Coach	Bears	Opp
S 17 @ Pittsburgh Steelers	L	13 41
S 24 @ Green Bay Packers	L	10 13
O 1 @ Minnesota Vikings	W	17 7
O 8 Baltimore Colts	L	3 24
O 15 Detroit Lions	W	14 13
O 22 @ Cleveland Browns	L	0 24
O 29 Los Angeles Rams	L	17 28
N 5 @ Detroit Lions	W	27 13
N 12 New York Giants	W	34 7
N 19 St. Louis Cardinals	W	30 3
N 26 Green Bay Packers	L	13 17
D 3 @ San Francisco 49ers	W	28 14
D 10 Minnesota Vikings	T	10 10
D 17 @ Atlanta Falcons	W	23 14
	239	218

1971 (6-8, .428)

Jim Dooley — Coach	Bears	Opp
S 19 Pittsburgh Steelers	W	17 15
S 26 @ Minnesota Vikings	W	20 17
O 3 @ Los Angeles Rams	L	3 17
O 10 New Orleans Saints	W	35 14
O 17 @ San Francisco 49ers	L	0 13
O 24 @ Detroit Lions	W	28 23
O 31 Dallas Cowboys	W	23 19
N 7 Green Bay Packers	L	14 17
N 14 Washington Redskins	W	16 15
N 21 Detroit Lions	L	3 28
N 29 @ Miami Dolphins	L	3 34
D 5 @ Denver Broncos	L	3 6
D 12 @ Green Bay Packers	L	10 31
D 19 Minnesota Vikings	L	10 27
	185	276

1975 (4-10, .286)

Jack Pardee — Coach	Bears	Opp
S 21 Baltimore Colts	L	7 35
S 28 Philadelphia Eagles	W	15 13
O 5 @ Minnesota Vikings	L	3 28
O 12 @ Detroit Lions	L	7 27
O 19 @ Pittsburgh Steelers	L	3 34
O 27 Minnesota Vikings	L	9 13
N 2 Miami Dolphins	L	13 46
N 9 Green Bay Packers	W	27 14
N 16 @ San Francisco 49ers	L	3 31
N 23 @ Los Angeles Rams	L	10 38
N 30 @ Green Bay Packers	L	7 28
D 7 Detroit Lions	W	25 21
D 14 St. Louis Cardinals	L	20 34
D 21 @ New Orleans Saints	W	42 17
	191	379

1968 (7-7, .500)

Jim Dooley — Coach	Bears	Opp
S 15 Washington Redskins	L	28 38
S 22 @ Detroit Lions	L	0 42
S 29 @ Minnesota Vikings	W	27 17
O 6 @ Baltimore Colts	L	7 28
O 13 Detroit Lions	L	10 28
O 20 @ Philadelphia Eagles	W	29 16
O 27 Minnesota Vikings	W	26 24
N 3 @ Green Bay Packers	W	13 10
N 10 San Francisco 49ers	W	27 19
N 17 Atlanta Falcons	L	13 16
N 24 Dallas Cowboys	L	3 34
D 1 @ New Orleans Saints	W	23 17
D 8 @ Los Angeles Rams	W	17 16
D 15 Green Bay Packers	L	27 28
	250	333

1972 (4-9-1, .307)

Abe Gilbron — Coach	Bears	Opp
S 17 Atlanta Falcons	L	21 37
S 24 @ Los Angeles Rams	T	13 13
O 1 Detroit Lions	L	24 38
O 8 @ Green Bay Packers	L	17 20
O 15 @ Cleveland Browns	W	17 0
O 23 Minnesota Vikings	W	13 10
O 29 @ St. Louis Cardinals	W	27 10
N 5 @ Detroit Lions	L	0 14
N 12 Green Bay Packers	L	17 23
N 19 San Francisco 49ers	L	21 34
N 26 Cincinnati Bengals	L	3 13
D 3 @ Minnesota Vikings	L	10 23
D 10 @ Philadelphia Eagles	W	21 12
D 17 @ Oakland Raiders	L	21 28
	225	275

1976 (7-7, .500)

Jack Pardee — Coach	Bears	Opp
S 12 Detroit Lions	W	10 3
S 19 @ San Francisco 49ers	W	19 12
S 26 Atlanta Falcons	L	0 10
O 3 Washington Redskins	W	33 7
O 10 @ Minnesota Vikings	L	19 20
O 17 @ Los Angeles Rams	L	12 20
O 24 @ Dallas Cowboys	L	21 31
O 31 Minnesota Vikings	W	14 13
N 7 Oakland Raiders	L	27 28
N 14 Green Bay Packers	W	24 13
N 21 @ Detroit Lions	L	10 14
N 28 @ Green Bay Packers	W	16 10
D 5 @ Seattle Seahawks	W	34 7
D 12 Denver Broncos	L	14 28
	253	216

1969 (1-13, .071)

Jim Dooley — Coach	Bears	Opp
S 21 @ Green Bay Packers	L	0 17
S 28 @ St. Louis Cardinals	L	17 20
O 5 @ New York Giants	L	24 28
O 12 Minnesota Vikings	L	0 31
O 19 @ Detroit Lions	L	7 13
O 26 Los Angeles Rams	L	7 9
N 2 @ Minnesota Vikings	L	14 31
N 9 Pittsburgh Steelers	W	38 7
N 16 @ Atlanta Falcons	L	31 48
N 23 Baltimore Colts	L	21 24
N 30 Cleveland Browns	L	24 28
D 6 @ San Francisco 49ers	L	21 42
D 14 Green Bay Packers	L	3 21
D 21 Detroit Lions	L	3 20
	210	339

1973 (3-11, .214)

Abe Gilbron — Coach	Bears	Opp
S 16 Dallas Cowboys	L	17 20
S 23 Minnesota Vikings	L	13 22
S 30 @ Denver Broncos	W	33 14
O 7 @ New Orleans Saints	L	16 21
O 14 @ Atlanta Falcons	L	6 46
O 21 New England Patriots	L	10 13
O 28 Houston Oilers	W	35 14
N 4 @ Green Bay Packers	W	31 17
N 12 @ Kansas City Chiefs	L	7 19
N 18 Detroit Lions	L	7 30
N 25 @ Minnesota Vikings	L	19 31
D 2 @ Los Angeles Rams	L	0 26
D 9 @ Detroit Lions	L	7 40
D 16 Green Bay Packers	L	0 21
	195	334

1977 (9-5, .643)

Jack Pardee — Coach	Bears	Opp
S 18 Detroit Lions	W	30 20
S 25 @ St. Louis Cardinals	L	13 16
O 2 New Orleans Saints	L	24 42
O 10 Los Angeles Rams	W	24 23
O 16 @ Minnesota Vikings	L +	16 22
O 23 Atlanta Falcons	L	10 16
O 30 @ Green Bay Packers	W	26 0
N 6 @ Houston Oilers	L	0 47
N 13 Kansas City Chiefs	W	28 27
N 20 Minnesota Vikings	W	10 7
N 24 @ Detroit Lions	W	31 14
D 4 @ Tampa Bay Bucs	W	10 0
D 11 Green Bay Packers	W	21 10
D 18 @ New York Giants	W +	12 9
	255	253

PLAYOFFS

D 26 @ Dallas Cowboys	L	7 37
-----------------------	---	------

1970 (6-8, .428)

Jim Dooley — Coach	Bears	Opp
S 19 @ New York Giants	W	24 16
S 27 Philadelphia Eagles	W	20 16
O 5 @ Detroit Lions	L	14 28
O 11 Minnesota Vikings	L	0 24
O 18 San Diego Chargers	L	7 20
O 25 Detroit Lions	L	10 16
N 1 @ Atlanta Falcons	W	23 14
N 8 San Francisco 49ers	L	16 37
N 15 @ Green Bay Packers	L	19 20
N 22 Buffalo Bills	W	31 13
N 29 @ Baltimore Colts	L	20 21
D 5 @ Minnesota Vikings	L	13 16
D 13 Green Bay Packers	W	35 17
D 20 @ New Orleans Saints	W	24 3
	256	261

1974 (4-10, .286)

Abe Gilbron — Coach	Bears	Opp
S 15 Detroit Lions	W	17 9
S 22 New York Jets	L	21 23
S 29 @ Minnesota Vikings	L	7 11
O 6 New Orleans Saints	W	24 10
O 13 @ Atlanta Falcons	L	10 13
O 21 Green Bay Packers	W	10 9
O 27 @ Buffalo Bills	L	6 16
N 3 Minnesota Vikings	L	0 17
N 10 @ Green Bay Packers	L	3 20
N 17 San Francisco 49ers	L	0 34
N 24 @ Detroit Lions	L	17 34
D 1 New York Giants	W	16 13
D 8 @ San Diego Chargers	L	21 28
D 15 @ Washington Redskins	L	0 47
	152	279

1978 (7-9, .438)

Neill Armstrong — Coach	Bears	Opp
S 3 St. Louis Cardinals	W	17 10
S 10 @ San Francisco 49ers	W	16 13
S 17 @ Detroit Lions	W	19 0
S 25 Minnesota Vikings	L	20 24
O 1 Oakland Raiders	L +	19 25
O 8 @ Green Bay Packers	L	14 24
O 16 @ Denver Broncos	L	7 16
O 22 @ Tampa Bay Bucs	W	19 33
O 29 Detroit Lions	L	17 21
N 5 Seattle Seahawks	L	29 31
N 12 @ Minnesota Vikings	L	14 17
N 19 Atlanta Falcons	W	13 7
N 26 Tampa Bay Bucs	W	14 3
D 4 @ San Diego Chargers	L	7 40
D 10 Green Bay Packers	W	14 0
D 16 @ Washington Redskins	W	14 10
	253	274

1979 (10-6, .625)

Neill Armstrong — Coach	Bears	Opp
S 2 Green Bay Packers	W	6 3
S 9 Minnesota Vikings	W	26 7
S 16 @ Dallas Cowboys	L	20 24
S 23 @ Miami Dolphins	L	16 31
S 30 Tampa Bay Bucs	L	13 17
O 7 @ Buffalo Bills	W	7 0
O 14 New England Patriots	L	7 27
O 21 @ Minnesota Vikings	L	27 30
O 28 @ San Francisco 49ers	W	28 27
N 4 Detroit Lions	W	35 7
N 11 Los Angeles Rams	W	27 23
N 18 New York Jets	W	23 13
N 22 @ Detroit Lions	L	0 20
D 2 @ Tampa Bay Bucs	W	14 0
D 9 @ Green Bay Packers	W	15 14
D 16 St. Louis Cardinals	W	42 6
	306	249

PLAYOFFS

D 23 @ Philadelphia Eagles	L	17 27
----------------------------	---	-------

1980 (7-9, .438)

Neill Armstrong — Coach	Bears	Opp
S 7 @ Green Bay Packers	L+	6 12
S 14 New Orleans Saints	W	22 3
S 21 Minnesota Vikings	L	14 34
S 28 @ Pittsburgh Steelers	L	3 38
O 6 Tampa Bay Bucs	W	23 0
O 12 @ Minnesota Vikings	L	7 13
O 19 Detroit Lions	W	24 7
O 26 @ Philadelphia Eagles	L	14 17
N 3 @ Cleveland Browns	L	21 27
N 9 Washington Redskins	W	35 21
N 16 Houston Oilers	L	6 10
N 23 @ Atlanta Falcons	L	17 28
N 27 @ Detroit Lions	W+	23 17
D 7 Green Bay Packers	W	61 7
D 14 Cincinnati Bengals	L+	14 17
D 20 @ Tampa Bay Bucs	W	14 13
	304	264

1981 (6-10, .375)

Neill Armstrong — Coach	Bears	Opp
S 6 Green Bay Packers	L	9 16
S 13 @ San Francisco 49ers	L	17 28
S 20 Tampa Bay Bucs	W	28 17
S 28 Los Angeles Rams	L	7 24
O 4 @ Minnesota Vikings	L	21 24
O 11 Washington Redskins	L	7 24
O 19 @ Detroit Lions	L	17 48
O 25 San Diego Chargers	W+	20 17
N 1 @ Tampa Bay Bucs	L	10 20
N 8 @ Kansas City Chiefs	W+	16 13
N 15 @ Green Bay Packers	L	17 21
N 22 Detroit Lions	L	7 23
N 26 @ Dallas Cowboys	L	9 10
D 6 Minnesota Vikings	W	10 9
D 13 @ Oakland Raiders	W	23 6
D 20 Denver Broncos	W	35 24
	253	324

1982 (3-6, .333)

Mike Ditka — Coach	Bears	Opp
S 12 @ Detroit Lions	L	10 17
S 19 New Orleans Saints	L	0 10
N 21 Detroit Lions	W	20 17
N 28 @ Minnesota Vikings	L	7 35
D 5 New England Patriots	W	26 13
D 12 @ Seattle Seahawks	L	14 20
D 19 St. Louis Cardinals	L	7 10
D 26 @ Los Angeles Rams	W	34 26
J 2 @ Tampa Bay Bucs	L+	23 26
	141	174

1983 (8-8, .500)

Mike Ditka — Coach	Bears	Opp
S 4 Atlanta Falcons	L	17 20
S 11 Tampa Bay Bucs	W	17 10
S 18 @ New Orleans Saints	L+	31 34
S 25 @ Baltimore Colts	L+	19 22
O 2 Denver Broncos	W	31 14
O 9 Minnesota Vikings	L	14 23
O 16 @ Detroit Lions	L	17 31
O 23 @ Philadelphia Eagles	W	7 6
O 30 Detroit Lions	L	17 38
N 6 @ Los Angeles Rams	L	14 21
N 13 Philadelphia Eagles	W	17 14
N 20 @ Tampa Bay Bucs	W	27 0
N 27 San Francisco 49ers	W	13 3
D 4 @ Green Bay Packers	L	28 31
D 11 @ Minnesota Vikings	W	19 13
D 18 Green Bay Packers	W	23 21
	311	301

1984 (10-6, .625)

Mike Ditka — Coach	Bears	Opp
S 2 Tampa Bay Bucs	W	34 14
S 9 Denver Broncos	W	27 0
S 16 @ Green Bay Packers	W	9 7
S 23 @ Seattle Seahawks	L	9 38
S 30 Dallas Cowboys	L	14 23
O 7 New Orleans Saints	W	20 7
O 14 @ St. Louis Cardinals	L	21 38
O 21 @ Tampa Bay Bucs	W	44 9
O 28 Minnesota Vikings	W	16 7
N 4 Los Angeles Raiders	W	17 6
N 11 @ Los Angeles Rams	L	13 29
N 18 Detroit Lions	W	16 14
N 25 @ Minnesota Vikings	W	34 3
D 3 @ San Diego Chargers	L	7 20
D 9 Green Bay Packers	L	14 20
D 16 @ Detroit Lions	W	30 13
	325	248

PLAYOFFS

D 30 @ Washington Redskins	W	23 19
J 6 @ San Francisco 49ers	L	0 23

1985 (15-1, .938)

Mike Ditka — Coach	Bears	Opp
S 8 Tampa Bay Bucs	-	W 38 28
S 15 New England Patriots	W	20 7
S 19 @ Minnesota Vikings	W	33 24
S 29 Washington Redskins	W	45 10
O 6 @ Tampa Bay Bucs	W	27 19
O 13 @ San Francisco 49ers	W	26 10
O 21 Green Bay Packers	W	23 7
O 27 Minnesota Vikings	W	27 9
N 3 @ Green Bay Packers	W	16 10
N 10 Detroit Lions	W	24 3
N 17 @ Dallas Cowboys	W	44 0
N 24 Atlanta Falcons	W	36 0
D 2 @ Miami Dolphins	L	24 38
D 8 Indianapolis Colts	W	17 10
D 14 @ New York Jets	W	19 6
D 22 @ Detroit Lions	W	37 17
	456	198

PLAYOFFS

J 5 New York Giants	W	21 0
J 12 Los Angeles Rams	W	24 0
J 26 New England Patriots	W	46 10
(at New Orleans)		

1986 (14-2, .875)

Mike Ditka — Coach	Bears	Opp
S 7 Cleveland Browns	W	41 31
S 14 Philadelphia Eagles	W+	13 10
S 22 @ Green Bay Packers	W	25 12
S 28 @ Cincinnati Bengals	W	44 7

O 5 Minnesota Vikings	W	23 0
O 12 @ Houston Oilers	W	20 7
O 19 @ Minnesota Vikings	L	7 23
O 26 Detroit Lions	W	13 7
N 3 Los Angeles Rams	L	17 20
N 9 @ Tampa Bay Bucs	W	23 3
N 16 @ Atlanta Falcons	W	13 10
N 23 Green Bay Packers	W	12 10
N 30 Pittsburgh Steelers	W+	13 10
D 7 Tampa Bay Bucs	W	48 14
D 15 @ Detroit Lions	W	16 13
D 21 @ Dallas Cowboys	W	24 10
	352	187

PLAYOFFS

J 3 Washington Redskins	L	13 27
-------------------------	---	-------

1987 (11-4, .733)

Mike Ditka — Coach	Bears	Opp
S 14 New York Giants	W	34 19
S 20 Tampa Bay Bucs	W	20 3
O 4 @ Philadelphia Eagles	W	35 3
O 11 Minnesota Vikings	W	27 7
O 18 New Orleans Saints	L	17 19
O 25 @ Tampa Bay Bucs	W	27 26
N 1 Kansas City Chiefs	W	31 28
N 8 @ Green Bay Packers	W	26 24
N 16 @ Denver Broncos	L	29 31
N 22 Detroit Lions	W	30 10
N 29 Green Bay Packers	W	23 10
D 6 @ Minnesota Vikings	W	30 24
D 14 @ San Francisco 49ers	L	0 41
D 20 Seattle Seahawks	L	21 34
D 27 @ Los Angeles Raiders	W	6 3
	356	282

PLAYOFFS

J 10 Washington Redskins	L	17 21
--------------------------	---	-------

1988 (12-4, .750)

Mike Ditka — Coach	Bears	Opp
S 4 Miami Dolphins	W	34 7
S 11 @ Indianapolis Colts	W	17 13
S 18 Minnesota Vikings	L	7 31
S 25 @ Green Bay Packers	W	24 6
O 2 Buffalo Bills	W	24 3
O 9 @ Detroit Lions	W	24 7
O 16 Dallas Cowboys	W	17 7
O 24 San Francisco 49ers	W	10 9
O 30 @ New England Patriots	L	7 30
N 6 Tampa Bay Bucs	W	28 10
N 13 @ Washington Redskins	W	34 14
N 20 @ Tampa Bay Bucs	W	27 15
N 27 Green Bay Packers	W	16 0
D 5 @ Los Angeles Rams	L	3 23
D 11 Detroit Lions	W	13 12
D 19 @ Minnesota Vikings	L	27 28
	312	215

PLAYOFFS

D 31 Philadelphia Eagles	W	20 12
J 8 San Francisco 49ers	L	3 28

1989 (6-10, .375)

Mike Ditka — Coach	Bears	Opp
S 10 Cincinnati Bengals	W	17 14
S 17 Minnesota Vikings	W	38 7
S 24 @ Detroit Lions	W	47 27
O 2 Philadelphia Eagles	W	27 13
O 8 @ Tampa Bay Bucs	L	35 42
O 15 Houston Oilers	L	28 33
O 23 @ Cleveland Browns	L	7 27
O 29 Los Angeles Rams	W	20 10
N 5 @ Green Bay Packers	L	13 14
N 12 @ Pittsburgh Steelers	W	20 0
N 19 Tampa Bay Bucs	L	31 32
N 26 @ Washington Redskins	L	14 38
D 3 @ Minnesota Vikings	L	16 27
D 10 Detroit Lions	L	17 27
D 17 Green Bay Packers	L	28 40
D 24 @ San Francisco 49ers	L	0 26
	358	377

* Instant replay game

+ Indicates overtime

BEARS VS. THE NFL

STADIUM CODES

A	Atlanta Fulton Co. Stadium	IL	University of Illinois, Champaign	SD	Jack Murphy Stadium, San Diego
AK	Akron Rubber Bowl	JR	Joe Robbie Stadium, Miami	SE	Kingdome, Seattle
AN	Anaheim Stadium	KC	Arrowhead Stadium, Kansas City	SF	Candlestick Park, San Francisco
B	Memorial Stadium, Baltimore	KZ	Kezar Stadium, San Francisco	SH	Shibe Park, Philadelphia
BF	Rich Stadium, Buffalo	LA	Memorial Coliseum, Los Angeles	SI	Staten Island, NY
BK	Baker Bowl, Philadelphia	LM	Lambeau Field, Green Bay	SL	Busch Stadium, St. Louis
BO	Fenway Park, Boston	LN	Wembley Stadium, London	SP	Joe Albi Stadium, Spokane, WA
BR	Ebbets Field, Brooklyn	M	Metrodome, Minneapolis	SW	Ullevi Stadium, Sweden
CI	Riverfront Stadium, Cincinnati	MI	Orange Bowl, Miami	TB	Tampa Stadium
CL	Cleveland Stadium	ML	County Stadium, Milwaukee	TL	Tulane Stadium, New Orleans
CM	Comiskey Park, Chicago	MN	Metropolitan Stadium, Minneapolis	TM	Sun Devil Stadium, Tempe, AZ
CN	Fawcett Stadium, Canton, OH	MP	Mills Park, Chicago	TR	Three Rivers Stadium, Pittsburgh
CR	Crosley Field, Cincinnati	ND	Notre Dame, IN	TX	Texas Stadium, Irving, TX
CS	Chicago Stadium	NE	Sullivan, Foxboro, MA	UD	University of Detroit Stadium
D	Briggs (Tiger) Stadium, Detroit	NJ	Meadowlands, East Rutherford, NJ	V	Veterans Stadium, Philadelphia
DA	Cotton Bowl, Dallas	NO	Superdome, New Orleans	W	Wrigley Field, Chicago
DC	RFK Stadium, Washington, DC	NP	Normal Park, Chicago	WA	Griffith Stadium, Washington, DC
DN	Mile High Stadium, Denver	NY	Yankee Stadium, New York		
DS	Dyche Stadium, Northwestern Univ.	O	Oakland-Alameda Co. Coliseum		
FB	Forbes Field, Philadelphia	P	Pontiac Silverdome, Detroit		
FR	Franklin Field, Univ. of Penn	PG	Polo Grounds, New York		
GB	City Stadium, Green Bay	PH	Municipal Stadium, Philadelphia		
H	Astrodome, Houston	PI	Forbes Field, Pittsburgh		
HG	Hagermeister Park, Green Bay	PO	Portsmouth, OH		
I	Hoosier Dome, Indianapolis	RK	Rock Island, IL		
		S	Soldier Field, Chicago		
		SC	University of South Carolina		

+ Overtime
Bold indicates playoff game
 WC Wild Card
 DP Divisional Playoff
 CC Conference Championship
 NFL NFL Title Game
 SB Super Bowl

Atlanta Falcons W-9 L-6 Points: Falcons 285, Bears 256

1966 — Bears, 23-6 (W)	1972 — Falcons, 37-21 (S)	1978 — Bears, 13-7 (S)
1967 — Bears, 23-14 (A)	1973 — Falcons, 46-6 (A)	1980 — Falcons, 28-17 (A)
1968 — Falcons, 16-13 (W)	1974 — Falcons, 13-10 (A)	1983 — Falcons, 20-17 (S)
1969 — Falcons, 48-31 (A)	1976 — Falcons, 10-0 (S)	1985 — Bears, 36-0 (S)
1970 — Bears, 23-14 (A)	1977 — Falcons, 16-10 (S)	1986 — Bears, 13-10 (A)

Buffalo Bills W-3 L-1 Points: Bears 68, Bills 32

1970 — Bears, 31-13 (W)	1979 — Bears, 7-0 (BF)	1988 — Bears, 24-3 (S)
1974 — Bills, 16-6 (BF)		

Cincinnati Bengals W-2 L-2 Points: Bears 78, Bengals 51

1972 — Bengals, 13-3 (S)	1986 — Bears, 44-7 (CI)	1989 — Bears, 17-14 (S)
1980 — Bengals, 17-14 (S) +		

Cleveland Browns W-3 L-7 Points: Browns 274, Bears 158

1951 — Browns, 42-21 (CL)	1967 — Browns, 24-0 (CL)	1980 — Browns, 27-21 (CL)
1954 — Browns, 39-10 (W)	1969 — Browns, 28-24 (W)	1986 — Bears, 41-31 (S)
1960 — Browns, 42-0 (CL)	1972 — Bears, 17-0 (CL)	1989 — Browns, 27-7 (CL)
1961 — Bears, 17-14 (W)		

Dallas Cowboys W-6 L-8 Points: Cowboys 279, Bears 260

1960 — Bears, 17-7 (W)	1973 — Cowboys, 20-17 (S)	1984 — Cowboys, 23-14 (S)
1962 — Bears, 34-33 (DA)	1976 — Cowboys, 31-21 (TX)	1985 — Bears, 44-0 (TX)
1964 — Cowboys, 24-10 (W)	1977 — Cowboys, 37-7 (TX) WC	1986 — Bears, 24-10 (TX)
1968 — Cowboys, 34-3 (W)	1979 — Cowboys, 24-20 (TX)	1988 — Bears, 17-7 (S)
1971 — Bears, 23-19 (S)	1981 — Cowboys, 10-9 (TX)	

Denver Broncos W-4 L-4 Points: Bears 179, Broncos 133

1971 — Broncos, 6-3 (DN)	1978 — Broncos, 16-7 (DN)	1984 — Bears, 27-0 (S)
1973 — Bears, 33-14 (DN)	1981 — Bears, 35-24 (S)	1987 — Broncos, 31-29 (DN)
1976 — Broncos, 28-14 (S)	1983 — Bears, 31-14 (S)	

Detroit Lions	W-71	L-45	T-5	Points: Bears 2,262, Lions 2,009
1930 — Spartans, 7-6 (PO) Bears, 14-6 (W)		1950 — Bears, 35-21 (D) Bears, 6-3 (W)		1970 — Lions, 28-14 (D) Lions, 16-10 (W)
1931 — Bears, 9-6 (W) Spartans, 3-0 (PO)		1951 — Bears, 28-23 (D) Lions, 41-28 (W)		1971 — Bears 28-23 (D) Lions, 28-3 (S)
1932 — Tie, 13-13 (W) Tie, 7-7 (PO) Bears, 9-0 (W)		1952 — Bears, 24-23 (W) Lions, 45-21 (D)		1972 — Lions, 14-0 (D) Lions, 38-24 (S)
1933 — Bears, 17-14 (W) Bears, 17-7 (PO)		1953 — Lions, 20-16 (W) Lions, 13-7 (D)		1973 — Lions, 30-7 (S) Lions, 40-7 (D)
1934 — Bears, 19-16 (UD) Bears, 10-7 (W)		1954 — Lions, 48-23 (D) Bears, 28-24 (W)		1974 — Bears, 17-9 (S) Lions, 34-17 (D)
1935 — Tie, 20-20 (W) Lions, 14-2 (D)		1955 — Bears, 24-14 (D) Bears, 21-20 (W)		1975 — Lions, 27-7 (P) Bears, 25-21 (S)
1936 — Bears, 12-10 (W) Lions, 13-7 (D)		1956 — Lions, 42-10 (D) Bears, 38-21 (W)		1976 — Bears, 10-3 (S) Lions, 14-10 (P)
1937 — Bears, 28-20 (W) Bears, 13-0 (D)		1957 — Bears, 27-7 (D) Lions, 21-13 (W)		1977 — Bears, 30-20 (S) Bears, 31-14 (P)
1938 — Lions, 13-7 (W) Lions, 14-7 (D)		1958 — Bears, 20-7 (D) Bears, 21-16 (W)		1978 — Bears, 19-0 (P) Lions, 21-17 (S)
1939 — Lions, 10-0 (W) Bears, 23-13 (D)		1959 — Bears, 24-14 (D) Bears, 25-14 (W)		1979 — Bears, 35-7 (S) Lions, 20-0 (P)
1940 — Bears, 7-0 (W) Lions, 17-14 (D)		1960 — Bears, 28-7 (W) Lions, 36-0 (D)		1980 — Bears, 24-7 (S) Bears, 23-17 (P) +
1941 — Bears, 49-0 (W) Bears, 24-7 (D)		1961 — Bears, 31-17 (D) Lions, 16-15 (W)		1981 — Lions, 48-17 (P) Lions, 23-7 (S)
1942 — Bears, 16-0 (W) Bears, 42-0 (D)		1962 — Lions, 11-3 (D) Bears, 3-0 (W)		1982 — Lions, 17-10 (P) Bears, 20-17 (S)
1943 — Bears, 27-21 (D) Bears, 35-14 (W)		1963 — Bears, 37-21 (D) Bears, 24-14 (W)		1983 — Lions, 31-17 (P) Lions, 38-17 (S)
1944 — Tie, 21-21 (W) Lions, 41-21 (D)		1964 — Lions, 10-0 (W) Bears, 27-24 (D)		1984 — Bears, 16-14 (S) Bears, 30-13 (P)
1945 — Lions, 16-10 (D) Lions, 35-28 (W)		1965 — Bears, 38-10 (W) Bears, 17-10 (D)		1985 — Bears, 24-3 (S) Bears, 37-17 (P)
1946 — Bears, 42-6 (W) Bears, 45-24 (D)		1966 — Lions, 14-3 (D) Tie, 10-10 (W)		1986 — Bears, 13-7 (S) Bears, 16-13 (P)
1947 — Bears, 33-24 (W) Bears, 34-14 (D)		1967 — Bears, 14-3 (W) Bears, 27-13 (D)		1987 — Bears, 30-10 (S) 1988 — Bears, 24-7 (P)
1948 — Bears, 28-0 (W) Bears, 42-14 (D)		1968 — Lions, 42-0 (D) Lions, 28-10 (W)		Bears, 13-12 (S) 1989 — Bears, 47-27 (P)
1949 — Bears, 27-24 (W) Bears, 28-7 (D)		1969 — Lions, 13-7 (D) Lions, 20-3 (W)		Lions, 27-17 (S)

Green Bay Packers	W-78	L-57	T-6	Points: Bears 2,330, Packers 2,064
1921 — Staleys, 20-0 (W)			Packers, 25-0 (W)	1936 — Bears, 30-3 (GB) Packers, 21-10 (W)
1923 — Bears, 3-0 (GB)		1930 — Packers, 7-0 (GB)		1937 — Bears, 14-2 (GB) Packers, 24-14 (W)
1924 — Bears, 3-0 (W)		Packers, 13-12 (W)		1938 — Bears, 2-0 (GB) Packers, 24-17 (W)
1925 — Packers, 14-10 (GB) Bears, 21-0 (W)		Bears, 21-0 (W)		1939 — Packers, 21-16 (GB) Bears, 30-27 (W)
1926 — Tie, 6-6 (GB) Bears, 19-13 (W) Tie, 3-3 (W)		1931 — Packers, 7-0 (GB) Packers, 6-2 (W) Bears, 7-6 (W)		1940 — Bears, 41-10 (GB) Bears, 14-7 (W)
1927 — Bears, 7-6 (GB) Bears, 14-6 (W)		1932 — Tie, 0-0 (GB) Packers, 2-0 (W) Bears, 9-0 (W)		1941 — Bears, 25-17 (GB) Packers, 16-14 (W)
1928 — Tie, 12-12 (GB) Packers, 16-6 (W) Packers, 6-0 (W)		1933 — Bears, 14-7 (GB) Bears, 10-7 (W) Bears, 7-6 (W)		Bears, 33-14 (W) CC 1942 — Bears, 44-28 (GB) Bears, 38-7 (W)
1929 — Packers, 23-0 (GB) Packers, 14-0 (W)		1934 — Bears, 24-10 (GB) Bears, 27-14 (W)		1943 — Tie, 21-21 (GB) Bears, 21-7 (W)
		1935 — Packers, 7-0 (GB) Packers, 17-14 (W)		

1944 — Packers, 42-28 (GB) Bears, 21-0 (W)	1959 — Packers, 9-6 (GB) Bears, 28-17 (W)	1974 — Bears, 10-9 (S) Packers, 20-3 (ML)
1945 — Packers, 31-21 (GB) Bears, 28-24 (W)	1960 — Bears, 17-14 (GB) Packers, 41-13 (W)	1975 — Bears, 27-14 (S) Packers, 28-7 (LM)
1946 — Bears, 30-7 (GB) Bears, 10-7 (W)	1961 — Packers, 24-0 (GB) Packers, 31-28 (W)	1976 — Bears, 24-13 (S) Bears, 16-10 (LM)
1947 — Packers, 29-20 (GB) Bears, 20-17 (W)	1962 — Packers, 49-0 (GB) Packers, 38-7 (W)	1977 — Bears, 26-0 (LM) Bears, 21-10 (S)
1948 — Bears, 45-7 (GB) Bears, 7-6 (W)	1963 — Bears, 10-3 (GB) Bears, 26-7 (W)	1978 — Packers, 24-14 (LM) Bears, 14-0 (S)
1949 — Bears, 17-0 (GB) Bears, 24-3 (W)	1964 — Packers, 23-12 (GB) Packers, 17-3 (W)	1979 — Bears, 6-3 (S) Bears, 15-14 (LM)
1950 — Packers, 31-21 (GB) Bears, 28-14 (W)	1965 — Packers, 23-14 (LM) Bears, 31-10 (W)	1980 — Packers, 12-6 (LM) + Bears, 61-7 (S)
1951 — Bears, 31-20 (GB) Bears, 24-13 (W)	1966 — Packers, 17-0 (W) Packers, 13-6 (LM)	1981 — Packers, 16-9 (S) Packers, 21-17 (LM)
1952 — Bears, 24-14 (GB) Packers, 41-28 (W)	1967 — Packers, 13-10 (LM) Packers, 17-13 (W)	1983 — Packers, 31-28 (LM) Bears, 23-21 (S)
1953 — Bears, 17-13 (GB) Tie, 21-21 (W)	1968 — Bears, 13-10 (LM) Packers, 28-27 (W)	1984 — Bears, 9-7 (LM) Packers, 20-14 (S)
1954 — Bears, 10-3 (GB) Bears, 28-23 (W)	1969 — Packers, 17-0 (LM) Packers, 21-3 (W)	1985 — Bears, 23-7 (S) Bears, 16-10 (LM)
1955 — Packers, 24-3 (GB) Bears, 52-31 (W)	1970 — Packers, 20-19 (LM) Bears, 35-17 (W)	1986 — Bears, 25-12 (LM) Bears, 12-10 (S)
1956 — Bears, 37-21 (GB) Bears, 38-14 (W)	1971 — Packers, 17-14 (S) Packers, 31-10 (LM)	1987 — Bears, 26-24 (LM) Bears, 23-10 (S)
1957 — Packers, 21-17 (GB) Bears, 21-14 (W)	1972 — Packers, 20-17 (LM) Packers, 23-17 (S)	1988 — Bears 24-6 (LM) Bears 16-0 (S)
1958 — Bears, 34-20 (GB) Bears, 24-10 (W)	1973 — Bears, 31-17 (LM) Packers, 21-0 (S)	1989 — Packers 14-13 (LM) Packers 40-28 (S)

Houston Oilers	W-2	L-3	Points: Oilers 111, Bears 89
----------------	-----	-----	------------------------------

1973 — Bears, 35-14 (S)	1980 — Oilers, 10-6 (S)	1989 — Oilers, 33-28 (S)
1977 — Oilers, 47-0 (H)	1986 — Bears, 20-7 (H)	

Indianapolis Colts	W-15	L-21	Points: Colts 753, Bears 731
--------------------	------	------	------------------------------

1953 — Colts, 13-9 (B) Colts, 16-14 (W)	1959 — Bears, 26-21 (B) Colts, 21-7 (W)	1965 — Colts, 26-21 (W) Bears, 13-0 (B)
1954 — Bears, 28-9 (W) Bears, 28-13 (B)	1960 — Colts, 42-7 (B) Colts, 24-40 (W)	1966 — Bears, 27-17 (W) Colts, 21-16 (B)
1955 — Colts, 23-17 (B) Bears, 38-10 (W)	1961 — Bears, 24-10 (W) Bears, 21-20 (B)	1967 — Colts, 24-3 (W) 1968 — Colts, 28-7 (B)
1956 — Colts, 28-21 (B) Bears, 58-27 (W)	1962 — Bears, 35-15 (W) Bears, 57-0 (B)	1969 — Colts, 24-21 (W) 1970 — Colts, 21-20 (B)
1957 — Colts, 21-10 (B) Colts, 29-14 (W)	1963 — Bears, 10-3 (W) Bears, 17-7 (B)	1975 — Colts, 35-7 (S) 1983 — Colts, 22-19 (B) +
1958 — Colts, 51-38 (B) Colts, 17-0 (W)	1964 — Colts, 52-0 (B) Colts, 40-24 (W)	1985 — Bears, 17-10 (S) 1988 — Bears, 17-13 (I)

Kansas City Chiefs	W-3	L-1	Points: Chiefs 87, Bears 82
--------------------	-----	-----	-----------------------------

1973 — Chiefs, 19-7 (KC)	1981 — Bears, 16-13 (KC) +	1987 — Bears, 31-28 (S)
1977 — Bears, 28-27 (KC)		

LA Raiders	W-3	L-3	Points: Bears 113, Raiders 96
------------	-----	-----	-------------------------------

1972 — Raiders, 28-21 (O)	1978 — Raiders, 25-19 (S) +	1984 — Bears, 17-6 (S)
1976 — Raiders, 28-27 (S)	1981 — Bears, 23-6 (O)	1987 — Bears, 6-3 (LA)

LA Rams	W-44	L-29	T-3	Points: Bears 1,764, Rams 1,554
1937 — Bears, 20-2 (CL) Bears, 15-7 (W)	1951 — Rams, 42-17 (W)	1964 — Bears, 38-17 (W) Bears, 34-24 (LA)		
1938 — Rams, 14-7 (W) Rams, 23-21 (CL)	1952 — Rams, 31-7 (LA) Rams 40-24 (W)	1965 — Rams, 30-28 (LA) Bears, 31-6 (W)		
1939 — Bears, 30-21 (CL) Bears, 35-21 (W)	1953 — Rams, 38-24 (LA) Bears, 24-21 (W)	1966 — Rams, 31-17 (LA) Bears, 17-10 (W)		
1940 — Bears, 21-14 (CL) Bears, 47-25 (W)	1954 — Rams, 42-38 (LA) Bears, 24-13 (W)	1967 — Rams, 28-17 (W)		
1941 — Bears, 48-21 (CL) Bears, 31-13 (W)	1955 — Bears, 31-20 (LA) Bears, 24-3 (W)	1968 — Bears, 17-16 (LA)		
1942 — Bears, 21-7 (CL) Bears, 47-0 (W)	1956 — Bears, 35-24 (LA) Bears, 30-21 (W)	1969 — Rams, 9-7 (W)		
1944 — Rams, 19-7 (CL) Bears, 28-21 (W)	1957 — Bears, 34-26 (W) Bears, 16-10 (LA)	1971 — Rams, 17-3 (LA)		
1945 — Rams, 17-0 (CL) Rams, 41-21 (W)	1958 — Bears, 31-10 (W) Rams, 41-35 (LA)	1972 — Tie, 13-13 (S)		
1946 — Tie, 28-28 (W) Bears, 27-21 (LA)	1959 — Rams, 28-21 (W) Bears, 26-21 (LA)	1973 — Rams, 26-0 (S)		
1947 — Bears, 41-21 (LA) Rams, 17-14 (W)	1960 — Bears, 34-27 (W) Tie, 24-24 (LA)	1975 — Rams, 38-10 (LA)		
1948 — Bears, 42-21 (W) Bears, 21-6 (LA)	1961 — Bears, 21-17 (LA) Bears, 28-24 (W)	1976 — Rams, 20-12 (LA)		
1949 — Rams, 31-16 (W) Rams, 27-24 (LA)	1962 — Bears, 27-23 (LA) Bears, 30-14 (W)	1977 — Bears, 24-23 (S)		
1950 — Bears, 24-20 (LA) Bears 24-14 (W) Rams, 24-14 (LA) CC	1963 — Bears, 52-14 (LA) Bears, 6-0 (W)	1979 — Bears, 27-23 (S)		
		1981 — Rams, 24-7 (S)		
		1982 — Bears, 34-26 (AN)		
		1983 — Rams, 21-14 (AN)		
		1984 — Rams, 29-13 (AN)		
		1985 — Bears, 24-0 (S) CC		
		1986 — Rams, 20-17 (S)		
		1988 — Rams, 23-3 (AN)		
		1989 — Bears, 20-10 (S)		

Miami Dolphins	W-1	L-4	Points: Dolphins 156, Bears 90
1971 — Dolphins, 34-3 (MI)	1979 — Dolphins, 31-16 (MI)	1988 — Bears, 34-7 (S)	
1975 — Dolphins, 46-13 (S)	1985 — Dolphins, 38-24 (MI)		

Minnesota Vikings	W-26	L-29	T-2	Points: Vikings 1,134, Bears 1,046
1961 — Vikings, 37-13 (MN) Bears, 52-35 (W)	1971 — Bears, 20-17 (MN) Vikings, 27-10 (S)	1981 — Vikings, 24-21 (MN) Bears, 10-9 (S)		
1962 — Bears, 13-0 (MN) Bears, 31-30 (W)	1972 — Bears, 13-10 (S) Vikings, 23-10 (MN)	1982 — Vikings, 35-7 (M)		
1963 — Bears, 28-7 (MN) Tie 17-17 (W)	1973 — Vikings, 22-13 (S) Vikings, 31-13 (MN)	1983 — Vikings, 23-14 (S) Bears 19-13 (M)		
1964 — Bears, 34-28 (MN) Vikings, 41-14 (W)	1974 — Vikings, 11-7 (MN) Vikings, 17-0 (S)	1984 — Bears, 16-7 (S) Bears 34-3 (M)		
1965 — Bears, 45-37 (MN) Vikings, 24-17 (W)	1975 — Vikings, 28-3 (MN) Vikings, 13-9 (S)	1985 — Bears, 33-24 (M) Bears, 27-9 (S)		
1966 — Bears, 13-10 (MN) Bears, 41-28 (W)	1976 — Vikings, 20-19 (MN) Bears, 14-13 (S)	1986 — Bears, 23-0 (S) Vikings, 23-7 (M)		
1967 — Bears, 17-7 (MN) Tie, 10-10 (W)	1977 — Vikings, 22-16 (MN) + Bears, 10-7 (S)	1987 — Bears, 27-7, (S) Bears, 30-24 (M)		
1968 — Bears, 27-17 (MN) Bears, 26-24 (W)	1978 — Vikings, 24-20 (S) Vikings, 17-14 (MN)	1988 — Vikings, 31-7 (S) Vikings, 28-27 (M)		
1969 — Vikings, 31-0 (W) Vikings, 31-14 (MN)	1979 — Bears, 26-7 (S) Vikings, 30-27 (MN)	1989 — Bears, 38-7 (S) Vikings, 27-16 (M)		
1970 — Vikings 24-0 (W) Vikings, 16-13 (MN)	1980 — Vikings, 34-14 (S) Vikings, 13-7 (MN)			

New England Patriots	W-3	L-3	Points: Bears 116, Patriots 100
1973 — Patriots, 13-10 (S)	1985 — Bears, 20-7 (S) Bears, 46-10 (NO) SB	1988 — Patriots, 30-7 (NE)	
1979 — Patriots, 27-7 (S)			
1982 — Bears, 26-13 (S)			

New Orleans Saints	W-7	L-5	Points: Bears 278, Saints 197
--------------------	-----	-----	-------------------------------

1968 — Bears, 23-17 (TL)	1974 — Bears, 24-10 (S)	1982 — Saints, 10-0 (S)
1970 — Bears 24-3 (TL)	1975 — Bears, 42-17 (NO)	1983 — Saints, 34-31 (NO) +
1971 — Bears, 35-14 (S)	1977 — Saints, 42-24 (S)	1984 — Bears, 20-7 (S)
1973 — Saints, 21-16 (NO)	1980 — Bears, 22-3 (S)	1987 — Saints, 19-17 (S)

New York Giants	W-28	L-16	T-2	Points: Bears 792, Giants 593
-----------------	------	------	-----	-------------------------------

1925 — Bears, 19-7 (PG) Giants, 9-0 (W)	Bears, 23-21 (W) NFL	1948 — Bears, 35-14 (W)
1926 — Bears, 7-0 (W)	1934 — Bears, 27-7 (W) Bears, 10-9 (PG)	1949 — Giants, 35-28 (PG)
1927 — Giants, 13-7 (PG)	Giants, 30-13 (PG) NFL	1956 — Tie, 17-17 (NY)
1928 — Bears, 13-0 (W)	1935 — Bears, 20-3 (PG) Giants, 3-0 (W)	Giants, 47-7 (NY) NFL
1929 — Giants, 26-14 (W) Giants, 34-0 (PG)	1936 — Bears, 25-7 (PG)	1962 — Giants, 26-24 (W)
Giants, 14-9 (W)	1937 — Tie, 3-3 (PG)	1963 — Bears, 14-10 (W) NFL
1930 — Giants, 12-0 (W)	1939 — Giants, 16-13 (PG)	1965 — Bears, 35-14 (NY)
Bears, 12-0 (PG)	1940 — Bears, 37-21 (PG)	1967 — Bears, 34-7 (W)
1931 — Bears, 6-0 (W)	1941 — Bears, 37-9 (W) NFL	1969 — Giants, 28-24 (NY)
Bears, 12-6 (PG)	1942 — Bears, 26-7 (PG)	1970 — Bears, 24-16 (NY)
Giants, 25-6 (W)	1943 — Bears, 56-7 (PG)	1974 — Bears, 16-13 (S)
1932 — Bears, 28-8 (PG)	1946 — Giants, 14-0 (PG)	1977 — Bears, 12-9 (NJ) +
Bears, 6-0 (W)	Bears, 24-14 (PG) NFL	1985 — Bears, 21-0 (S) DP
1933 — Bears, 14-10 (W) Giants, 3-0 (PG)		1987 — Bears, 34-19 (S)

New York Jets	W-2	L-1	Points: Bears 63, Jets 42
---------------	-----	-----	---------------------------

1974 — Jets, 23-21 (S)	1979 — Bears, 23-13 (S)	1985 — Bears, 19-6 (NJ)
------------------------	-------------------------	-------------------------

Philadelphia Eagles	W-24	L-4	T-1	Points: Bears 700, Eagles 332
---------------------	------	-----	-----	-------------------------------

1933 — Tie, 3-3 (BK)	1946 — Bears, 21-14 (W)	1975 — Bears, 15-13 (S)
1935 — Bears, 39-0 (BK)	1947 — Bears, 40-7 (W)	1979 — Eagles, 27-17 (V) WC
1936 — Bears, 17-0 (PH) Bears, 28-7 (PH)	1948 — Eagles, 12-7 (SH)	1980 — Eagles, 17-14 (V)
1938 — Bears, 28-6 (PH)	1949 — Bears, 38-21 (W)	1983 — Bears, 7-6 (V)
1939 — Bears, 27-14 (W)	1955 — Bears, 17-10 (W)	Bears, 17-14 (S)
1941 — Bears, 49-14 (SH)	1961 — Eagles, 16-14 (FR)	1986 — Bears, 13-10 (S) +
1942 — Bears, 45-14 (W)	1963 — Bears, 16-7 (W)	1987 — Bears, 35-3 (V)
1943 — Bears, 48-21 (W)	1968 — Bears, 29-16 (FR)	1988 — Bears, 20-12 (S) DP
1944 — Bears, 28-7 (FB)	1970 — Bears, 20-16 (DS)	1989 — Bears, 27-13 (S)
	1972 — Bears, 21-12 (V)	

Phoenix Cardinals	W-52	L-25	T-6	Points: Bears 1,600, Cardinals 972
-------------------	------	------	-----	------------------------------------

For several years the Bears and Cardinals shared Wrigley Field and Comiskey Park.
 "H" designates the Bears as the home team; "V" designates the Bears as visitors.

1920 — Cardinals, 7-6 (H,NP) Staleys, 10-0 (V,W)	1928 — Bears, 15-0 (V,NP) Bears, 34-0 (H,W)	1936 — Bears, 7-3 (H,W) Cardinals, 14-7 (V,W)
1921 — Tie, 0-0 (V,W)	1929 — Tie, 0-0 (H,W)	1937 — Bears, 16-7 (H,W) Bears, 42-28 (V,W)
1922 — Cardinals, 6-0 (V,CM) Cardinals, 9-0 (H,CM)	Cardinals, 40-6 (V,CM)	1938 — Bears, 16-13 (V,S) Bears, 34-28 (H,W)
1923 — Bears, 3-0 (H,W)	1930 — Bears, 32-6 (V,CM) Bears, 6-0 (H,W)	1939 — Bears, 44-7 (H,W) Bears, 48-7 (V,CM)
1924 — Bears, 6-0 (H,W) Bears, 21-0 (V,CM)	1931 — Bears, 26-13 (H,W) Bears, 18-7 (V,W)	1940 — Cardinals, 21-7 (V,CM) Bears, 31-23 (H,W)
1925 — Cardinals, 9-0 (V,CM) Tie, 0-0 (H,W)	1932 — Tie, 0-0 (H,W) Bears, 34-0 (V,W)	1941 — Bears, 53-7 (H,W) Bears, 34-24 (V,CM)
1926 — Bears, 16-0 (V,W) Bears, 10-0 (H,S) Tie, 0-0 (H,W)	1933 — Bears, 12-9 (V,W) Bears, 22-6 (H,W)	1942 — Bears, 41-14 (H,W) Bears, 21-7 (V,CM)
1927 — Bears, 9-0 (V,NP) Cardinals, 3-0 (H,W)	1934 — Bears, 20-0 (H,W) Bears, 17-6 (H,W)	1943 — Bears, 20-0 (H,W) Bears, 35-24 (V,CM)
	1935 — Tie, 7-7 (H,W) Bears, 13-0 (V,W)	

1944 — Bears, 34-7 (H,W)	1951 — Cardinals, 28-14 (V,CM)	1969 — Cardinals, 20-17 (SL)
Bears, 49-7 (V,CM)	Cardinals, 24-14 (H,W)	1972 — Bears, 27-10 (SL)
1945 — Cardinals, 16-7 (H,W)	1952 — Cardinals, 21-10 (V,CM)	1975 — Cardinals, 34-20 (S)
Bears, 28-20 (V,CM)	Bears, 10-7 (H,W)	1977 — Cardinals, 16-13 (SL)
1946 — Bears, 34-17 (V,CM)	1953 — Cardinals, 24-17 (H,W)	1978 — Bears, 17-10 (S)
Cardinals, 35-28 (H,W)	1954 — Bears, 29-7 (V,CM)	1979 — Bears, 42-6 (S)
1947 — Cardinals, 31-7 (V,CM)	1955 — Cardinals, 53-14 (V,CM)	1982 — Cardinals, 10-7 (S)
Cardinals, 30-21 (H,W)	1956 — Bears, 10-3 (H,W)	1984 — Cardinals, 38-21 (SL)
1948 — Bears, 28-17 (V,CM)	1957 — Bears, 14-6 (V,CM)	
Cardinals, 24-21 (H,W)	1958 — Bears, 30-14 (H,W)	
1949 — Bears, 17-7 (V,CM)	1959 — Bears, 31-7 (V,S)	
Bears, 52-2 (H,W)	1965 — Bears, 34-13 (W)	
1950 — Bears, 27-6 (H,W)	1966 — Cardinals, 24-17 (SL)	
Cardinals, 20-10 (V,CM)	1967 — Bears, 30-3 (W)	

Pittsburgh Steelers	W-15	L-4	T-1	Points: Bears 445, Steelers 271
----------------------------	-------------	------------	------------	--

1934 — Bears, 28-0 (PI)	1945 — Bears, 28-7 (PI)	1969 — Bears, 38-7 (W)
1935 — Bears, 23-7 (PI)	1947 — Bears, 49-7 (W)	1971 — Bears, 17-15 (S)
1936 — Bears, 27-9 (PI)	1949 — Bears, 30-21 (W)	1975 — Steelers, 34-3 (TR)
Bears, 26-6 (W)	1958 — Steelers, 24-10 (PI)	1980 — Steelers, 38-3 (TR)
1937 — Bears, 7-0 (PI)	1959 — Bears, 27-21 (W)	1986 — Bears, 13-10 (S) +
1939 — Bears, 32-0 (PI)	1963 — Tie, 17-17 (PI)	1989 — Bears, 20-0 (TR)
1941 — Bears, 34-7 (W)	1967 — Steelers, 41-13 (PI)	

San Diego Chargers	W-1	L-4	Points: Chargers 125, Bears 62
---------------------------	------------	------------	---------------------------------------

1970 — Chargers, 20-7 (W)	1978 — Chargers, 40-7 (SD)	1984 — Chargers, 20-7 (SD)
1974 — Chargers, 28-21 (SD)	1981 — Bears, 20-17 (S) +	

San Francisco 49ers	W-25	L-26	T-1	Points: 49ers 1,147, Bears 1,052
----------------------------	-------------	-------------	------------	---

1950 — Bears, 32-20 (KZ)	1960 — Bears, 27-10 (W)	1971 — 49ers, 13-0 (SF)
Bears, 17-0 (W)	49ers, 25-7 (KZ)	1972 — 49ers, 34-21 (S)
1951 — Bears, 13-7 (W)	1961 — Bears, 31-0 (W)	1974 — 49ers, 34-0 (S)
1952 — 49ers, 40-16 (W)	49ers, 41-31 (KZ)	1975 — 49ers, 31-3 (SF)
Bears, 20-17 (KZ)	1962 — Bears, 30-14 (KZ)	1976 — Bears, 19-12 (SF)
1953 — 49ers, 35-28 (W)	49ers, 34-27 (W)	1978 — Bears, 16-13 (SF)
49ers, 24-14 (KZ)	1963 — 49ers, 20-14 (KZ)	1979 — Bears, 28-27 (SF)
1954 — 49ers, 31-24 (W)	Bears, 27-7 (W)	1981 — 49ers, 28-17 (SF)
Bears, 31-27 (KZ)	1964 — 49ers, 31-21 (KZ)	1983 — Bears, 13-3 (S)
1955 — 49ers, 20-19 (W)	Bears, 23-21 (W)	1984 — 49ers, 23-0 (SF) CC
Bears, 34-23 (KZ)	1965 — 49ers, 52-24 (KZ)	1985 — Bears, 26-10 (SF)
1956 — Bears, 31-7 (W)	Bears, 61-20 (W)	1987 — 49ers, 41-0 (SF)
Bears, 38-21 (KZ)	1966 — Tie 30-30 (W)	1988 — Bears, 10-9 (S)
1957 — 49ers, 21-17 (W)	49ers, 41-14 (KZ)	49ers, 28-3 (S) CC
49ers, 21-17 (KZ)	1967 — Bears, 28-14 (KZ)	1989 — 49ers, 26-0 (SF)
1958 — Bears, 28-6 (W)	1968 — Bears, 27-19 (W)	
Bears, 27-14 (KZ)	1969 — 49ers, 42-21 (KZ)	
1959 — 49ers, 20-17 (KZ)	1970 — 49ers, 37-16 (W)	
Bears, 14-3 (W)		

Seattle Seahawks	W-1	L-4	Points: Seahawks, 130, Bears, 107
-------------------------	------------	------------	--

1976 — Bears, 34-7 (SE)	1982 — Seahawks, 20-14 (SE)	1987 — Seahawks, 34-21 (S)
1978 — Seahawks, 31-29 (S)	1984 — Seahawks, 38-9 (SE)	

WEARING THE COLLAR

In his nine years as head coach, Mike Ditka has defeated 24 of the 27 NFL teams at least once during the regular season. Only Seattle (3-0), San Diego (2-0), and Phoenix/St. Louis (1-0) have not lost to Ditka, but the Bears play both the Seahawks and Cardinals in 1990.

On the other side of the coin, Ditka has yet to lose to eight franchises: Philadelphia (5-0); Cincinnati and Pittsburgh (2-0); Buffalo, Kansas City, the Giants, Jets, and Raiders (1-0).

Tampa Bay Buccaneers		W-18	L-6	Points: Bears, 594, Bucs 354
1977 — Bears, 10-0 (TB)	1982 — Buccaneers, 26-23 (TB) +	1987 — Bears, 20-3 (S)		
1978 — Buccaneers, 33-19 (TB)	1983 — Bears, 17-10 (S)	Bears, 27-26 (TB)		
Bears, 14-3 (S)	Bears, 27-0 (TB)	1988 — Bears 28-10 (S)		
1979 — Buccaneers, 17-13 (S)	1984 — Bears, 34-14 (S)	Bears 27-15 (TB)		
Bears, 14-0 (TB)	Bears, 44-9 (TB)	1989 — Buccaneers, 42-35 (TB)		
1980 — Bears, 23-0 (S)	1985 — Bears, 38-28 (S)	Buccaneers, 32-31 (S)		
Bears, 14-13 (TB)	Bears, 27-19 (TB)			
1981 — Bears, 28-17 (S)	1986 — Bears, 23-3 (TB)			
Buccaneers, 20-10 (TB)	Bears, 48-14 (S)			

Washington Redskins		W-21	L-14	T-1	Points: Bears 844, Redskins 603
1932 — Tie 7-7 (BO)	1943 — Redskins, 21-7 (WA)	1971 — Bears, 16-15 (S)			
1933 — Bears, 7-0 (W)	Bears, 41-21 (W) NFL	1974 — Redskins, 42-0 (DC)			
Redskins, 10-0 (W)	1945 — Redskins, 28-21 (WA)	1976 — Bears, 33-7 (S)			
1934 — Bears, 21-0 (BO)	1946 — Bears, 24-20 (W)	1978 — Bears, 14-10 (DC)			
1935 — Bears, 30-14 (BO)	1947 — Bears, 56-20 (WA)	1980 — Bears, 35-21 (S)			
1936 — Bears, 26-0 (BO)	1948 — Bears, 48-13 (W)	1981 — Redskins, 24-7 (S)			
1937 — Redskins, 28-21 (W) NFL	1949 — Bears, 31-21 (WA)	1984 — Bears, 23-19 (DC) DP			
1938 — Bears, 31-7 (W)	1951 — Bears, 27-0 (WA)	1985 — Bears, 45-10 (S)			
1940 — Redskins, 7-3 (WA)	1953 — Bears, 27-24 (WA)	1986 — Redskins, 27-13 (S) DP			
Bears 73-0 (WA) NFL	1957 — Redskins, 14-3 (W)	1987 — Redskins, 21-17 (S) DP			
1941 — Bears, 35-21 (W)	1964 — Redskins, 27-20 (DC)	1988 — Bears, 34-14 (DC)			
1942 — Redskins, 14-6 (WA) NFL	1968 — Redskins, 38-28 (W)	1989 — Redskins, 38-14 (DC)			

BEARS ON MONDAY NIGHT

(HOME TEAM IN CAPS)

Date	Winner	Loser	Following Week
Oct. 5, 1970	LIONS 28	Bears 14	L Min
Nov. 29, 1971	DOLPHINS 34	Bears 3	L @ Den
Oct. 23, 1972	BEARS 13	Vikings 10	W @ StL
Nov. 12, 1973	CHIEFS 19	Bears 7	L Det
Oct. 21, 1974	BEARS 10	Packers 9	L @ Buf
Oct. 27, 1975	Vikings 13	BEARS 9	L Mia
Oct. 10, 1977	BEARS 24	Rams 23	L @Min
Sept. 25, 1978	Vikings 24	BEARS 20	L Oak
Oct. 16, 1978	BRONCOS 16	Bears 7	L @ TB
Dec. 4, 1978	CHARGERS 40	Bears 7	W GB
Oct. 6, 1980	BEARS 23	Bucs 0	L @ Min
Nov. 3, 1980	BROWNS 27	Bears 21	W Wash
Sept. 28, 1981	Rams 24	BEARS 7	W @ Min
Oct. 19, 1981	LIONS 48	Bears 17	W SD
Dec. 3, 1984	CHARGERS 20	Bears 7	L GB
Oct. 21, 1985	BEARS 23	Packers 7	W Min
Dec. 2, 1985	DOLPHINS 38	Bears 24	W Ind
Sept. 22, 1986	Bears 25	PACKERS 12	W @ Cin
Nov. 3, 1986	Rams 20	BEARS 17	W @ TB
Dec. 15, 1986	Bears 16	LIONS 13	W @ Dal
Sept. 14, 1987	BEARS 34	Giants 19	W TB
Nov. 16, 1987	BRONCOS 31	Bears 29	W Det
Dec. 14, 1987	49ERS 41	Bears 0	L @ Sea
Oct. 24, 1988	BEARS 10	49ers 9	L @ NE
Dec. 5, 1988	RAMS 20	Bears 3	W Det
Dec. 19, 1988	VIKINGS 28	Bears 27	end of season
Oct. 2, 1989	BEARS 27	Eagles 13	L @ TB
Oct. 23, 1989	BROWNS 27	Bears 7	W LARams

Overall Record on Monday Night Football: 10-18 (Home: 8-4, Road: 2-14)

Record week following MNF: 13-14

At home following MNF home game: 2-2; following MNF road game: 7-3

On the road following MNF home game: 2-6; following MNF road game: 2-3

RECENT PRE-SEASON RESULTS

1989 — 2-2		Stadium	Bears	Opp
A 14	Miami Dolphins	(JR)	28	20
A 19	San Diego Chargers	(S)	7	24
A 27	Kansas City Chiefs	(S)	17	22
S 2	Los Angeles Raiders	(LA)	41	38

1988 — 1-3			Bears	Opp
A 6	Miami Dolphins	(S)	20	17
A 14	Minnesota Vikings	(SW)	21	28
A 22	Dallas Cowboys	(DA)	9	17
A 26	Los Angeles Raiders	(S)	22	37

1987 — 3-1			Bears	Opp
A 16	Miami Dolphins	(JR)	10	3
A 22	Pittsburgh Steelers	(S)	50	14
A 31	St. Louis Cardinals	(S)	16	20
S 5	Los Angeles Raiders	(LA)	20	17

1986 — 4-1			Bears	Opp
A 3	Dallas Cowboys	(LN)	17	6
A 9	Pittsburgh Steelers	(TR)	33	13
A 16	Indianapolis Colts	(S)	38	21
A 23	St. Louis Cardinals	(S)	7	14
A 30	Buffalo Bills	(ND)	31	17

1985 — 1-3			Bears	Opp
A 9	St. Louis Cardinals	(SL)	3	10
A 17	Indianapolis Colts	(S)	13	24
A 26	Dallas Cowboys	(DA)	13	15
A 31	Buffalo Bills	(S)	45	14

1984 — 1-3			Bears	Opp
A 4	St. Louis Cardinals	(S)	10	19
A 11	Green Bay Packers	(ML)	10	17
A 18	Cincinnati Bengals	(S)	17	25
A 26	Buffalo Bills	(I)	38	7

1983 — 3-1			Bears	Opp
A 6	Buffalo Bills	(S)	27	17
A 13	St. Louis Cardinals	(SL)	24	27
A 20	Los Angeles Raiders	(LA)	27	21
A 27	Kansas City Chiefs	(S)	20	17

1982 — 1-3			Bears	Opp
A 16	San Diego Chargers	(SD)	27	28
A 21	Buffalo Bills	(BF)	21	14
A 28	St. Louis Cardinals	(S)	3	10
S 4	Baltimore Colts	(S)	17	26

1981 — 2-2			Bears	Opp
A 8	New York Giants	(S)	7	23
A 15	Kansas City Chiefs	(KC)	0	13
A 22	Cincinnati Bengals	(S)	24	21
A 29	St. Louis Cardinals	(SL)	31	27

1980 — 1-3			Bears	Opp
A 10	New York Jets	(NJ)	21	9
A 16	Cincinnati Bengals	(CI)	3	21
A 23	Cleveland Browns	(S)	31	33
A 30	St. Louis Cardinals	(S)	13	21

1979 — 3-1		Stadium	Bears	Opp
A 4	New York Jets	(S)	27	14
A 11	New Orleans Saints	(NO)	13	6
A 18	Cincinnati Bengals	(S)	17	13
A 25	St. Louis Cardinals	(SL)	7	10

1978 — 0-4			Bears	Opp
A 5	Oakland Raiders	(S)	13	14
A 12	St. Louis Cardinals	(S)	14	26
A 19	Cincinnati Bengals	(CI)	3	27
A 24	Seattle Seahawks	(SE)	7	16

1977 — 3-4			Bears	Opp
J 30	New York Jets	(CN)	20	6
A 6	New Orleans Saints	(S)	14	20
A 13	Oakland Raiders	(O)	20	13
A 20	Houston Oilers	(H)	14	10
A 25	Cleveland Browns	(CL)	7	14
S 2	St. Louis Cardinals	(SL)	14	23
S 10	Cincinnati Bengals	(S)	6	24

1976 — 5-1			Bears	Opp
J 31	Denver Broncos	(DN)	15	14
A 7	Seattle Seahawks	(SP)	27	16
A 14	Baltimore Colts	(S)	25	14
A 21	St. Louis Cardinals	(S)	14	20
A 28	Tampa Bay Bucs	(TB)	10	7
S 3	Washington Redskins	(WA)	9	7

1975 — 2-4			Bears	Opp
A 9	San Diego Chargers	(SD)	22	0
A 16	Green Bay Packers	(ML)	9	13
A 23	St. Louis Cardinals	(IL)	14	13
A 30	Denver Broncos	(S)	0	13
S 6	Miami Dolphins	(MI)	10	21
S 13	Houston Oilers	(S)	13	24

1974 — 1-5			Bears	Opp
A 3	St. Louis Cardinals	(IL)	7	10
A 12	Pittsburgh Steelers	(TR)	21	50
A 17	Green Bay Packers	(GB)	10	20
A 26	Baltimore Colts	(B)	20	16
A 31	Houston Oilers	(H)	20	37
S 9	Miami Dolphins	(S)	7	30

1973 — 3-1-2			Bears	Opp
A 4	Green Bay Packers	(ML)	13	13
A 11	Houston Oilers	(H)	34	7
A 18	Miami Dolphins	(MI)	9	9
A 26	Buffalo Bills	(BF)	13	10
S 1	St. Louis Cardinals	(S)	31	20
S 9	Washington Redskins	(DC)	3	7

See page 190 for stadium codes.

BEARS IN THE PRO BOWL

(1951-1970 NFL East vs. West, 1971 - NFC vs. AFC)

1990: Neal Anderson, * RB (2) Jay Hilgenberg, C (5) Mike Singletary, LB (7)	1978: Allan Ellis, CB (1) Walter Payton, RB (2)	1963: Doug Atkins, DE (6) Mike Ditka, TE (2) Joe Fortunato, LB (2) Richie Petitbon, DB (1)
1989: Neal Anderson, RB (1) Mark Bortz, G (1) Dave Duerson, S (4) Jay Hilgenberg, C (4) Mike Singletary, LB (6)	1977: Wally Chambers, DT (3)	1962: Doug Atkins, DE (5) Mike Ditka, TE (1) Bill George, LB (8) Stan Jones, G (7)
1988: Dave Duerson, S (3) Jay Hilgenberg, C (3) Wilber Marshall, LB (2) Steve McMichael, DT (2) Mike Singletary, LB (5)	1976: Wally Chambers, DT (2) Walter Payton, RB (1)	1961: Doug Atkins, DE (4) Bill George, LB (7) Stan Jones, G (6) Johnny Morris, FL (1)
1987: Jim Covert, T (2) Dave Duerson, S (2) Wilber Marshall, LB (1) Steve McMichael, DT (1) Jay Hilgenberg, C (2) Walter Payton, RB (9) Mike Singletary, LB (4)	1975: None	1960: Doug Atkins, DE (3) Erich Barnes, DB (1) Rick Casares, RB (5) Bill George, LB (6) Stan Jones, G (5) Fred Williams, DT (4)
1986: Jim Covert, T (1) Richard Dent, DE (2) Dave Duerson, S (1) Dan Hampton, DE (4) Jay Hilgenberg, C (1) Jim McMahon, QB (1) Walter Payton, RB (8) Mike Singletary, LB (3) Otis Wilson, LB (1)	1974: Wally Chambers, DT (1)	1959: Doug Atkins, DE (2) Rick Casares, RB (4) Joe Fortunato, LB (1) Willie Galimore, RB (1) Bill George, LB (5) Stan Jones, G (4) Fred Williams, DT (3)
1985: Todd Bell, S (1) Richard Dent, DE (1) Dan Hampton, DT (3) Walter Payton, RB (7) Mike Singletary, LB (2)	1973: Dick Butkus, LB (8) Ron Smith, KR (1)	1958: Doug Atkins, DE (1) Rick Casares, RB (3) Bill George, LB (4) Kline Gilbert, T (1) Stan Jones, G (3)
1984: Walter Payton, RB (6) Mike Singletary, LB (1)	1972: Dick Butkus, LB (7) Dick Gordon, WR (2)	1957: Ed Brown, QB (2) JC Caroline, HB (1) Rick Casares, RB (2) Bill George, LB (3) Harlon Hill, WR (3) Stan Jones, G (2) McNeil Moore, HB (1) Larry Strickland, C (1)
1983: Dan Hampton, DT (2)	1971: Dick Butkus, LB (6) Dick Gordon, * WR (1) Bobby Joe Green, P (1) Cecil Turner, KR (1)	1956: Ed Brown, QB (1) Rick Casares, RB (1) Bill George, LB (2) Harlon Hill, WR (2) Jack Hoffman, E (2) Stan Jones, G (1) Bill Wightkin, T (1)
1982: Gary Fencik, S (2)	1970: Dick Butkus, LB (5) Gale Sayers, RB (5)	
1981: Gary Fencik, S (1) Dan Hampton, DE (1) Walter Payton, RB (5)	1969: Dick Butkus, LB (4) Gale Sayers, * RB (4) Roosevelt Taylor, DB (2)	
1980: Walter Payton, RB (4)	1968: Dick Butkus, LB (3) Gale Sayers, RB (3)	
1979: Walter Payton, RB (3)	1967: Dick Butkus, LB (2) Richie Petitbon, DB (3) Gale Sayers, RB (2)	
	1966: Doug Atkins, DE (8) Dick Butkus, LB (1) Mike Ditka, TE (5) Joe Fortunato, LB (5) Gale Sayers, RB (1)	
	1965: Mike Ditka, TE (4) Joe Fortunato, LB (4) Johnny Morris, * FL (2)	
	1964: Doug Atkins, DE (7) Mike Ditka, TE (3) Joe Fortunato, LB (3) Joe Marconi, RB (1) Richie Petitbon, DB (2) Mike Pyle, C (1) Roosevelt Taylor, DB (1) Bill Wade, QB (1)	

(continued)

1955: Bill Bishop, T (1)
 Bill George, LB (1)
 Harlon Hill, WR (1)
 Ed Sprinkle, DE (4)

1954: George Connor, T-LB (4)
 Jack Hoffman, E (1)
 Don Kindt, HB (1)
 Fred Williams, DT (2)

1953: Dick Barwegan, G (3)
 George Connor, T-LB (3)
 Gene Schroeder, E (1)
 Ed Sprinkle, DE (3)
 Fred Williams, DT (1)

1952: Dick Barwegan, G (2)
 Ray Bray, G (2)
 George Connor, T-LB (2)
 John Dottley, RB (2)
 Johnny Lujack, QB (2)
 Ed Sprinkle, DE (2)
 Bulldog Turner, C-LB (2)

1951: Dick Barwegan, G (1)
 Ray Bray, G (1)
 George Connor, T-LB (1)
 Fred Davis, T (1)
 Johnny Lujack, QB (1)
 Ed Sprinkle, DE (1)
 Bulldog Turner, C-LB (1)

* Did not play due to injuries
 † Denotes game's outstanding back, lineman
 () Number of appearances



BEARS IN THE '80s

The Decade (1980-89)

Overall

San Francisco	104	47	1	.688
Washington	97	55	0	.638
Miami	94	57	1	.622
Denver	93	58	1	.615
BEARS	92	60	0	.605

At Home

Denver	58	19	0	.753
BEARS	55	21	0	.724
Miami	53	21	1	.713
Washington	52	23	0	.693
San Francisco	49	26	0	.653

Division Titles

San Francisco	7
BEARS	5
Miami	5
Denver	4
Cleveland	4
Washington	4

Playoff Appearances

San Francisco	8
Cleveland	7
Los Angeles Rams	7
New York Giants	6
BEARS	5
Dallas, Denver	5
Los Angeles Raiders, Miami	5
Minnesota, Washington	5

10-win Seasons

San Francisco	8
Denver	6
Los Angeles Rams	6
Washington	6
BEARS	5
New York Giants	5

Since 1984 (Bears' first division title)

Overall

San Francisco	72	22	1	.763
BEARS	68	27	0	.716
Denver	64	30	1	.679
Washington	62	33	0	.653
New York Giants	61	34	0	.642

At Home

Denver	39	9	0	.813
BEARS	38	10	0	.792
New York Giants	37	11	0	.771
San Francisco	34	13	0	.723
Washington	33	14	0	.702

Division Titles

BEARS	5
San Francisco	5
Denver	4
Cleveland	4

Playoff Appearances

San Francisco	6
BEARS	5
Cleveland	5
Los Angeles Rams	5
Denver	4
New York Giants	4
Seattle	3
Washington	3

10-win Seasons

San Francisco	6
BEARS	5
Denver	5
Los Angeles Rams	5
Washington	5
New York Giants	4

WHAT TO LOOK FOR IN 1990

1. **Bears** attempting to win their sixth NFC Central title in the last seven years.
2. **Bears** seeking their seventh consecutive opening day victory. Chicago has won its last six openers and is tied with New England for the longest current streak in the NFL.
3. **Bears** improving on their record in the month of September when they are 16-1 over the past five seasons.
4. **Bears** continuing their winning ways in domed stadiums where they have won 11 of their last 14 games. The Bears face divisional rivals Detroit and Minnesota indoors this season.
5. **Bears** making their first appearance in Phoenix. The Cardinals and the Seattle Seahawks were the only teams the Bears did not defeat in the 80s.
6. **Bears** concluding their regular season with a victory. Chicago has won 10 of its last 13 regular season finales.
7. **Bears** continuing their success at Soldier Field vs. AFC opponents in meetings with Seattle and Kansas City. Chicago has won 14 of its last 16 meetings vs. AFC teams at home.
8. **Bears** attempting to improve on their record when holding opponents to 17 points or less. Chicago has won 69 of its last 70 games when the opponent has failed to score at least 18 points.
9. **Neal Anderson** attempting to record his third consecutive 1,000 yard rushing season. Anderson became only the second player in Bear history to record back-to-back 1,000 yard seasons with 1,275 in 1989 following an output of 1,106 in 1988.
10. **Neal Anderson** continuing his quick ascent up the ladder of career leading rushers. He jumped from 14th to fourth and is 1,843 yards behind Gale Sayers for the third spot. Neal also ranks 16th in career catches.
11. **Kevin Butler** setting a club record for most field goals in a career. Butler's 108 field goals rank second by 20 to Bob Thomas (128).
12. **Kevin Butler** improving on his club record for field goal percentage. His 74.5% lifetime accuracy is fifth best in NFL history.
13. **Jim Covert** and **Mark Bortz** making their 100th career start for the Bears. Heading into the season Covert has started 95 games and Bortz 90.
14. **Richard Dent** leading the team in sacks for the sixth time in the last seven seasons.
15. **Dennis Gentry** adding to his lead as the Bears' most prolific kickoff return man in yards gained. Gentry has amassed 3,138 yards in eight seasons.
16. **Dan Hampton** becoming the second Chicago Bear to play in three decades. Sid Luckman (1939-51) was the first.
17. **Dan Hampton** moving to second place in career sacks. His 78.5 sacks trail Jim Osborne (81.5). Richard Dent became the Bears' all-time leader in sacks, recording his 82nd in the final game of the 1989 season.
18. **Steve McMichael** extending his streak of 101 consecutive starts, longest active streak on the squad just ahead of Jay Hilgenberg's 100.
19. **Mike Singletary** earning Pro Bowl honors for the eighth consecutive season. Singletary's seven Pro Bowl appearances ranks second in Bear annals behind Walter Payton's nine.
20. **Keith Van Horne** adding to his 118 career starts which are most among Bear offensive players.

MILESTONES WITHIN REACH IN 1990

Neal Anderson	14 rushing TDs to surpass Sayers for third place in rushing TDs, career 60 receptions for 200 career 96 points for 300 career 887 rushing yards for 4,000 career
Kevin Butler	21 field goals to surpass Bob Thomas for most FG, career 53 extra points to surpass George Blanda for most PATs, career 81 points for 600 career 111 points to surpass Bob Thomas as second in Bear history
Mark Bortz	10 starts for 100 career
Maury Buford	68 punts for 500 career 2,020 punting yards for 20,000 career
Jim Covert	5 starts for 100 career
Dennis Gentry	27 kickoff returns for 200 career 507 receiving yards for 2,000 career 592 kickoff return yards for 4,000 career
Dan Hampton	3.5 sacks to surpass Jim Osborne into second place in career sacks.
Jim Harbaugh	34 completions for 200 career 220 passing yards for 2,000 career
Steve McMichael	13 tackles for 500 career
Ron Morris	22 receptions for 100 career 637 receiving yards for 2,000 career
Brad Muster	476 rushing yards for 1,000 career
Mike Tomczak	85 completions for 500 career 274 passing yards for 6,000 career

1990 NFL SCHEDULE

WEEK 1

Sunday, Sept. 9

Minnesota at Kansas City, noon
Phoenix at Washington, noon
LA Rams at Green Bay, noon
Seattle at Chicago, noon
Tampa Bay at Detroit, noon
Denver at LA Raiders, 3 p.m.
Houston at Atlanta, 3 p.m.
Indianapolis at Buffalo, 3 p.m.
NY Jets at Cincinnati, 3 p.m.
Miami at New England, 3 p.m.
Pittsburgh at Cleveland, 3 p.m.
San Diego at Dallas, 3 p.m.
Philadelphia at NY Giants, 7 p.m.
Monday, Sept. 10
San Francisco at New Orleans, 8 p.m.

WEEK 4

No game: LA Rams, New Orleans, Atlanta, San Francisco
Sunday, Sept 30
Dallas at NY Giants, noon
Denver at Buffalo, noon
Green Bay at Detroit, noon
Indianapolis at Philadelphia, noon
Miami at Pittsburgh, noon
Tampa Bay at Minnesota, noon
Chicago at LA Raiders, 3 p.m.
Cleveland at Kansas City, 3 p.m.
Houston at San Diego, 3 p.m.
NY Jets at New England, 3 p.m.
Washington at Phoenix, 7 p.m.
Monday, Oct. 1
Cincinnati at Seattle, 8 p.m.

WEEK 7

No game: Chicago, Detroit, Minnesota, Green Bay
Thursday, Oct 18
New England at Miami, 7 p.m.
Sunday, Oct. 21
Dallas at Tampa Bay, noon
Denver at Indianapolis, noon
New Orleans at Houston, noon
NY Jets at Buffalo, noon
Philadelphia at Washington, noon
Atlanta at LA Rams, 3 p.m.
Kansas City at Seattle, 3 p.m.
Phoenix at NY Giants, 3 p.m.
Pittsburgh at San Francisco, 3 p.m.
LA Raiders at San Diego, 3 p.m.
Monday, Oct. 22
Cincinnati at Cleveland, 8 p.m.

WEEK 2

Sunday, Sept. 16
Atlanta at Detroit, noon
Buffalo at Miami, noon
Chicago at Green Bay, noon
Cincinnati at San Diego, noon
Cleveland at NY Jets, noon
New England at Indianapolis, noon
LA Rams at Tampa Bay, noon
Phoenix at Philadelphia, noon
New Orleans at Minnesota, 3 p.m.
NY Giants at Dallas, 3 p.m.
LA Raiders at Seattle, 3 p.m.
Washington at San Francisco, 3 p.m.
Houston at Pittsburgh, 7 p.m.
Monday, Sept. 17
Kansas City at Denver 8 p.m.

WEEK 5

No game: NY Giants, Philadelphia, Phoenix, Washington
Sunday, Oct. 7
Detroit at Minnesota, noon
Kansas City at Indianapolis, noon
New Orleans at Atlanta, noon
NY Jets at Miami, noon
San Diego at Pittsburgh, noon
San Francisco at Houston, noon
Seattle at New England, noon
Tampa Bay at Dallas, noon
Cincinnati at LA Rams, 3 p.m.
Green Bay at Chicago, 3 p.m.
LA Raiders at Buffalo, 6:30 p.m.
Monday, Oct. 8
Cleveland at Denver, 8 p.m.

WEEK 8

No game: Denver, LA Raiders, Kansas City, Seattle
Sunday, Oct 28
Buffalo at New England, noon
Detroit at New Orleans, noon
Miami at Indianapolis, noon
Minnesota at Green Bay (Mil), noon
NY Jets at Houston, noon
Philadelphia at Dallas, noon
Chicago at Phoenix, 3 p.m.
Cleveland at San Francisco, 3 p.m.
Tampa Bay at San Diego, 3 p.m.
Washington at NY Giants, 3 p.m.
Cincinnati at Atlanta, 7 p.m.
Monday, Oct. 30
LA Rams at Pittsburgh, 8 p.m.

WEEK 3

Sunday, Sept. 23
Dallas at Washington, noon
Indianapolis at Houston, noon
Kansas City at Green Bay, noon
Miami at NY Giants, noon
Minnesota at Chicago, noon
New England at Cincinnati, noon
Phoenix at New Orleans, noon
San Diego at Cleveland, noon
Atlanta at San Francisco, 3 p.m.
Philadelphia at LA Rams, 3 p.m.
Pittsburgh at LA Raiders, 3 p.m.
Seattle at Denver, 3 p.m.
Detroit at Tampa Bay, 7 p.m.
Monday, Sept. 24
Buffalo at NY Jets, 8 p.m.

WEEK 6

No game: Buffalo, Indianapolis, Miami, New England
Sunday, Oct 14
Cleveland at New Orleans, noon
Detroit at Kansas City, noon
Green Bay at Tampa Bay, noon
Houston at Cincinnati, noon
San Diego at NY Jets, noon
San Francisco at Atlanta, noon
Dallas at Phoenix, 3 p.m.
NY Giants at Washington, 3 p.m.
Pittsburgh at Denver, 3 p.m.
Seattle at LA Raiders, 3 p.m.
LA Rams at Chicago, 6:30 p.m.
Monday, Oct. 15
Minnesota at Philadelphia, 8 p.m.

WEEK 9

Sunday, Nov. 4
Atlanta at Pittsburgh, noon
Buffalo at Cleveland, noon
Dallas at NY Jets, noon
New England at Philadelphia, noon
New Orleans at Cincinnati, noon
Phoenix at Miami, noon
LA Raiders at Kansas City, noon
San Francisco at Green Bay, noon
Washington at Detroit, noon
Chicago at Tampa Bay, 3 p.m.
Houston at LA Rams, 3 p.m.
San Diego at Seattle, 3 p.m.
Denver at Minnesota, 7 p.m.
Monday, Nov. 5
NY Giants at Indianapolis, 8 p.m.

1990 NFL SCHEDULE (continued)

WEEK 10

No game: Cincinnati, Cleveland,
Houston, Pittsburgh

Sunday, Nov. 11

Atlanta at Chicago, noon

Indianapolis at New England, noon

Miami at NY Jets, noon

Minnesota at Detroit, noon

Phoenix at Buffalo, noon

Seattle at Kansas City, noon

Tampa Bay at New Orleans, noon

Denver at San Diego, 3 p.m.

Green Bay at LA Raiders, 3 p.m.

NY Giants at LA Rams, 3 p.m.

San Francisco at Dallas, 7 p.m.

Monday, Nov. 12

Washington at Philadelphia, 8 p.m.

WEEK 13

Sunday, Dec. 2

Atlanta at Tampa Bay, noon

Cincinnati at Pittsburgh, noon

Detroit at Chicago, noon

Kansas City at New England, noon

LA Rams at Cleveland, noon

Miami at Washington, noon

Philadelphia at Buffalo, noon

Houston at Seattle, 3 p.m.

Indianapolis at Phoenix, 3 p.m.

LA Raiders at Denver 3 p.m.

New Orleans at Dallas, 3 p.m.

NY Jets at San Diego, 3 p.m.

Green Bay at Minnesota, 7 p.m.

Monday, Dec. 3

NY Giants at San Francisco, 8 p.m.

WEEK 16

Saturday, Dec. 22

Detroit at Green Bay, 11:30 a.m.

LA Raiders at Minnesota, 3 p.m.

Washington at Indianapolis, 7 p.m.

Sunday, Dec. 23

Cincinnati at Houston, noon

Cleveland at Pittsburgh, noon

Dallas at Philadelphia, noon

Miami at Buffalo, noon

New England at NY Jets, noon

LA Rams at Atlanta, noon

Tampa Bay at Chicago, noon

Kansas City at San Diego, 3 p.m.

New Orleans at San Francisco, 3 p.m.

NY Giants at Phoenix, 3 p.m.

Denver at Seattle, 7 p.m.

WEEK 11

Sunday, Nov. 18

Detroit at NY Giants, noon

Houston at Cleveland, noon

New England at Buffalo, noon

New Orleans at Washington, noon

Philadelphia at Atlanta, noon

San Diego at Kansas City, noon

Chicago at Denver, 3 p.m.

Dallas at LA Rams, 3 p.m.

Green Bay at Phoenix, 3 p.m.

Minnesota at Seattle, 3 p.m.

NY Jets at Indianapolis, 3 p.m.

Tampa Bay at San Francisco, 3 p.m.

Pittsburgh at Cincinnati, 7 p.m.

Monday, Nov. 19

LA Raiders at Miami, 8 p.m.

WEEK 14

No game: NY Jets, San Diego,

Dallas, Tampa Bay

Sunday, Dec. 9

Buffalo at Indianapolis, noon

Cleveland at Houston, noon

Minnesota at NY Giants, noon

New England at Pittsburgh, noon

Phoenix at Atlanta, noon

San Francisco at Cincinnati, noon

Seattle at Green Bay (Mil), noon

Chicago at Washington, 3 p.m.

Denver at Kansas City, 3 p.m.

New Orleans at LA Rams, 3 p.m.

Philadelphia at Miami, 7 p.m.

Monday, Dec. 10

LA Raiders at Detroit, 8 p.m.

WEEK 17

Saturday Dec. 29

Kansas City at Chicago, 11:30 a.m.

Philadelphia at Phoenix, 3 p.m.

Sunday, Dec. 30

Buffalo at Washington, noon

Cleveland at Cincinnati, noon

Dallas at Atlanta, noon

Indianapolis at Miami, noon

NY Giants at New England, noon

San Francisco at Minnesota, noon

Detroit at Seattle, 3 p.m.

Green Bay at Denver, 3 p.m.

NY Jets at Tampa Bay, 3 p.m.

San Diego at LA Raiders, 3 p.m.

Pittsburgh at Houston, 7 p.m.

Monday, Dec. 31

LA Rams at New Orleans, 7 p.m.

WEEK 12

Thursday, Nov. 22

Denver at Detroit, 11:30 a.m.

Washington at Dallas, 3 p.m.

Sunday, Nov. 25

Atlanta at New Orleans, noon

Chicago at Minnesota, noon

Indianapolis at Cincinnati, noon

Miami at Cleveland, noon

NY Giants at Philadelphia, noon

Tampa Bay at Green Bay (Mil), noon

Kansas City at LA Raiders, 3 p.m.

LA Rams at San Francisco, 3 p.m.

New England at Phoenix, 3 p.m.

Pittsburgh at NY Jets, 3 p.m.

Seattle at San Diego, 7 p.m.

Monday, Nov. 26

Buffalo at Houston, 8 p.m.

WEEK 15

Saturday, Dec. 15

Buffalo at NY Giants, 11:30 a.m.

Washington at New England, 3 p.m.

Sunday, Dec. 16

Atlanta at Cleveland, noon

Green Bay at Philadelphia, noon

Houston at Kansas City, noon

Indianapolis at NY Jets, noon

Minnesota at Tampa Bay, noon

Phoenix at Dallas, noon

Pittsburgh at New Orleans, noon

Seattle at Miami, noon

Cincinnati at LA Raiders, 3 p.m.

San Diego at Denver, 3 p.m.

Chicago at Detroit, 7 p.m.

Monday, Dec. 17

San Francisco at LA Rams, 8 p.m.

BEARS IN '89

Overall	6-10
Home	4-4
Road	2-6
Grass	4-9
Artificial	2-1
Outdoors	5-9
Indoors	1-1
vs. NFC	4-8
vs. AFC	2-2
vs. NFC Central	2-6

SOLDIER FIELD

The Chicago Bears enter their 20th year at Soldier Field after playing their first 51 seasons at Wrigley Field. Soldier Field was opened for use in 1924 as 45,000-seat Municipal Grant Park Stadium. The first football game played on its field was November 22, 1924, as a capacity crowd watched Notre Dame edge Northwestern 13-6.

It hosted the first boxing event which drew a gate of over \$2.5 million (Dempsey-Tunney, 1927), the first ski meet held in a stadium, and the all-time largest football crowd (123,000). The largest crowd for any event in Soldier Field was 260,000 on Sept. 8 1954 for the religious Marian Year Tribute.

The 100,000-seat stadium was dedicated November 27, 1926, with Army battling Navy to a 21-21 tie. The all-time collegiate attendance record of 123,000 plus was established Nov. 26, 1927 as Notre Dame beat Southern Cal 7-6. In the first professional game at the then-mammoth stadium, the Bears defeated the Chicago Cardinals 10-0 on November 11, 1926.

Plans for the stadium started in 1919 as a memorial to the soldiers of WWI. Soldier Field stands on 10,000 pile foundations driving an average depth of 62.5 feet through fill that replaced the lake waters. The stadium is maintained and operated by the Chicago Park District.

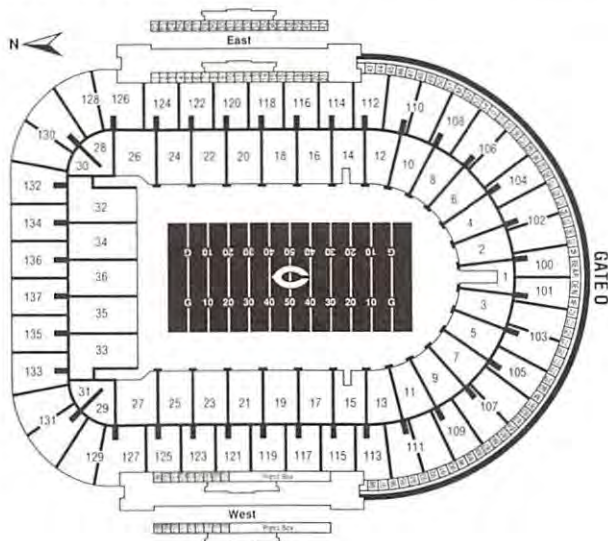
Other stadium notes since the Bears moved to Soldier Field:

1971 — September 19th, Chicago defeats the Pittsburgh Steelers 17-15 before capacity crowd of 57,000.

1979 — The stadium undergoes major reconstruction and renovation prior to the season including new lighting, playing surface, and lockerrooms; rebuilding of seating area (new chairbacks, arm rests, seats); and improvement of sightlines.

1982 — Additional rebuilding of seating areas was completed as well as new concourses with more restrooms and concession areas. A new press box, 60 deluxe skyboxes and a new scoreboard were also built. Capacity is increased to 66,030.

1988 — Surface was changed from artificial turf to natural grass and 56 skyboxes were added along south rim (increasing the total to 116). The capacity is increased to current figure of 66,946.



TRAINING CAMP

For the seventh consecutive year, the Bears' training camp will be held at the University of Wisconsin-Platteville. Players report to camp on Thursday, July 26, and will participate in two-a-day workouts each day at 9:30 a.m. and 3:30 p.m. beginning Friday, July 27.

Because of the Bears' participation in the Hall of Fame Game (Aug. 4) there will be no intrasquad scrimmage. The Bears return to Lake Forest August 19.

Following is a list of Bears' training camp sites:

1985-Present	University of Wisconsin-Platteville, Wisconsin
1975-84	Lake Forest College, Lake Forest, Illinois
1944-74	St. Joseph's College, Rensselaer, Indiana
1935-43	St. John's Military Academy, Delafield, Wisconsin
1934	Lane Tech High School, Chicago, Illinois

DIRECTIONS TO PLATTEVILLE, WISCONSIN

FROM CHICAGO — (Due to construction along the route last year, we offer this path) Take 94 North to Bristol, Wisconsin. Take Rt. 50 West to Delavan. At Delavan take I-43 south towards Beloit. When near Beloit change to Rt. 81. Follow 81 to Monroe before changing to Rt. 11 West. Take Rt. 11 to Rt. 23 North just east of Schullsburg. Stay on Rt. 23 for six miles before turning onto Rt. 81 West. Stay on Rt. 81 for 20 miles until you enter Platteville.

HALAS HALL

Located on the picturesque campus of Lake Forest College, Halas Hall is the Bears' year-round home. Named to honor the late George S. Halas, the Bears founder and one of the pioneers of the NFL, the building is dedicated to the memory of George Halas, Jr., who died December 16, 1979.

Halas Hall was opened to the players in September of '79. Coaches and administrative staff members moved into the top level of the three-story complex in November. Finishing touches were completed in May of 1980.

In the spring of 1985, the Bears' corporate offices were moved to Halas Hall from downtown. One regulation-size grass football field and one 70-yard field are situated behind the building. Today, only the team's ticket operations are housed at 55 E. Jackson Blvd.

Designed by Allan M. Pickus Architects and built by Pickus Construction of Waukegan, IL., the lower floor of the building houses team meeting rooms, a player lounge, a racquetball court, rookie lockers and shower areas, storage and utility rooms. The ground-level floor features the veteran's lockerroom, showers, sauna, training and weight rooms, coaches' lockerroom, equipment rooms, laundry, video lab, darkroom, computer department, and media workroom.

The top floor holds the reception area, staff offices, conference rooms, duplicating room, and a mini-kitchen.

DIRECTIONS

FROM THE LOOP — Take Edens Expressway (94 North) to 41 North (Exit 29). Exit onto Deerpath Road and head east. Go through the business district, across the railroad tracks, and turn right (south) on Washington Road. Halas Hall is a block past the second stop sign on the right side of the road (250 N. Washington Rd.). Parking is available on the left.

FROM O'HARE AIRPORT — Take 294 North to Town Line Road (Hwy. 60). Take 60 east to where it deadends into 41. Go north approximately 200 yards to the Deerpath Road exit and head east. Go through the business district, across the railroad tracks, and turn right (south) on Washington Road. Halas Hall is a block past the second stop sign on the right side of the road (250 N. Washington Rd.). Parking is available on the left.

BEARS ON RADIO

WGN (720 AM), the nation's most listened to radio station, has been the Bears' radio outlet since 1985. Wayne Larrivee calls play-by-play with Pro Football Weekly's Hub Arkush and former Bears' safety Gary Fencik providing analysis. Pre-game programming beings two hours prior to kickoff with WGN Sports Director Chuck Swirsky and Randy Minkoff. The post-game show features analysis from Mike Ditka and Bears' players from the lockerroom. WGN is joined on the Bears Radio Network by over 60 stations representing 10 states nationwide.

WOPA (1200 AM) broadcasts games in Spanish to the greater Chicago area with Leon Martinez and Hector Molina calling the action. The Bears were heard on WOJO in 1987-88, but were not on last season as the station was changing management and thus the call letters (to WOPA).



WAYNE LARRIVEE

One of the best play-by-play announcers in the country, Wayne Larrivee begins his sixth season as the radio voice of the Bears. In addition to covering the Bears, Larrivee handles television play-by-play of Big Ten football and basketball (Raycom and ESPN) and Notre Dame basketball (WGN). Larrivee also hosts the Bears weekly television show and Pro Football Weekly, both

shown locally (WMAQ) on Saturday nights. A native New Englander, Larrivee previously broadcast for the Kansas City Chiefs, Missouri Valley Conference, University of Colorado, and University of Iowa before joining WGN in 1985.



HUB ARKUSH

An insightful pro football expert, Hub Arkush opens his third year on the Bears' radio team. Arkush is also publisher of Pro Football Weekly and serves as founder and co-host of the television show with the same name. He began working for WGN in 1985 as an analyst on the pre- and post-game show and began filling in during Bear broadcasts in 1987. Hub is a lifetime Chicagoan

who attended Deerfield High and the University of Michigan.



GARY FENCIK

Gary Fencik, who retired following the 1987 season, makes his debut in the Bears broadcast booth this season. Fencik joined the Bears as a free agent in 1976, and became a starter in his second year. He finished his career as the club's all-time leader in takeaways (50) and interceptions (38) while earning two trips to the Pro Bowl (1981-82). Fencik played wide receiver at Barrington (IL)

High School and Yale before being drafted in the ninth round by Miami. Since his playing career ended, Fencik has worked as a NFL color commentator for CBS-TV in 1988 and is currently employed by Hawthorne Realty.

NETWORKS

ARIZONA
KCKY-AM COOLIDGE

IOWA
KCPS-AM BURLINGTON
KCRG-AM CEDAR RAPIDS
WCC-AM DAVENPORT
WRNT-AM DES MOINES
KDTH-AM DUBUQUE
KEMB-FM EMMETTSBURG
KOKX-AM KEOKUK
KCZY-FM OSAGE

ILLINOIS
WBYS-AM CANTON
WCIL-AM CARBONDALE
WDWS-AM CHAMPAIGN
WEIC-AM CHARLESTON
WDAN-AM DANVILLE
WDZ-AM DECATUR
WFRL-AM FREEPORT
WRAM-AM MONMOUTH
WMOI-FM MONMOUTH
WCSJ-AM MORRIS
WMIX-AM MT VERNON
WXKO-FM PANA
WIRL-AM PEORIA
WALUR-AM PLANO
WSPY-FM PLANO
WZOE-AM PRINCETON
WGEM-AM QUINCY
WRHL-FM ROCHELLE
WKXO-FM RUSHVILLE
WHCO-AM SPARTA
WCVS-AM SPRINGFIELD
WDRS-AM STERLING
WIZZ-AM STREATOR
WFRX-FM W. FRANKFORT

INDIANA
WIFF-AM AUBURN
WEZR-AM FORT WAYNE
WCOE-FM LA PORTE
WASK-AM LAFAYETTE
WBAT-AM MARION
WNZE-FM PLYMOUTH
WLQI-FM RENSSELAER
WSBT-AM SOUTH BEND
WKUZ-FM WABASH
WRSW-FM WARSAW

KENTUCKY
WSN-AM HENDERSON
WDXR-AM PADUCAH

MICHIGAN
WLAV-AM GRAND RAPIDS
WJMS-AM IRONWOOD
WQSN-AM KALAMAZOO
WPBK-AM WHITEHALL

MISSOURI
KAPE-AM CAPEGIRARDEAU
KUSA-AM ST. LOUIS

NEVADA
KROL-AM LAS VEGAS

OKLAHOMA
KTRT-AM TULSA

WISCONSIN
WKPL-FM PLATTEVILLE

NFL PHONE NUMBERS

NFL League Office	(212) 758-1500
410 Park Ave, New York, NY (10022)	
NFL Properties	(212) 838-0660
NFL Films	(609) 778-1600
Pro Football Hall of Fame	(216) 456-8207
Elias Sports Bureau	(212) 869-1530

Team	PR Director	Phone Number
Atlanta Falcons	Charlie Taylor	(404) 945-1111
Buffalo Bills	Scott Berchtold	(716) 648-1800
Chicago Bears	Bryan Harlan	(708) 295-6600
Cincinnati Bengals	Al Heim	(513) 621-3550
Cleveland Browns	Kevin Byrne	(216) 696-5555
Dallas Cowboys	TBA	(214) 556-9900
Denver Broncos	Jim Saccomano	(303) 649-9000
Detroit Lions	Bill Keenist	(313) 335-4131
Green Bay Packers	Lee Rummel	(414) 494-2351
Houston Oilers	Chip Namias	(713) 797-9111
Indianapolis Colts	Craig Kelley	(317) 297-2658
Kansas City Chiefs	Bob Moore	(816) 924-9300
Los Angeles Raiders	Al LoCasale	(213) 322-3451
Los Angeles Rams	John Oswald	(714) 535-7267
Miami Dolphins	Harvey Greene	(305) 620-5000
Minnesota Vikings	Merrill Swanson	(612) 828-6500
New England Patriots	Jimmy Oldham	(508) 543-8200
New Orleans Saints	Rusty Kasmiersky	(504) 733-0255
New York Giants	Ed Croke	(201) 935-8111
New York Jets	Frank Ramos	(212) 421-6600
Philadelphia Eagles	Ron Howard	(215) 463-2500
Phoenix Cardinals	Paul Jensen	(602) 967-1010
Pittsburgh Steelers	Dan Edwards	(412) 323-1200
San Diego Chargers	Bill Johnston	(619) 280-2111
San Francisco 49ers	Jerry Walker	(408) 562-4949
Seattle Seahawks	Gary Wright	(206) 827-9777
Tampa Bay Buccaneers	Rick Odioso	(813) 870-2700
Washington Redskins	Charlie Dayton	(703) 471-9100

MEDIA INFORMATION

CREDENTIAL REQUESTS: News media representatives who have not been issued season press credentials should request single game credentials in advance by writing to or calling Bryan Harlan, Director of Public Relations, Halas Hall, 250 N. Washington Road, Lake Forest, IL 60045. (708) 295-6600. Credentials will be left at the WILL CALL window located near Gate O at the south end of the stadium. WILL CALL opens three hours before kickoff. Space is extremely limited in the Soldier Field Press Box, so guests are NOT permitted and credentials are limited to working press only.

PHOTOGRAPHERS: Sideline credentials for field photographers are issued by the Bears' PR department. Space limitations make it impossible to accredit free lance photographers who are not on specific assignment by a recognized sports or news publication. Sideline credentials must be reserved five days before the game and can be picked up at Gate O.

PARKING: Media parking is limited at Soldier Field. Applications must be made in writing on company letterhead to Bryan Harlan.

TELEPHONES: The Bears cooperate with the Pro Football Writers Association telephone co-op system for copy transmission. Media outlets not participating in the PFWA system should make their own arrangements for dedicated phone service. To order phones in the Soldier Field Press Box call: Vito Sanchez at Illinois Bell (312) 750-2033.

TO SOLDIER FIELD FROM O'HARE AIRPORT: Take Kennedy Expressway to Congress Street. Exit East to Columbus Drive. Go right (south) on Columbus until it feeds into Lake Shore Drive South. Soldier Field will be on left. Entrance to parking is at south end of field (Waldron Drive).

FROM SOLDIER FIELD TO O'HARE AIRPORT: Take Lake Shore Drive South to I-55 (on right). Take I-55 to I-90/94. Exit North to Wisconsin. Follow signs to O'Hare.

DIRECTIONS OUT OF PRESS BOX AFTER GAME: Take press box elevator to first level concourse inside stadium; follow inside concourse to south end of stadium. Exit at Gate O. All taxi cabs are instructed to pick up at Gate O.

POST-GAME TRANSPORTATION: Please advise Bears' PR personnel as soon as possible should you require transportation following the game.

BEARS' PR TELEPHONE NUMBERS

Bryan Harlan: (312) 975-8082 (home)

Bears Office: (708) 295-6600, ext. 219, 220, 221

Bears Press Box: (312) 461-9066

CHICAGO BEARS' 1990 ROAD HEADQUARTERS

Canton, OH	Parke Hotel	(216) 499-9410
Phoenix	The Pointe	(602) 438-9000
Columbia, SC	Embassy Suites	(803) 252-8700
Green Bay	Appleton Paper Valley	(414) 733-8000
LA Raiders	Stouffer Concourse	(213) 216-5858
Tampa Bay	Radisson Bay Harbor Inn	(813) 281-8900
Denver	Westin	(303) 572-9100
Minnesota	Minneapolis Hilton	(612) 331-1900
Washington	Crystal City Marriott	(703) 521-5500
Detroit	Guest Quarters	(313) 879-7500

1990 BEARS SCHEDULE

PRE-SEASON

Date	Opponent	Time*	Network
Sat., Aug. 4	Cleveland Browns (in Canton, OH)	Noon	abc
Sat., Aug. 11	Miami Dolphins	6:00 pm	WLS-TV
Sat., Aug. 18	@ Phoenix Cardinals	9:30 p.m.	WLS-TV
Fri., Aug. 24	Los Angeles Raiders	7:00 p.m.	NBC
Thu., Aug. 30	Buffalo Bills (in South Carolina)	7:00 p.m.	ESPN

REGULAR SEASON

Date	Opponent	Time*	Network
Sun., Sept. 9	Seattle Seahawks	Noon	NBC
Sun., Sept. 16	@ Green Bay Packers	Noon	⊙
Sun., Sept. 23	Minnesota Vikings	Noon	⊙
Sun., Sept. 30	@ Los Angeles Raiders	3:00 p.m.	⊙
Sun., Oct. 7	Green Bay Packers	3:00 p.m.	⊙
Sun., Oct. 14	Los Angeles Rams	6:30 p.m.	TNT
Sun., Oct. 21	*** Off Week ***		
Sun., Oct. 28	@ Phoenix Cardinals	3:00 p.m.	⊙
Sun., Nov. 4	@ Tampa Bay Buccaneers	3:00 p.m.	⊙
Sun., Nov. 11	Atlanta Falcons	Noon	⊙
Sun., Nov. 18	@ Denver Broncos	3:00 p.m.	⊙
Sun., Nov. 25	@ Minnesota Vikings	Noon	⊙
Sun., Dec. 2	Detroit Lions	Noon	⊙
Sun., Dec. 9	@ Washington Redskins	3:00 p.m.	⊙
Sun., Dec. 16	@ Detroit Lions	7:00 p.m.	ESPN
Sun., Dec. 23	Tampa Bay Buccaneers	Noon	⊙
Sat., Dec. 29	Kansas City Chiefs	11:30 a.m.	NBC

*Chicago time

IMPORTANT DATES IN 1990

July 26	Rookies and veterans report to training camp — Platteville, WI
August 4	Hall of Fame Game vs. Cleveland Browns — Canton, OH
August 11	Pre-season home opener vs. Miami Dolphins — Soldier Field
August 28	Roster cut to 60
September 3	Roster cut to 47
September 4	Clubs establish six-player developmental squad
September 9	Regular season opener vs. Seattle — Soldier Field
October 16	Trade deadline
October 16-17	NFL Fall meeting — Chicago, IL
December 31	Regular season closes
January 5-6	First Round Playoff games
January 12-13	Second Round Playoff games
January 20	Conference Championships
January 27	Super Bowl XXV — Tampa, FL
February 3	Pro Bowl — Honolulu, HI


Frito-Lay's Crunch
Tators and the
Chicago Bears team
up for a better Chicago.

**Frito
Lay's**

**CRUNCH
TATORS**

Mighty Mesquite

TM
BRAND



DORITOS®, FRITO-LAY'S®, RUFFLES®, CRUNCH TATORS®, TOSTITOS®, CHEE-TOS®, and FRITOS® are registered trademarks of Frito-Lay, Inc. © 1990.